

# Public Corporate Entity



red.es

## **“.es” domain statistics** **May 2014**

June 2014

## Index

1	Introduction .....	3
2	Domains .....	4
	This section summarises statistical data referring to the composition of domains in the national market, both the country code TLD for Spain (.es) and also other TLDs. .... 4	
2.1	Distribution of domains in Spain .....	4
2.2	The “.es” domain.....	5
2.2.1	Composition of the “.es” domain.....	5
2.2.2	Change over time of the “.es” domain.....	6
2.2.2.1	Historical Trend .....	6
2.2.2.2	Annual trend of active domains (last 12 months).....	7
2.2.3	Registration and cancellation of domains.....	8
2.2.4	Geographical distribution.....	9
3	Accredited Registrars .....	10
3.1	Trend in the number of accredited registrar.....	10
3.2	List and domains per accredited registrar.....	11

## **1 INTRODUCTION**

---

The purpose of this statistical data report for **May 2014** is to inform society of the current situation of “.es” domains, providing important and useful information to help those taking current and future decisions.

The **.es** domains register fosters and promotes the use of the “.es” domain as a reference of the Spanish language on internet at an international level, with a potential market of more than 400 million Spanish speakers; it is a **quality** domain, **secure**, **easy to acquire and renew** and with the benefit of added value services such as an **out-of-court dispute resolution procedure**.

In drawing up this report, we have based our findings on information from:

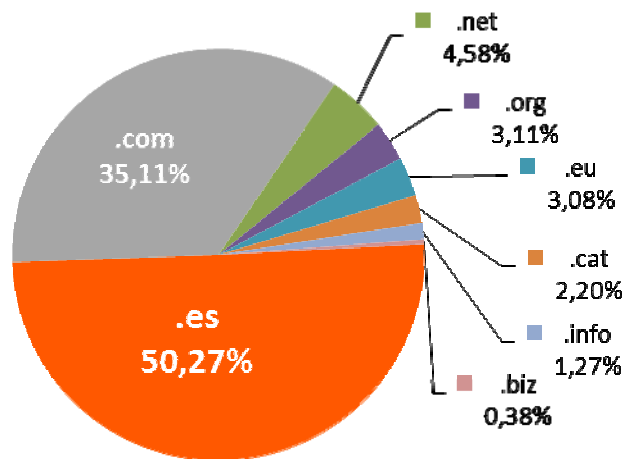
- Webhosting.info, an organization that recompiles statistical data on TLDs at country level.
- Eurid.eu, the registry that manages the .eu country code top-level domain.
- Council of European National Top Level Domain Registries (CENTR).
- The Red.es database.

## 2 DOMAINS

This section summarises statistical data referring to the composition of domains in the national market, both the country code TLD for Spain (.es) and also other TLDs.

### 2.1 Distribution of domains in Spain

The figures show the total composition of domains in Spain, numbering over **3,442,766** domains. It shows that the “.es” domain is the most frequently used in Spain, clearly exceeding the “.com” domain.



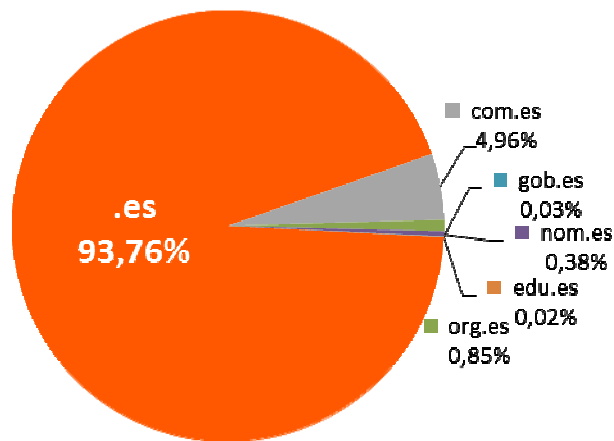
Domains	Number of domains
.es	1,730,581
.com	1,208,866
.net	157,704
.org	107,093
.eu	105,920
.cat	75,582
.info	43,888
.biz	13,132
<b>Total</b>	<b>3,442,766</b>

**Source:**  
-Red.es  
-Eurid.eu  
- CENTR  
- WebHosting

## 2.2 The “.es” domain

This section focuses on the special features of the “.es” domain with respect to growth, composition, geographical localization, etc.

### 2.2.1 Composition of the “.es” domain



Domains Composition	
TLD	Nr of Domains
es	1,623,473
com.es	85,871
org.es	14,696
nom.es	6,568
gov.es	562
edu.es	425
<b>Total</b>	<b>1,731,595 *</b>

\* The total number of domains is different because of the date when the data were taken

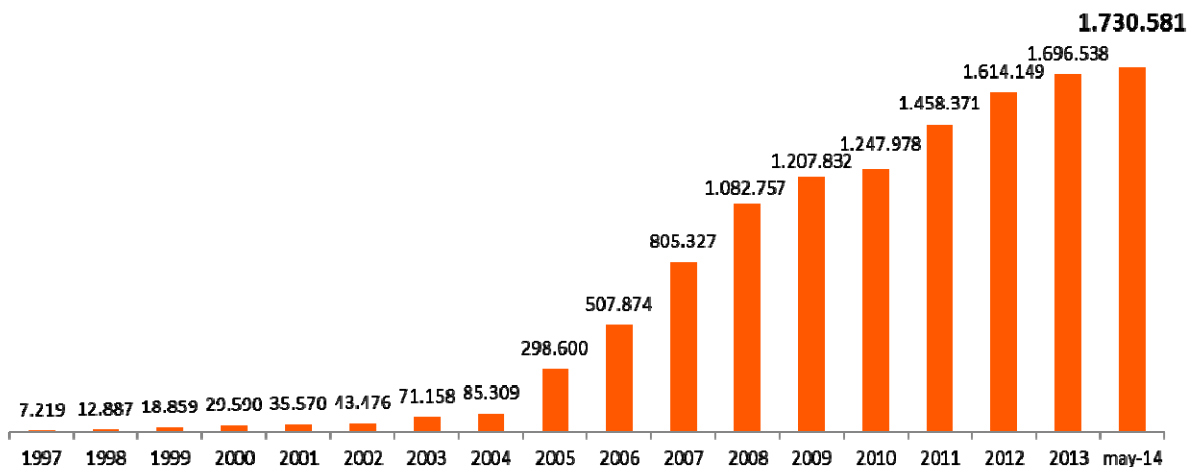
Source: Red.es

## 2.2.2 Change over time of the “.es” domain

The change over time of the “.es” domain is shown over the long and short terms, showing a clearly growing trend in the number of domains registered in recent years.

### 2.2.2.1 Historical Trend

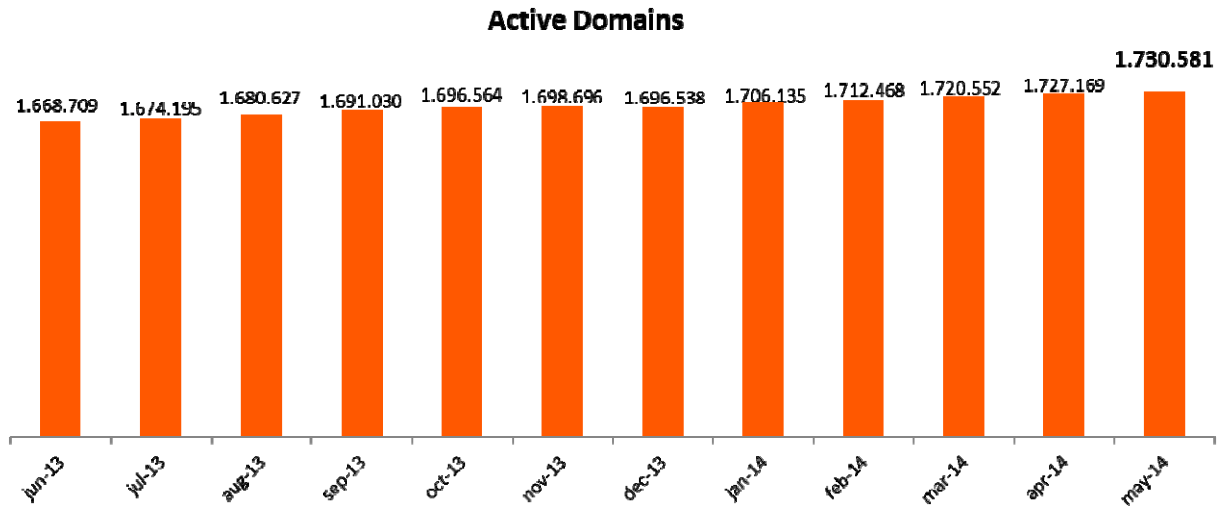
#### Active domains



Year	Active Domains
1997	7,219
1998	12,887
1999	18,859
2000	29,590
2001	35,570
2002	43,476
2003	71,158
2004	85,309
2005	298,600
2006	507,874
2007	805,327
2008	1,082,757
2009	1,207,832
2010	1,247,978
2011	1,458,371
2012	1,614,149
2013	1,696,538
may-14	1,730,581

Source: Red.es

### 2.2.2.2 Annual trend of active domains (last 12 months)



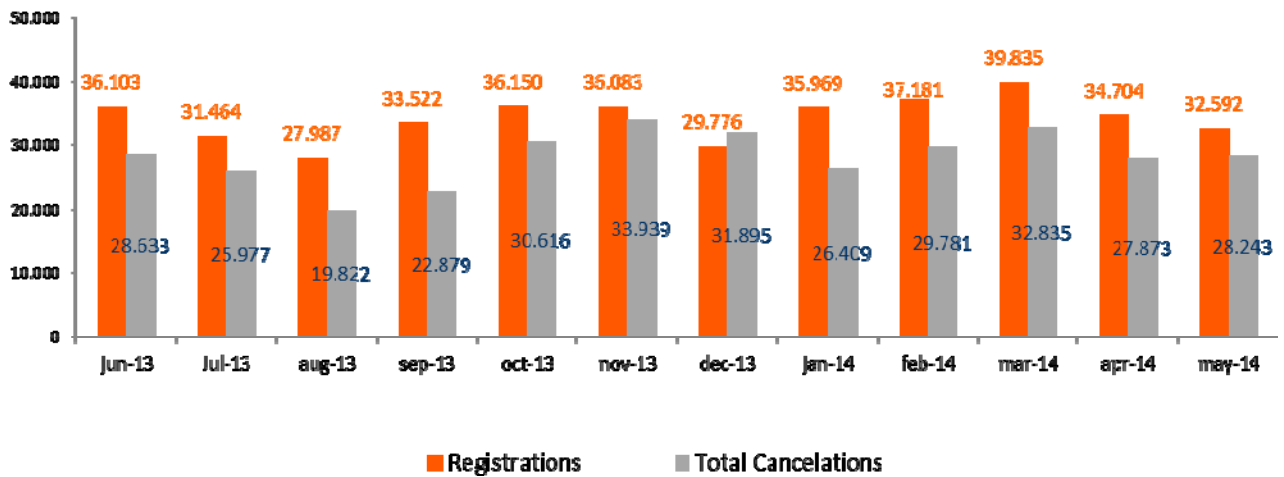
Month	Active Domains
jun-13	1,668,709
jul-13	1,674,195
aug-13	1,680,627
sep-13	1,691,030
oct-13	1,696,564
nov-13	1,698,696
dec-13	1,696,538
jan-14	1,706,135
feb-14	1,712,468
mar-14	1,720,552
apr-14	1,727,169
may-14	1,730,581

Source: Red.es

### 2.2.3 Registration and cancellation of domains

Cancellation of domains includes cancellation properly speaking plus non-renewal of domains.

The trend shows moderate growth over the last year.



Registrations	Total Cancellations	Cancellations	No renewal
36,103	28,633	328	28,305
31,464	25,977	335	25,642
27,987	19,822	302	19,520
33,522	22,879	277	22,602
36,150	30,616	389	30,227
36,083	33,939	362	33,577
29,776	31,895	488	31,407
35,969	26,409	431	25,978
37,181	29,781	382	29,399
39,835	32,835	431	32,404
34,704	27,873	405	27,468
32,592	28,243	454	27,789

Total cancellations = cancellations + No renewal

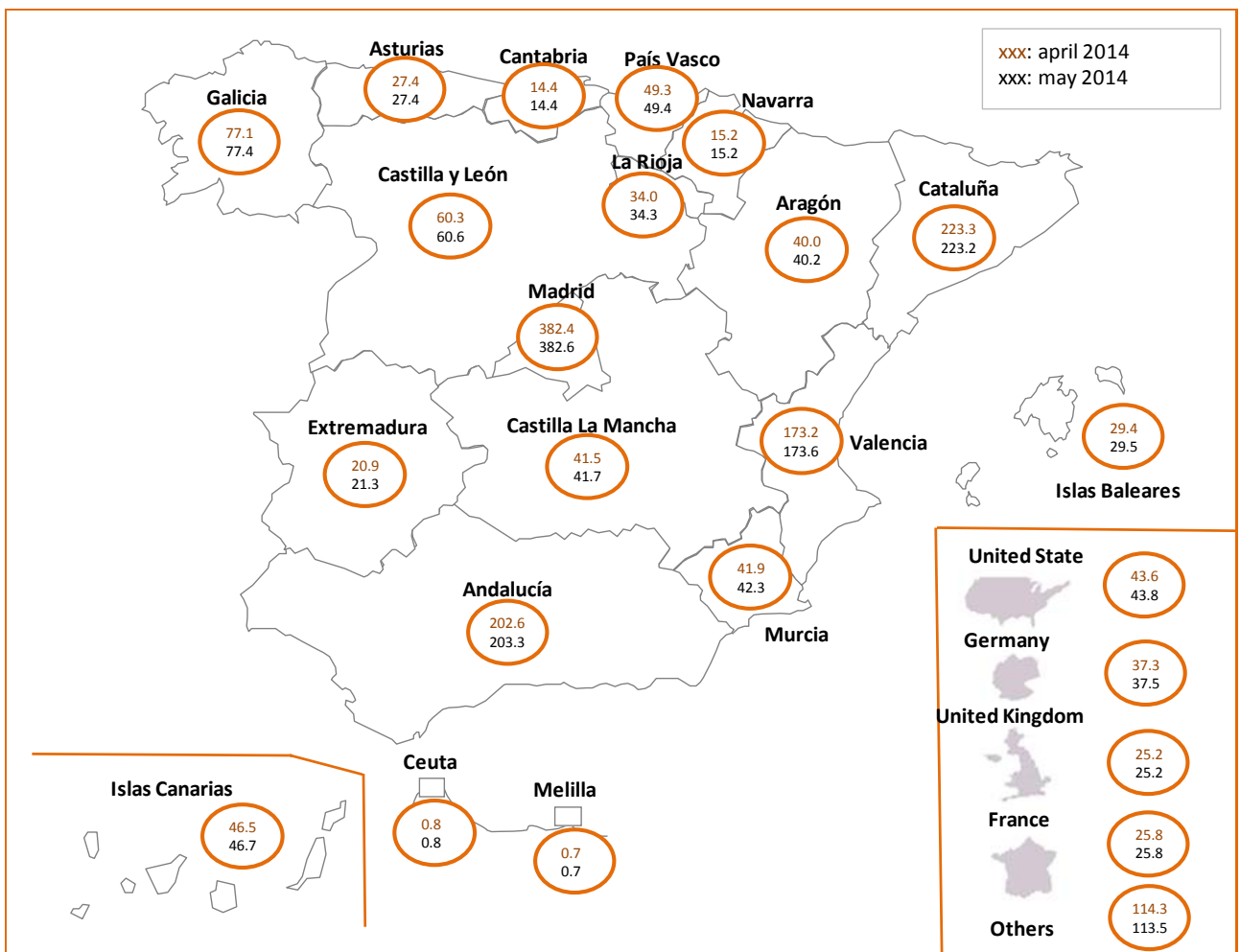
Source: Red.es



### 2.2.4 Geographical distribution

The following map shows the number of active domains by Autonomous Region and by country for countries with significant domain registrations. The data are comparative with respect to the previous month.

The Community of Madrid and Catalonia show the highest concentrations of active domains because population numbers and economic development of these regions are key for domain acquisition.

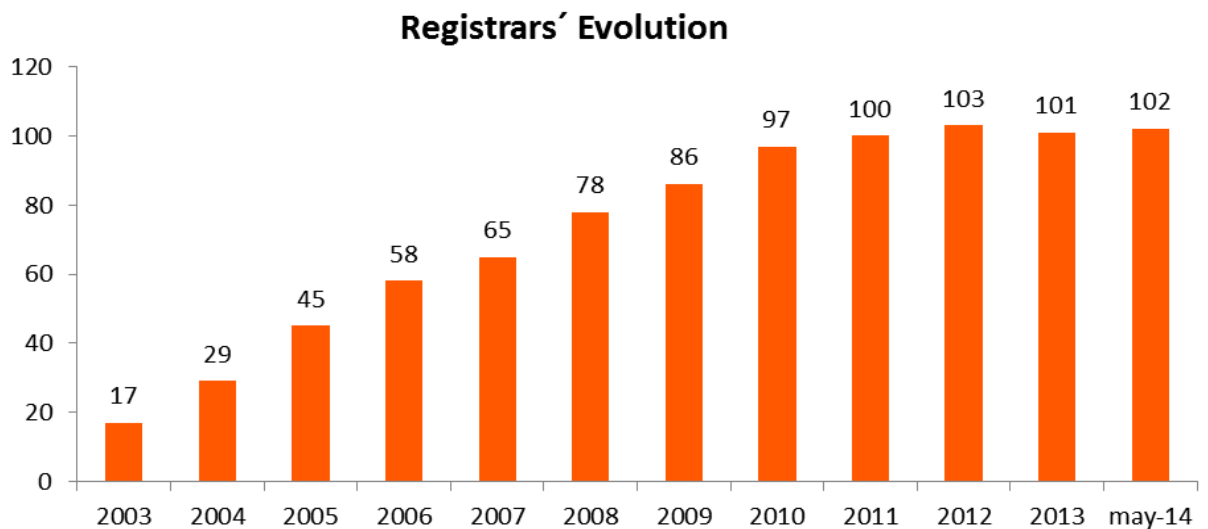


Source: Red.es

### 3 ACCREDITED REGISTRARS

#### 3.1 Trend in the number of accredited registrar

As with the trend in domains, the number of accredited registrars has also grown significantly, mainly due to the increased domestic demand for “.es” domains.



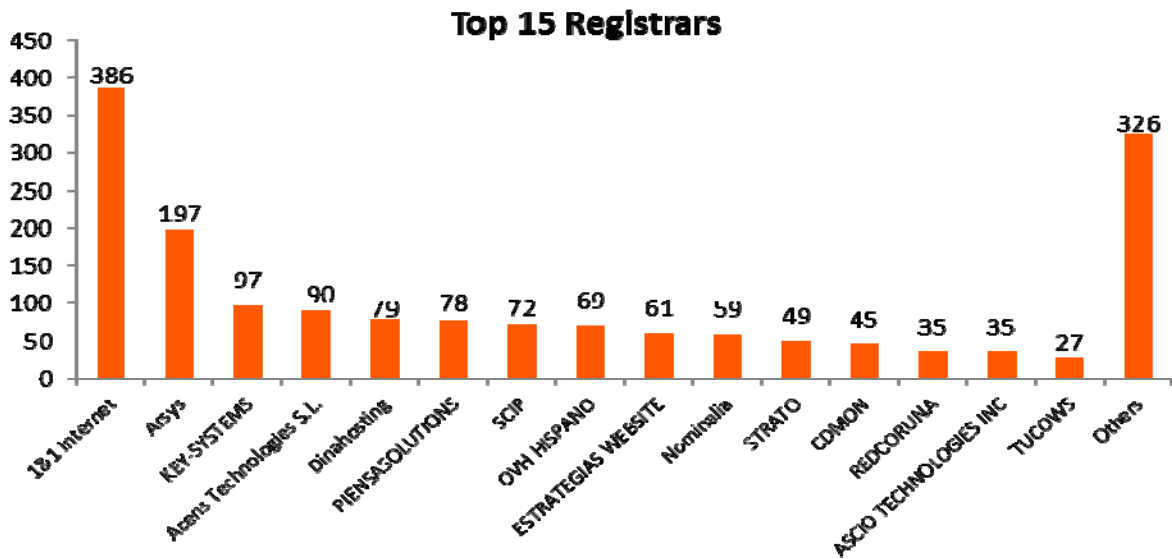
Year	Nr Registrars	Nr of registrars active
2003	17	17
2004	12	29
2005	16	45
2006	13	58
2007	7	65
2008	13	78
2009	8	86
2010	11	97
2011	3	100
2012	3	103
2013	-2	101
may-14	1	102

Source: Red.es

### 3.2 List and domains per accredited registrar

Classification of accredited registrars by number of domains. The figure only shows the 15 registrars with the highest number of domains. The remainders are grouped into the same category ("others").

The figure shows there is a clear concentration in the sector.



Data in thousands of domains

Registrars	Domains
1&1 Internet	386,152
Arsys	196,685
KEY-SYSTEMS	96,744
Acens Technologies S.L.	89,565
Dinahosting	79,354
PIENSASOLUTIONS	78,020
SCIP	71,700
OVH HISPANO	69,473
ESTRATEGIAS WEBSITE	60,514
Nominalia	58,646
STRATO	49,077
CDMON	45,444
REDCORUNA	35,130
ASCIO TECHNOLOGIES INC	34,933
TUCOWS	27,030
Others	326,149

Source: Red.es

An individual breakdown by accredited registrar and by number of domains is shown below:

List of Registrars					
Registrar		Total domains	Registrar		Total domains
1	1&1 Internet	386.152	36	NEODIGIT	4.187
2	Arsys	196.685	37	HOSPEDAJE Y DOMINIOS	4.173
3	KEY-SYSTEMS	96.744	38	NERION	4.114
4	Acens Technologies S.L.	89.565	39	Instra Corporation	3.745
5	Dinahosting	79.354	40	UBILIBET	3.712
6	PIENSASOLUTIONS	78.020	41	Marcaria.com	3.505
7	SCIP	71.700	42	ConfigBox	3.486
8	OVH HISPANO	69.473	43	DOMAINCLUB	3.419
9	ESTRATEGIAS WEBSITE	60.514	44	WEIS CONSULTING	3.276
10	Nominalia	58.646	45	CENTRORED	3.156
11	STRATO	49.077	46	DIGIVAL	3.043
12	CDMON	45.444	47	PDR LTD	3.018
13	REDCORUNA	35.130	48	Herrero y Asociados	2.974
14	ASCIO TECHNOLOGIES INC	34.933	49	SAFENAMES	2.725
15	TUCOWS	27.030	50	EPAG Domainservices	2.710
16	1API	23.465	51	SARENET	2.704
17	EURODNS S.A.	19.025	52	WORLD WIDE WEB IBERCOM	2.612
18	ABANSYS	18.523	53	COMVIVE SERVIDORES	2.584
19	HOSTINET	17.857	54	SERDATA	2.545
20	INTERNETX	16.586	55	DIGITAL VALUE	2.540
21	INTERDOMINIOS	15.034	56	NOM-IQ LTD.	2.297
22	REGISTRAR.EU	12.782	57	Nameshield	2.223
23	CSC Corporate Domains	10.521	58	Nemetic	2.170
24	DIRECTI	10.468	59	SERVEISWEB	2.141
25	Gandi	10.326	60	NETIM	2.026
26	WEBFUSION	9.067	61	ARRAKIS-BT	2.004
27	AXARNET	8.252	62	COMALIS	1.829
28	Entorno Digital	7.844	63	Impresiones Web	1.829
29	LOADING	7.710	64	Active 24	1.632
30	MarkMonitor	7.545	65	InterNetworX	1.498
31	Realtime Register B.V.	7.041	66	DOMENESHOP	1.408
32	Internet Names	6.297	67	PONS PATENTES Y MARCAS INT.	1.399
33	NAMECASE	4.791	68	CLARKE, MODET AND CO	1.394
34	INFORTELECOM HOSTING	4.561	69	ARGORED	1.333
35	Register.es	4.434	70	CORE ICR	1.268
71	AVANZAS	1.108			
72	NEUDOMAINS	1.014			
73	Elzaburu	964			
74	MESH DIGITAL LIMITED	947			
75	MailClub	874			
76	TUS MARCAS A UN CLICK	795			
77	Variomedia	730			
78	DOMAININFO	701			
79	SANE SYSTEMS	688			
80	J. ISERN PATENTES Y MARCAS	611			
81	NEXICA	569			
82	IP MIRROR	455			
83	NAMEWEB	440			
84	IDECNET	432			
85	DOMIHOST	425			
86	IS-FUN	365			
87	BBONLINE	337			
88	123domain.eu	310			
89	HISPAWEB	279			
90	EASYNET	214			
91	CPS-Datensysteme	198			
92	NETKIA	172			
93	INDOM	163			
94	TU DOMINIO	152			
95	Planetdomain	145			
96	CHIVALGES S.L.	133			
97	Documentdata	99			
98	PROFESIONALHOSTING	20			
99	SIOSI	1			
100	UNITED DOMAINS	0			
101	NAMEBAY SAM	0			
102	REGISTER.COM	0			

Source: Red.es