

Public Corporate Entity



red.es

".es" domain statistics

May 2013

June 2013

Index

1	Introduction	3
2	Domains	4
	This section summarises statistical data referring to the composition of domains in the national market, both the country code TLD for Spain (.es) and also other TLDs. 4	
2.1	Distribution of domains in Spain.....	4
2.2	The “.es” domain.....	5
2.2.1	Composition of the “.es” domain	5
2.2.2	Change over time of the “.es” domain	6
2.2.2.1	Historical Trend	6
2.2.2.2	Annual trend of active domains (last 12 months)	7
2.2.3	Registration and cancellation of domains.....	8
2.2.4	Geographical distribution	9
3	Accredited Registrars	10
3.1	Trend in the number of accredited registrar	10
3.2	List and domains per accredited registrar	11

Red.es			Version: 1.0
	Created by: Dominios.es	Date: June 2013	Page 2 de 12

1 INTRODUCTION

The purpose of this statistical data report for **May 2013**, is to inform society of the current situation of “.es” domains, providing important and useful information to help those taking current and future decisions.

The **.es** domains register fosters and promotes the use of the “.es” domain as a reference of the Spanish language on internet at an international level, with a potential market of more than 400 million Spanish speakers; it is a **quality** domain, **secure**, **easy to acquire and renew** and with the benefit of added value services such as an **out-of-court dispute resolution procedure**.

In drawing up this report, we have based our findings on information from:

- ✚ Webhosting.info, an organisation that recompiles statistical data on TLDs at country level.
- ✚ The Red.es database.

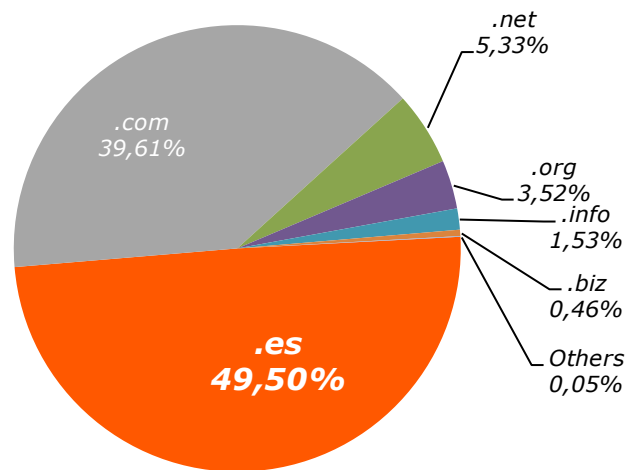
Red.es			Version: 1.0
	Created by: Dominios.es	Date: June 2013	Page 3 de 12

2 DOMAINS

This section summarises statistical data referring to the composition of domains in the national market, both the country code TLD for Spain (.es) and also other TLDs.

2.1 Distribution of domains in Spain

The figures show the total composition of domains in Spain, numbering over **3,354,341** domains. It shows that the “.es” domain is the most frequently used in Spain, clearly exceeding the “.com” domain.



Domains	Number of domains
.es	1.660.426
.com	1.328.559
.net	178.854
.org	117.998
.info	51.440
.biz	15.342
Others	1.722

Total 3.354.341

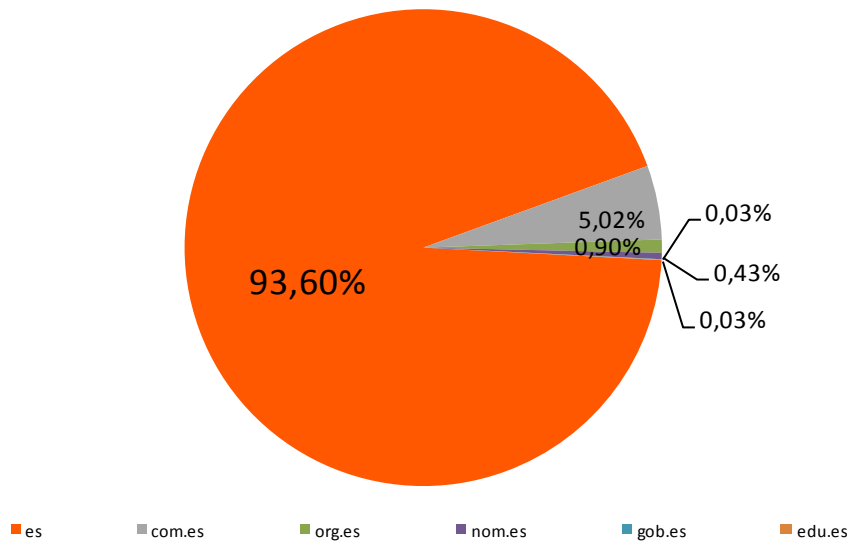
Source:
- Red.es
- WebHosting

Red.es			Version: 1.0
	Created by: Dominios.es	Date: June 2013	Page 4 de 12

2.2 The “.es” domain

This section focuses on the special features of the “.es” domain with respect to growth, composition, geographical localisation, etc.

2.2.1 Composition of the “.es” domain



Domains Composition	
TLD	Nr Of Domains
es	1.554.822
com.es	83.383
org.es	14.924
nom.es	7.088
gob.es	539
edu.es	428
Total	1.661.184 *

The total number of “.es” domains is different because of the date when the data were taken

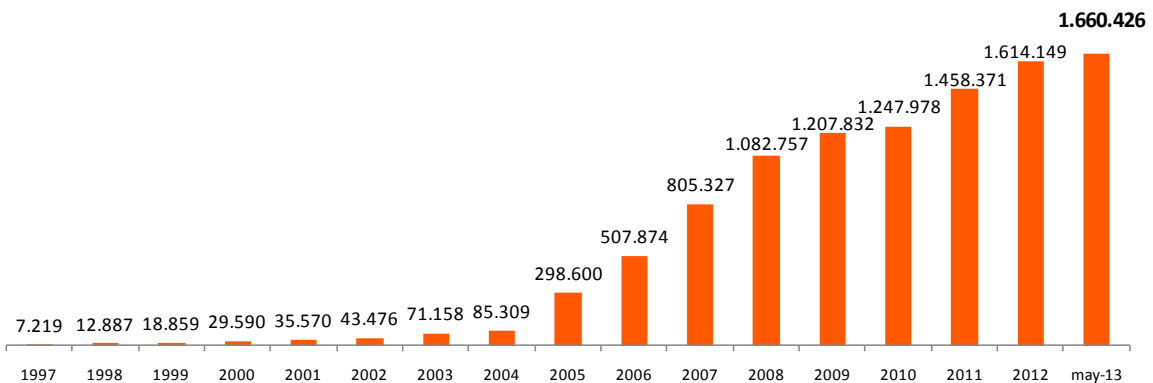
Source: Red.es

2.2.2 Change over time of the “.es” domain

The change over time of the “.es” domain is shown over the long and short terms, showing a clearly growing trend in the number of domains registered in recent years.

2.2.2.1 Historical Trend

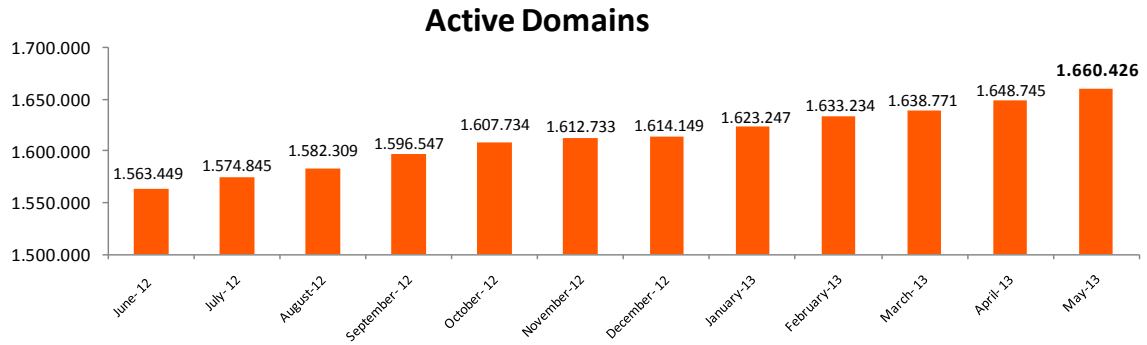
Active domains



Year	Active Domains
1997	7.219
1998	12.887
1999	18.859
2000	29.590
2001	35.570
2002	43.476
2003	71.158
2004	85.309
2005	298.600
2006	507.874
2007	805.327
2008	1.082.757
2009	1.207.832
2010	1.247.978
2011	1.458.371
2012	1.614.149
may-13	1.660.426

Source: Red.es

2.2.2.2 Annual trend of active domains (last 12 months)



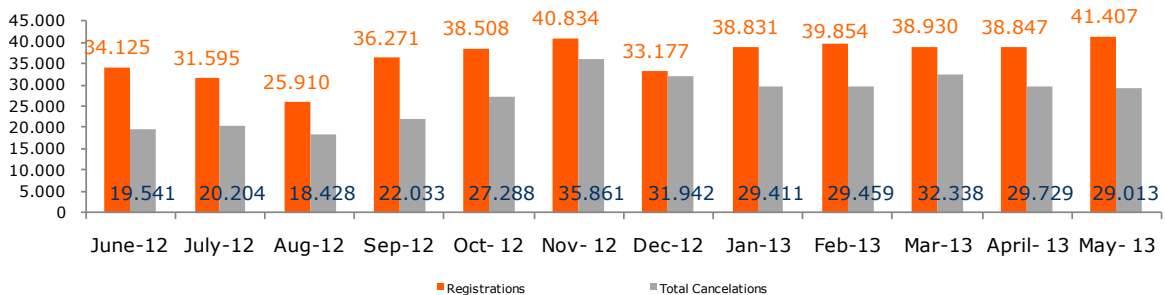
Month	Active Domains
June- 12	1.563.449
July- 12	1.574.845
August- 12	1.582.309
September- 12	1.596.547
October- 12	1.607.734
November-12	1.612.733
December- 12	1.614.149
January-13	1.623.247
February-13	1.633.234
March- 13	1.638.771
April- 13	1.648.745
May-13	1.660.426

Source: Red.es

2.2.3 Registration and cancellation of domains

Cancellation of domains includes cancellation properly speaking plus non-renewal of domains.

The trend shows moderate growth over the last year.



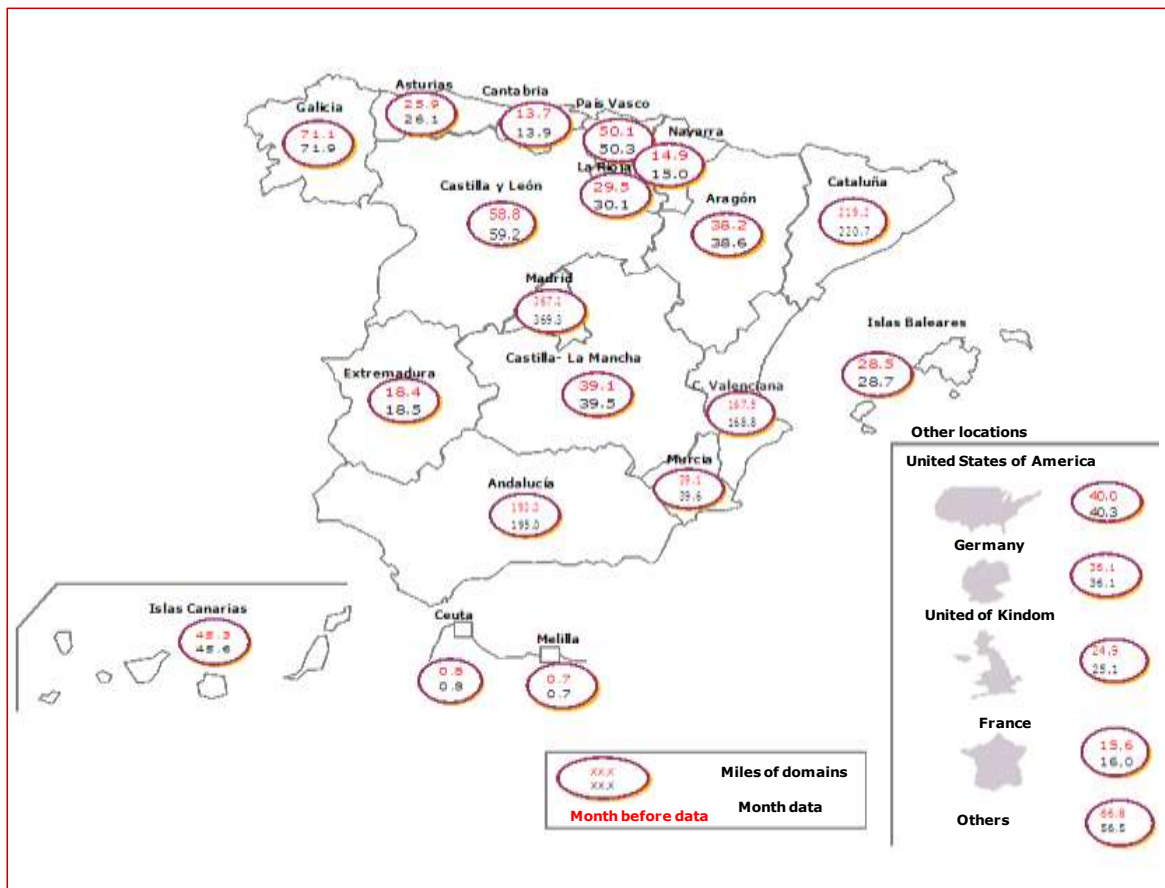
Month	Registrations	Total Cancellations	Cancellations	No renewal
June-12	34.125	19.541	750	18.791
July-12	31.595	20.204	729	19.475
Aug-12	25.910	18.428	431	17.997
Sep-12	36.271	22.033	356	21.677
Oct-12	38.508	27.288	309	26.979
Nov-12	40.834	35.861	363	35.498
Dec-12	33.177	31.942	353	31.589
Jan-13	38.831	29.411	336	29.075
Feb-13	39.854	29.459	424	29.035
Mar-13	38.930	32.338	473	31.865
April-13	38.847	29.729	525	29.204
May-13	41.407	29.013	309	28.704
		Total cancelations = cancelations + No renewal		

Source: Red.es

2.2.4 Geographical distribution

The following map shows the number of active domains by Autonomous Region and by country for countries with significant domain registrations. The data are comparative with respect to the previous month.

The Community of Madrid and Catalonia show the highest concentrations of active domains because population numbers and economic development of these regions are key for domain acquisition.

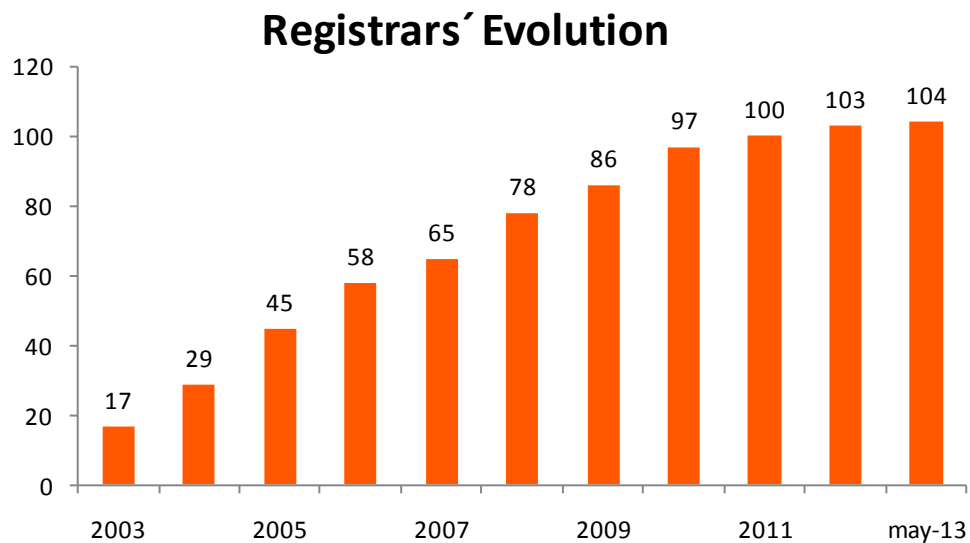


Source: Red.es

3 ACCREDITED REGISTRARS

3.1 Trend in the number of accredited registrar

As with the trend in domains, the number of accredited registrars has also grown significantly, mainly due to the increased domestic demand for “.es” domains.



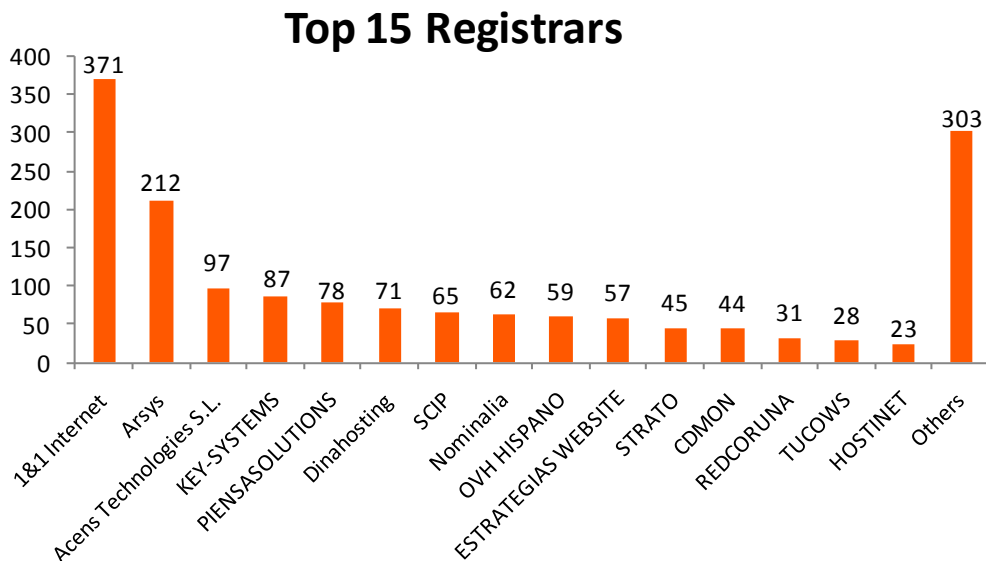
Year	Nr Registrars	Nr of registrars active
2003	17	17
2004	12	29
2005	16	45
2006	13	58
2007	7	65
2008	13	78
2009	8	86
2010	11	97
2011	3	100
2012	3	103
may-13	1	104

Source: Red.es

3.2 List and domains per accredited registrar

Classification of accredited registrars by number of domains. The figure only shows the 15 registrars with the highest number of domains. The remainders are grouped into the same category ("others").

The figure shows there is a clear concentration in the sector.



Data in thousands of domains

Registrars	Domains
1&1 Internet	370.722
Arsys	211.758
Acens Technologies S.L.	96.627
KEY-SYSTEMS	86.661
PIENSASOLUTIONS	78.418
Dinahosting	71.215
SCIP	65.272
Nominalia	61.625
OVH HISPANO	59.184
ESTRATEGIAS WEBSITE	57.351
STRATO	44.982
CDMON	43.715
REDCORUNA	31.219
TUCOWS	27.783
HOSTINET	22.515
Others	302.938

Source: Red.es

An individual breakdown by accredited registrar and by number of domains is shown below:

List of Registrars					
Registrar	Total domains	Registrar	Total domains	Registrar	Total domains
1 1&1 Internet	370.722	36 UBILIBET	4.010	71 TMLCLICK	859
2 Arsys	211.758	37 NERION	3.982	72 MailClub	783
3 Acens Technologies S.L.	96.627	38 LOADING	3.963	73 MESH DIGITAL LIMITED	756
4 KEY-SYSTEMS	86.661	39 Instra Corporation	3.553	74 Variomedia	743
5 PIENSASOLUTIONS	78.418	40 CENTRORED	3.424	75 SANE SYSTEMS	698
6 Dinahosting	71.215	41 DIGIVAL	3.306	76 DOMAININFO	684
7 SCIP	65.272	42 Impresiones Web	3.299	77 NEXICA	638
8 Nominalia	61.625	43 ConfigBox	3.238	78 J. ISERN PATENTES Y MARCAS	628
9 OVH HISPANO	59.184	44 Herrero y Asociados	3.173	79 IDECNET	461
10 ESTRATEGIAS WEBSITE	57.351	45 Marcaria.com	3.060	80 DOMIHOST	446
11 STRATO	44.982	46 SARENET	2.776	81 NAMEWEB	423
12 CDMON	43.715	47 WORLD WIDE WEB IBERCOM	2.679	82 IGARCOM INTERNET S.L.	406
13 REDCORUNA	31.219	48 EPAG Domainservices	2.649	83 IS-FUN	341
14 TUCOWS	27.783	49 DIGITAL VALUE	2.586	84 BBOONLINE	337
15 HOSTINET	22.515	50 SERVEISWEB	2.574	85 EASYNET	323
16 ASCIO TECHNOLOGIES INC	22.286	51 INFORTELECOM HOSTING	2.564	86 IP MIRROR	318
17 EURODNS S.A.	21.454	52 COMVIVE SERVIDORES	2.438	87 123domain.eu	315
18 ABANSYS	20.021	53 SERDATA	2.412	88 Planetdomain	310
19 IAPI	15.185	54 SAFENAMES	2.394	89 HISPWEB	277
20 INTERNETX	14.852	55 Nematic	2.320	90 INDOM	223
21 INTERDOMINIOS	14.818	56 ARRAKIS-BT	2.310	91 TU DOMINIO	162
22 DIRECTI	10.615	57 NETIM	1.896	92 Documentdata	147
23 CSC Corporate Domains	9.520	58 COMALIS	1.759	93 CHIVALGES S.L.	127
24 Gandi	8.984	59 Active 24	1.529	94 CPS-Datensysteme	111
25 Internet Names	8.613	60 PONS PATENTES Y MARCAS INT	1.443	95 RECOL	111
26 WEBFUSION	8.427	61 ARGORED	1.437	96 NETKIA	109
27 Entorno Digital	8.236	62 NOM-IQ LTD.	1.402	97 Domain Protect	77
28 NEODIGIT	8.055	63 CLARKE, MODET AND CO	1.368	98 NAMECASE	40
29 MarkMonitor	7.068	64 InterNetworX	1.318	99 SIOSI	21
30 AXARNET	6.942	65 Nameshield	1.267	100 DOMAINCLUB	13
31 REGISTRAR.EU	6.832	66 CORE ICR	1.241	101 NAME.COM	0
32 Realtime Register B.V.	5.422	67 NAMEBAY SAM	1.090	102 Register.com	0
33 Register.es	4.655	68 Elizaburu	1.080	103 United Domains	0
34 HOSPEDAJE Y DOMINIOS	4.387	69 AVANZAS	958	104 Domestika	0
35 WEIS CONSULTING	4.303	70 DOMENESHOP	878		

Source: Red.es