

Public Corporate Entity



red.es

“.es” domain statistics **March 2014**

April 2014

Index

1	Introduction	3
2	Domains	4
	This section summarises statistical data referring to the composition of domains in the national market, both the country code TLD for Spain (.es) and also other TLDs. 4	
2.1	Distribution of domains in Spain	4
2.2	The “.es” domain	5
2.2.1	Composition of the “.es” domain	5
2.2.2	Change over time of the “.es” domain	6
2.2.2.1	Historical Trend	6
2.2.2.2	Annual trend of active domains (last 12 months)	7
2.2.3	Registration and cancellation of domains	8
2.2.4	Geographical distribution	9
3	Accredited Registrars	10
3.1	Trend in the number of accredited registrar	10
3.2	List and domains per accredited registrar	11

1 INTRODUCTION

The purpose of this statistical data report for **March 2014** is to inform society of the current situation of “.es” domains, providing important and useful information to help those taking current and future decisions.

The **.es** domains register fosters and promotes the use of the “.es” domain as a reference of the Spanish language on internet at an international level, with a potential market of more than 400 million Spanish speakers; it is a **quality** domain, **secure**, **easy to acquire and renew** and with the benefit of added value services such as an **out-of-court dispute resolution procedure**.

In drawing up this report, we have based our findings on information from:

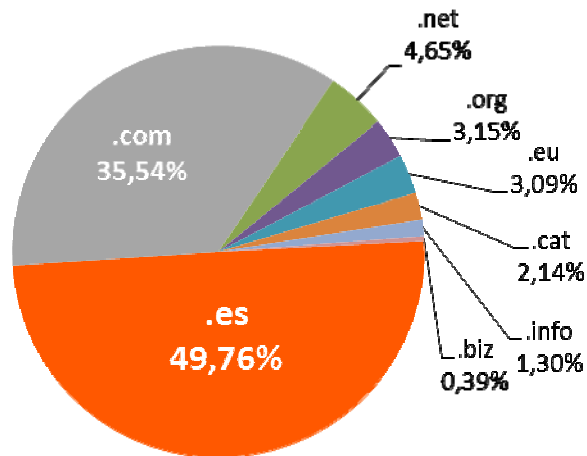
- Webhosting.info, an organization that recompiles statistical data on TLDs at country level.
- Eurid.eu, the registry that manages the .eu country code top-level domain.
- Fundació puntCAT, the registry that manages the .cat domain.
- The Red.es database.

2 DOMAINS

This section summarises statistical data referring to the composition of domains in the national market, both the country code TLD for Spain (.es) and also other TLDs.

2.1 Distribution of domains in Spain

The figures show the total composition of domains in Spain, numbering over **3,457,732** domains. It shows that the “.es” domain is the most frequently used in Spain, clearly exceeding the “.com” domain.



Domains	Number of domains
.es	1,720,552
.com	1,228,780
.net	160,665
.org	108,747
.eu	106,805
.cat	73,858
.info	44,964
.biz	13,361
Total	3,457,732

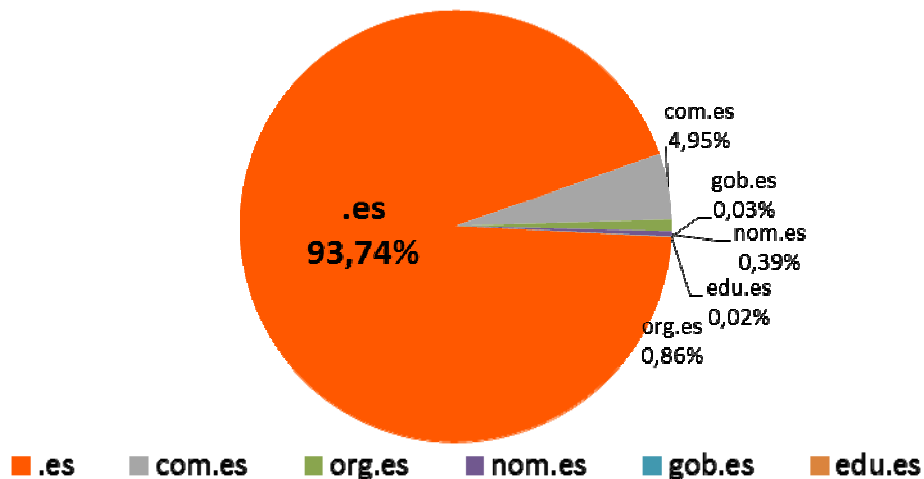
Source:

- Red.es
- Eurid.eu
- Fundació puntCAT
- WebHosting

2.2 The “.es” domain

This section focuses on the special features of the “.es” domain with respect to growth, composition, geographical localization, etc.

2.2.1 Composition of the “.es” domain



Domains Composition	
TLD	Nr of Domains
es	1,612,825
com.es	85,141
org.es	14,854
nom.es	6,673
gob.es	557
edu.es	423
Total	1,720,473 *

* The total number of domains is different because of the date when the data were taken

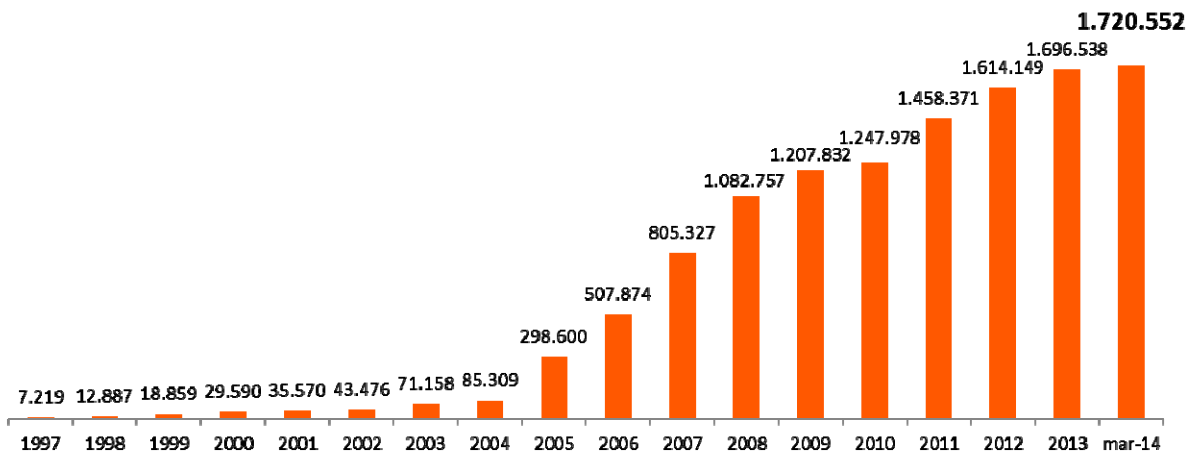
Source: Red.es

2.2.2 Change over time of the “.es” domain

The change over time of the “.es” domain is shown over the long and short terms, showing a clearly growing trend in the number of domains registered in recent years.

2.2.2.1 Historical Trend

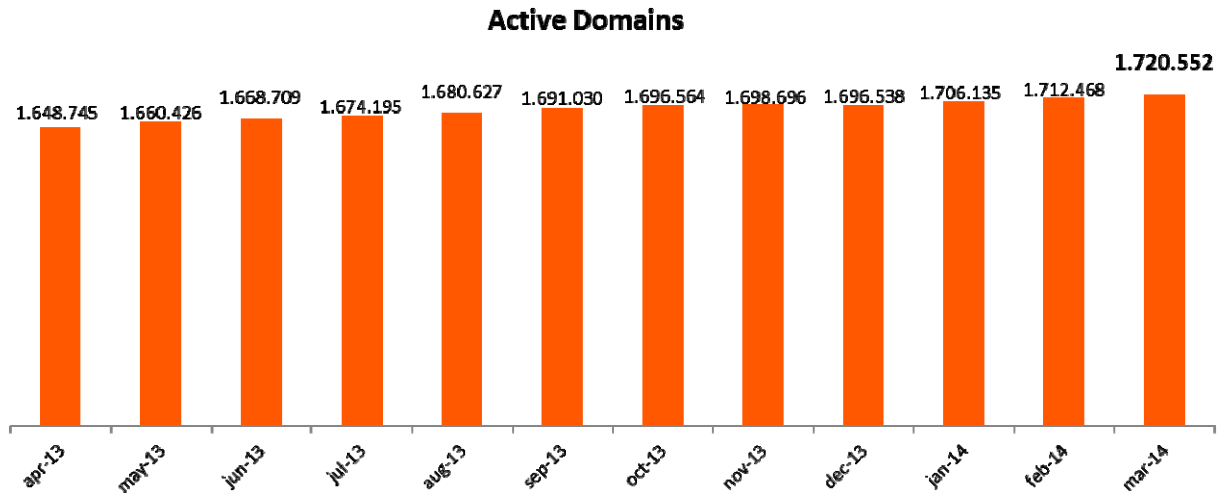
Active domains



Year	Active Domains
1997	7,219
1998	12,887
1999	18,859
2000	29,590
2001	35,570
2002	43,476
2003	71,158
2004	85,309
2005	298,600
2006	507,874
2007	805,327
2008	1,082,757
2009	1,207,832
2010	1,247,978
2011	1,458,371
2012	1,614,149
2013	1,696,538
mar-14	1,720,552

Source: Red.es

2.2.2.2 Annual trend of active domains (last 12 months)



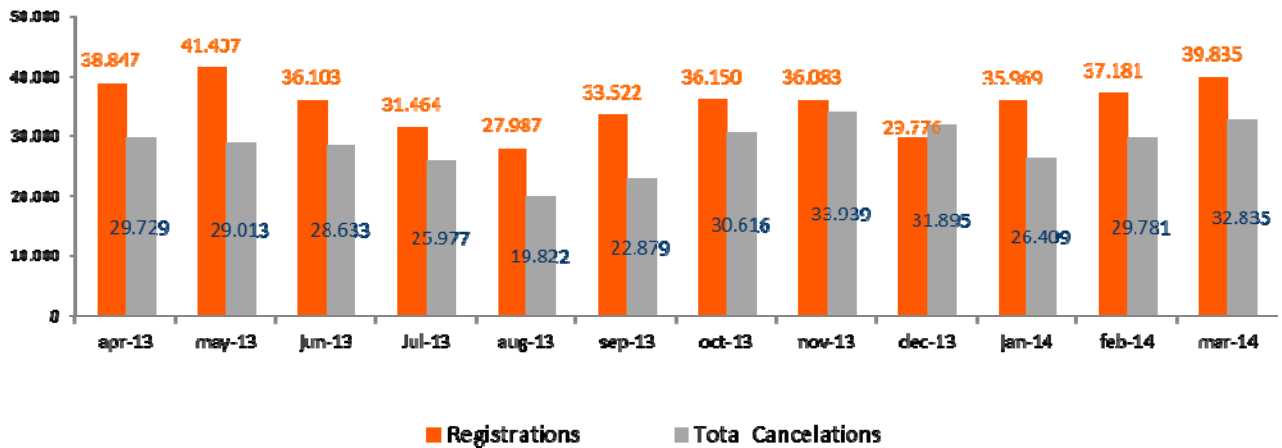
Month	Active Domains
apr-13	1,648,745
may-13	1,660,426
jun-13	1,668,709
jul-13	1,674,195
aug-13	1,680,627
sep-13	1,691,030
oct-13	1,696,564
nov-13	1,698,696
dec-13	1,696,538
jan-14	1,706,135
feb-14	1,712,468
mar-14	1,720,552

Source: Red.es

2.2.3 Registration and cancellation of domains

Cancellation of domains includes cancellation properly speaking plus non-renewal of domains.

The trend shows moderate growth over the last year.



Month	Registrations	Total Cancellations	Cancellations	No renewal
apr-13	38,847	29,729	525	29,204
may-13	41,407	29,013	309	28,704
jun-13	36,103	28,633	328	28,305
Jul-13	31,464	25,977	335	25,642
aug-13	27,987	19,822	302	19,520
sep-13	33,522	22,879	277	22,602
oct-13	36,150	30,616	389	30,227
nov-13	36,083	33,939	362	33,577
dec-13	29,776	31,895	488	31,407
jan-14	35,969	26,409	431	25,978
feb-14	37,181	29,781	382	29,399
mar-14	39,835	32,835	431	32,404

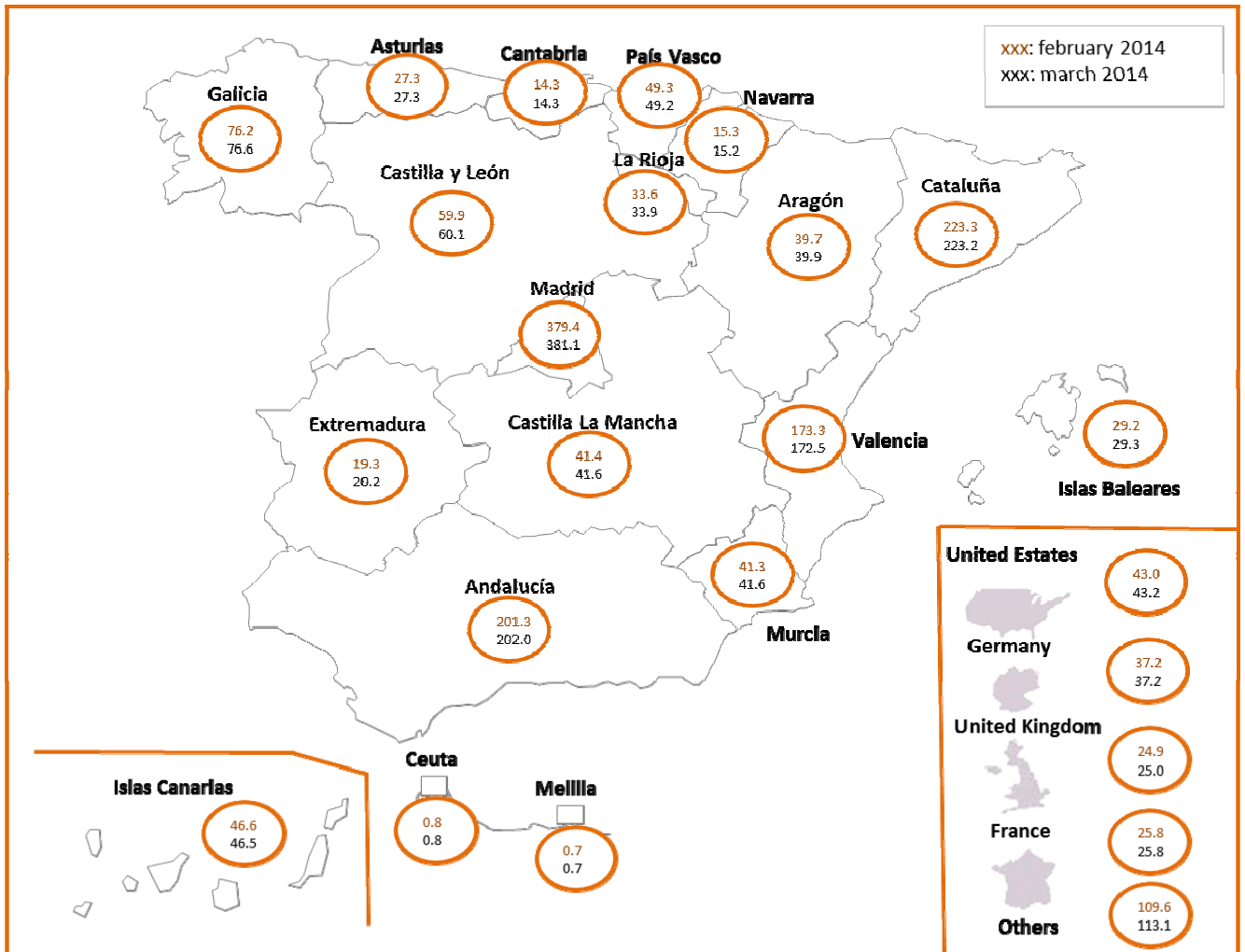
Total cancellations = cancellations + No renewal

Source: Red.es

2.2.4 Geographical distribution

The following map shows the number of active domains by Autonomous Region and by country for countries with significant domain registrations. The data are comparative with respect to the previous month.

The Community of Madrid and Catalonia show the highest concentrations of active domains because population numbers and economic development of these regions are key for domain acquisition.

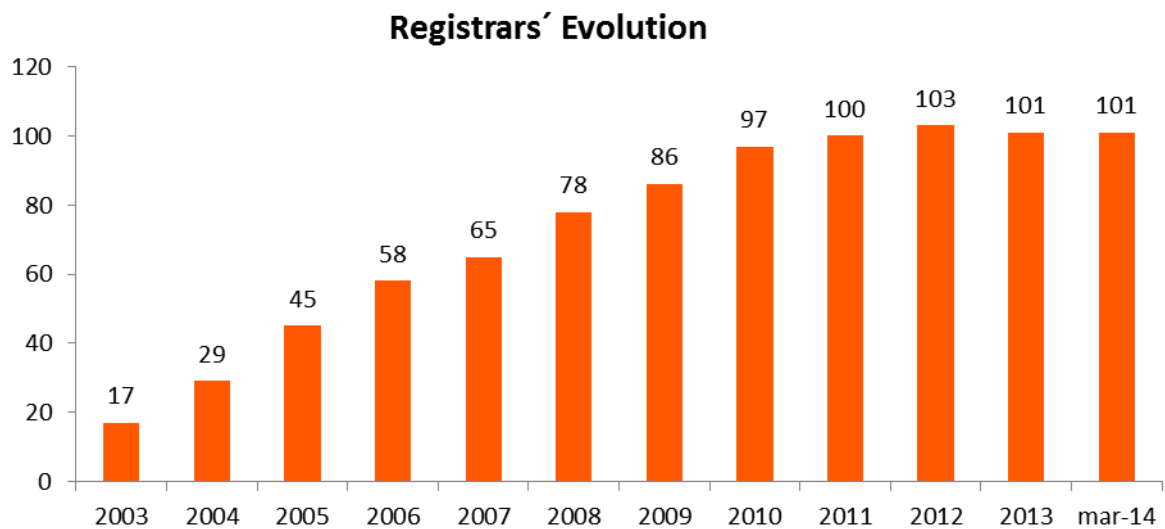


Source: Red.es

3 ACCREDITED REGISTRARS

3.1 Trend in the number of accredited registrar

As with the trend in domains, the number of accredited registrars has also grown significantly, mainly due to the increased domestic demand for “.es” domains.



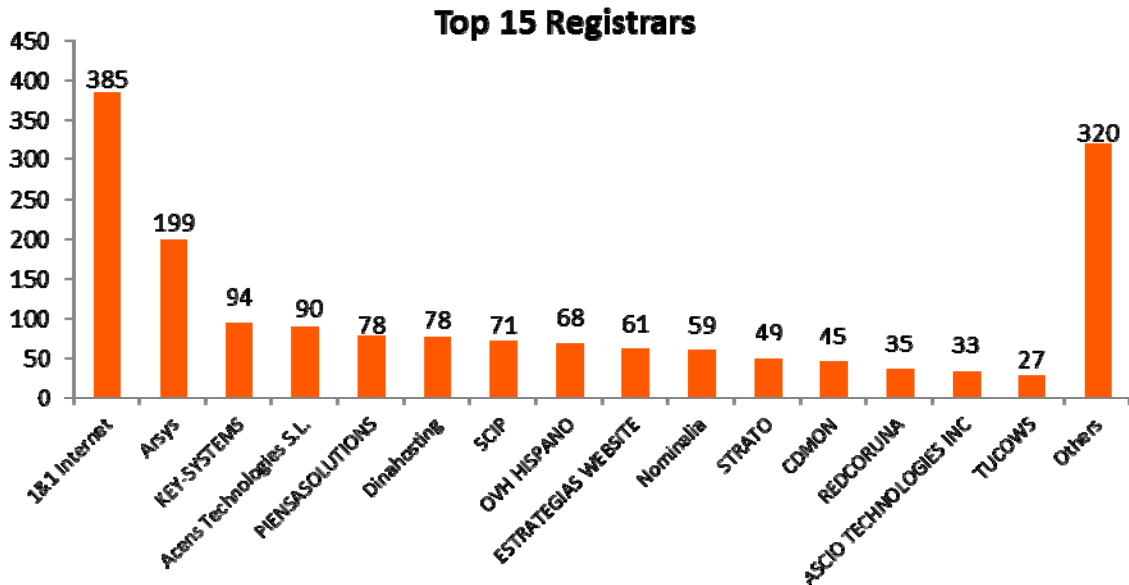
Year	Nr Registrars	Nr of registrars active
2003	17	17
2004	12	29
2005	16	45
2006	13	58
2007	7	65
2008	13	78
2009	8	86
2010	11	97
2011	3	100
2012	3	103
2013	-2	101
mar-14	0	101

Source: Red.es

3.2 List and domains per accredited registrar

Classification of accredited registrars by number of domains. The figure only shows the 15 registrars with the highest number of domains. The remainders are grouped into the same category ("others").

The figure shows there is a clear concentration in the sector.



Data in thousands of domains

Registrars	Domains
1&1 Internet	384,793
Arsys	198,878
KEY-SYSTEMS	94,427
Acens Technologies S.L.	90,139
PIENSASOLUTIONS	78,263
Dinahosting	77,744
SCIP	70,731
OVH HISPANO	68,148
ESTRATEGIAS WEBSITE	61,432
Nominalia	58,994
STRATO	48,869
CDMON	45,347
REDCORUNA	35,445
ASCIO TECHNOLOGIES INC	33,086
TUCOWS	27,231
Others	319,988

Source: Red.es

An individual breakdown by accredited registrar and by number of domains is shown below:

List of Registrars					
Registrar	Total domains	Registrar	Total domains	Registrar	Total domains
1 1&1 Internet	384.793	36 NERION	4.100	71 AVANZAS	1.068
2 Arsys	198.878	37 Instra Corporation	3.740	72 Elzaburu	963
3 KEY-SYSTEMS	94.427	38 UBILIBET	3.636	73 MESH DIGITAL LIMITED	946
4 Acens Technologies S.L.	90.139	39 NAMECASE	3.519	74 MailClub	828
5 PIENSASOLUTIONS	78.263	40 ConfigBox	3.459	75 TUS MARCAS A UN CLICK	803
6 Dinahosting	77.744	41 DOMAINCLUB	3.453	76 Variomedia	726
7 SCIP	70.731	42 Marcaria.com	3.396	77 DOMAININFO	697
8 OVH HISPANO	68.148	43 WEIS CONSULTING	3.307	78 SANE SYSTEMS	688
9 ESTRATEGIAS WEBSITE	61.432	44 CENTRORED	3.194	79 J. ISERN PATENTES Y MARCAS	602
10 Nominalia	58.994	45 DIGIVAL	3.099	80 NEXICA	584
11 STRATO	48.869	46 Herrero y Asociados	3.014	81 IP MIRROR	442
12 CDMON	45.347	47 SARENET	2.701	82 IDECNET	441
13 REDCORUNA	35.445	48 SAFENAMES	2.699	83 DOMIHOST	438
14 ASCIO TECHNOLOGIES INC	33.086	49 INFORTELECOM HOSTING	2.638	84 NAMEWEB	431
15 TUCOWS	27.231	50 EPAG Domainservices	2.632	85 IS-FUN	364
16 1API	22.151	51 WORLD WIDE WEB IBERCOM	2.614	86 BBONLINE	337
17 EURODNS S.A.	19.518	52 COMVIVE SERVIDORES	2.552	87 123domain.eu	315
18 ABANSYS	18.723	53 SERDATA	2.539	88 EASYNET	276
19 HOSTINET	18.242	54 DIGITAL VALUE	2.509	89 HISPWEB	272
20 INTERNETX	16.567	55 Nameshield	2.287	90 CPS-Datensysteme	201
21 INTERDOMINIOS	14.967	56 NOM-IQ LTD.	2.229	91 NETKIA	165
22 REGISTRAR.EU	11.572	57 Nematic	2.175	92 INDOM	163
23 DIRECTI	11.321	58 SERVEISWEB	2.159	93 Planetdomain	162
24 CSC Corporate Domains	10.462	59 ARRAKIS-BT	2.072	94 TU DOMINIO	158
25 Gandi	10.284	60 NETIM	2.028	95 CHIVALGES S.L.	131
26 WEBFUSION	9.199	61 Impresiones Web	1.853	96 Documentdata	99
27 AXARNET	8.080	62 COMALIS	1.812	97 SIOSI	1
28 Entorno Digital	7.916	63 Active 24	1.604	98 NAMEBAY SAM	0
29 MarkMonitor	7.566	64 PDR LTD	1.572	99 REGISTER.COM	0
30 Internet Names	7.364	65 InterNetworX	1.504	100 UNITED DOMAINS	0
31 LOADING	7.201	66 PONS PATENTES Y MARCAS INT.	1.381	101 NEUDOMAINS	0
32 Realtime Register B.V.	7.013	67 CLARKE, MODET AND CO	1.346		
33 Register.es	4.415	68 DOMENESHOP	1.342		
34 HOSPEDAJE Y DOMINIOS	4.208	69 ARGORED	1.330		
35 NEODIGIT	4.148	70 CORE ICR	1.275		

Source: Red.es