

Public Corporate Entity



red.es

“.es” domain statistics **January 2015**

February 2015

Index

1	Introduction	3
2	Domains	4
	This section summarises statistical data referring to the composition of domains in the national market, both the country code TLD for Spain (.es) and also other TLDs. 4	
2.1	Distribution of domains in Spain	4
2.2	The “.es” domain.....	5
2.2.1	Composition of the “.es” domain.....	5
2.2.2	Change over time of the “.es” domain.....	6
2.2.2.1	Historical Trend	6
2.2.2.2	Annual trend of active domains (last 12 months).....	7
2.2.3	Registration and cancellation of domains.....	8
2.2.4	Geographical distribution.....	9
3	Accredited Registrars	10
3.1	Trend in the number of accredited registrar.....	10
3.2	List and domains per accredited registrar.....	11

1 INTRODUCTION

The purpose of this statistical data report for **January 2015** is to inform society of the current situation of “.es” domains, providing important and useful information to help those taking current and future decisions.

The **.es** domains register fosters and promotes the use of the “.es” domain as a reference of the Spanish language on internet at an international level, with a potential market of more than 470 million Spanish speakers; it is a **quality** domain, **secure**, **easy to acquire and renew** and with the benefit of added value services such as an **out-of-court dispute resolution procedure**.

In drawing up this report, we have based our findings on information from:

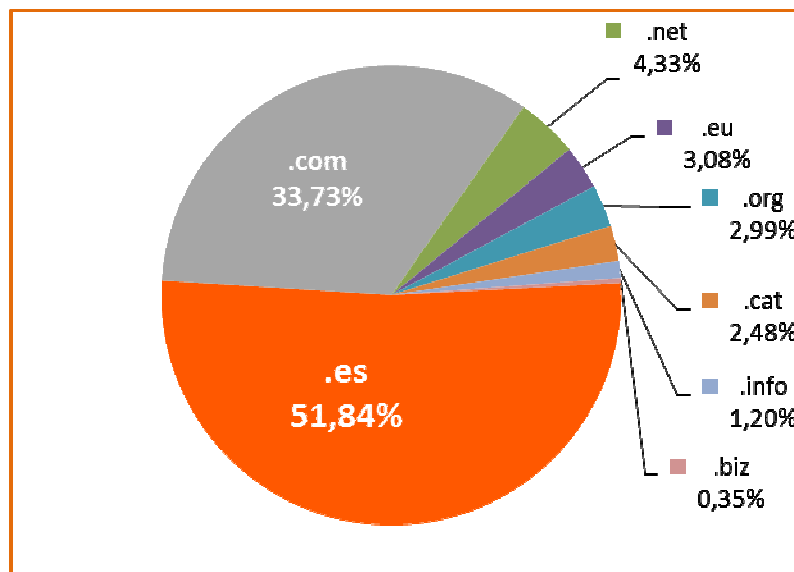
- Webhosting.info, an organization that recompiles statistical data on TLDs at country level.
- Eurid.eu, the registry that manages the .eu country code top-level domain.
- Council of European National Top Level Domain Registries (CENTR).
- The Red.es database.

2 DOMAINS

This section summarises statistical data referring to the composition of domains in the national market, both the country code TLD for Spain (.es) and also other TLDs.

2.1 Distribution of domains in Spain

The figures show the total composition of domains in Spain, numbering over **3,399,360** domains. It shows that the “.es” domain is the most frequently used in Spain, clearly exceeding the “.com” domain.



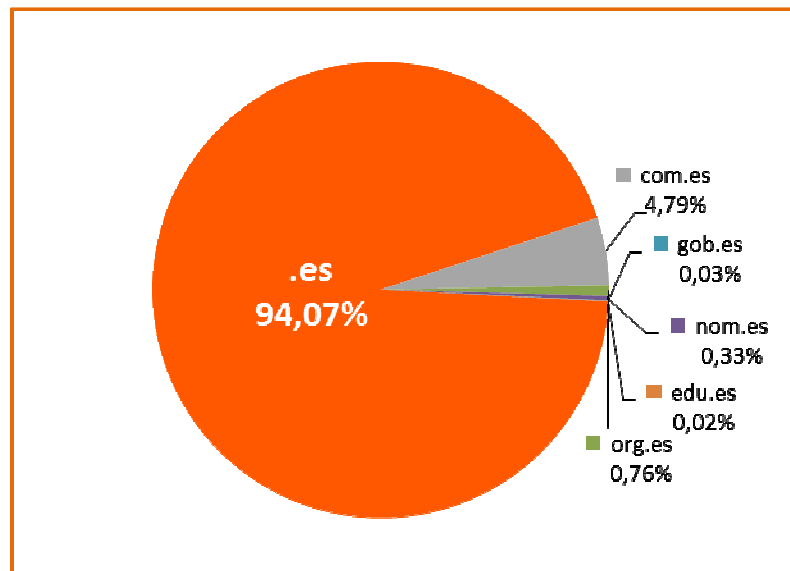
Domains	Number of domains
.es	1,762,237
.com	1,146,577
.net	147,231
.org	104,756
.eu	101,636
.cat	84,293
.info	40,822
.biz	11,808
Total	3,399,360

Source:
-Red.es
-Eurid.eu
- CENTR
- WebHosting

2.2 The “.es” domain

This section focuses on the special features of the “.es” domain with respect to growth, composition, geographical localization, etc.

2.2.1 Composition of the “.es” domain



Domains Composition .es	
TLD	Nr of Domains
es	1,658,681
com.es	84,439
org.es	13,411
nom.es	5,770
gov.es	574
edu.es	433
Total	1,763,308 *

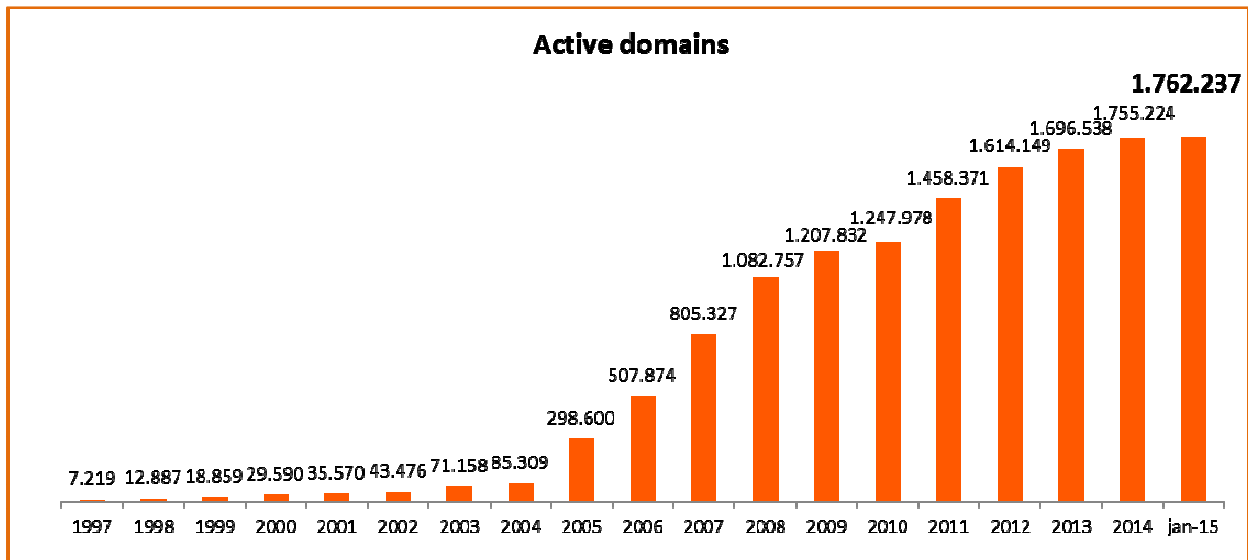
* The total number of domains is different because of the date when the data were taken

Source: Red.es

2.2.2 Change over time of the “.es” domain

The change over time of the “.es” domain is shown over the long and short terms, showing a clearly growing trend in the number of domains registered in recent years.

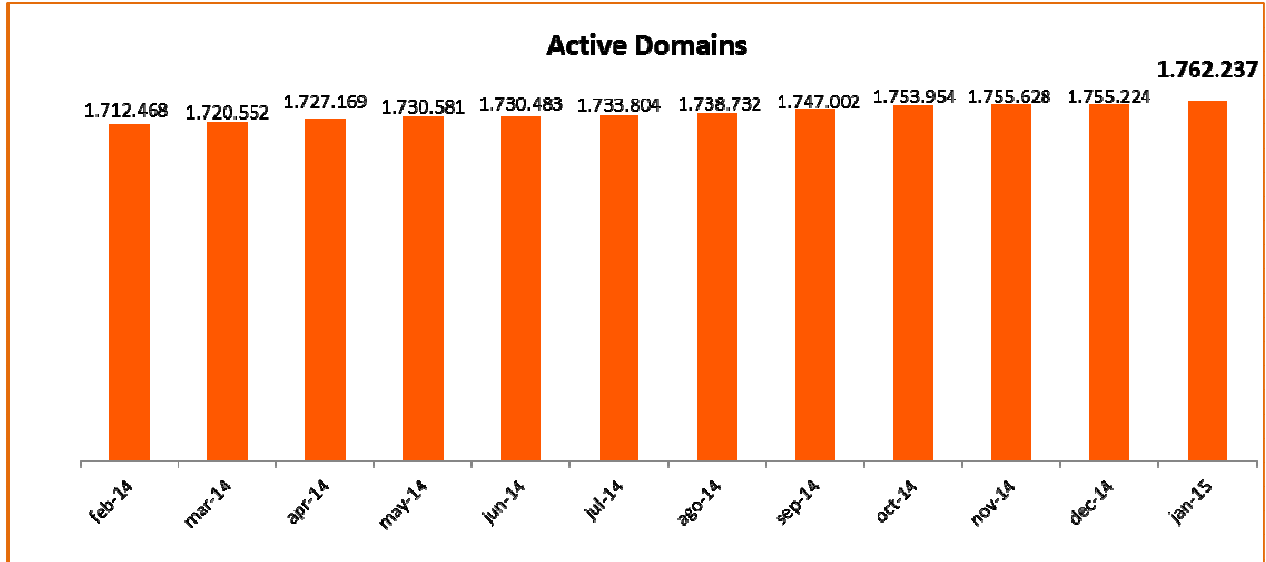
2.2.2.1 Historical Trend



Year	Active Domains
1997	7,219
1998	12,887
1999	18,859
2000	29,590
2001	35,570
2002	43,476
2003	71,158
2004	85,309
2005	298,600
2006	507,874
2007	805,327
2008	1,082,757
2009	1,207,832
2010	1,247,978
2011	1,458,371
2012	1,614,149
2013	1,696,538
2014	1,755,224
jan-15	1,762,237

Source: Red.es

2.2.2.2 Annual trend of active domains (last 12 months)



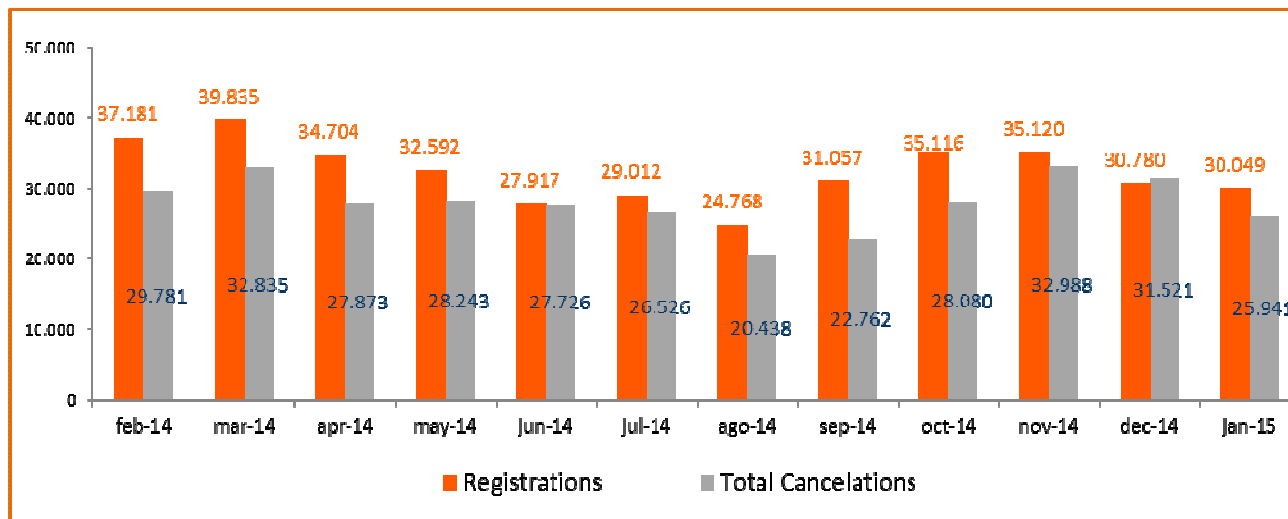
Month	Active Domains
feb-14	1,712,468
mar-14	1,720,552
apr-14	1,727,169
may-14	1,730,581
jun-14	1,730,483
jul-14	1,733,804
ago-14	1,738,732
sep-14	1,747,002
oct-14	1,753,954
nov-14	1,755,628
dec-14	1,755,224
jan-15	1,762,237

Source: Red.es

2.2.3 Registration and cancellation of domains

Cancellation of domains includes cancellation properly speaking plus non-renewal of domains.

The trend shows moderate growth over the last year.



Month	Registrations	Total Cancellations	Cancellations	No renewal
feb-14	37,181	29,781	382	29,399
mar-14	39,835	32,835	431	32,404
apr-14	34,704	27,873	405	27,468
may-14	32,592	28,243	454	27,789
jun-14	27,917	27,726	540	27,186
jul-14	29,012	26,526	578	25,948
ago-14	24,768	20,438	412	20,026
sep-14	31,057	22,762	430	22,332
oct-14	35,116	28,080	644	27,436
nov-14	35,120	32,988	582	32,406
dec-14	30,780	31,521	608	30,913
jan-15	30,049	25,941	614	25,327

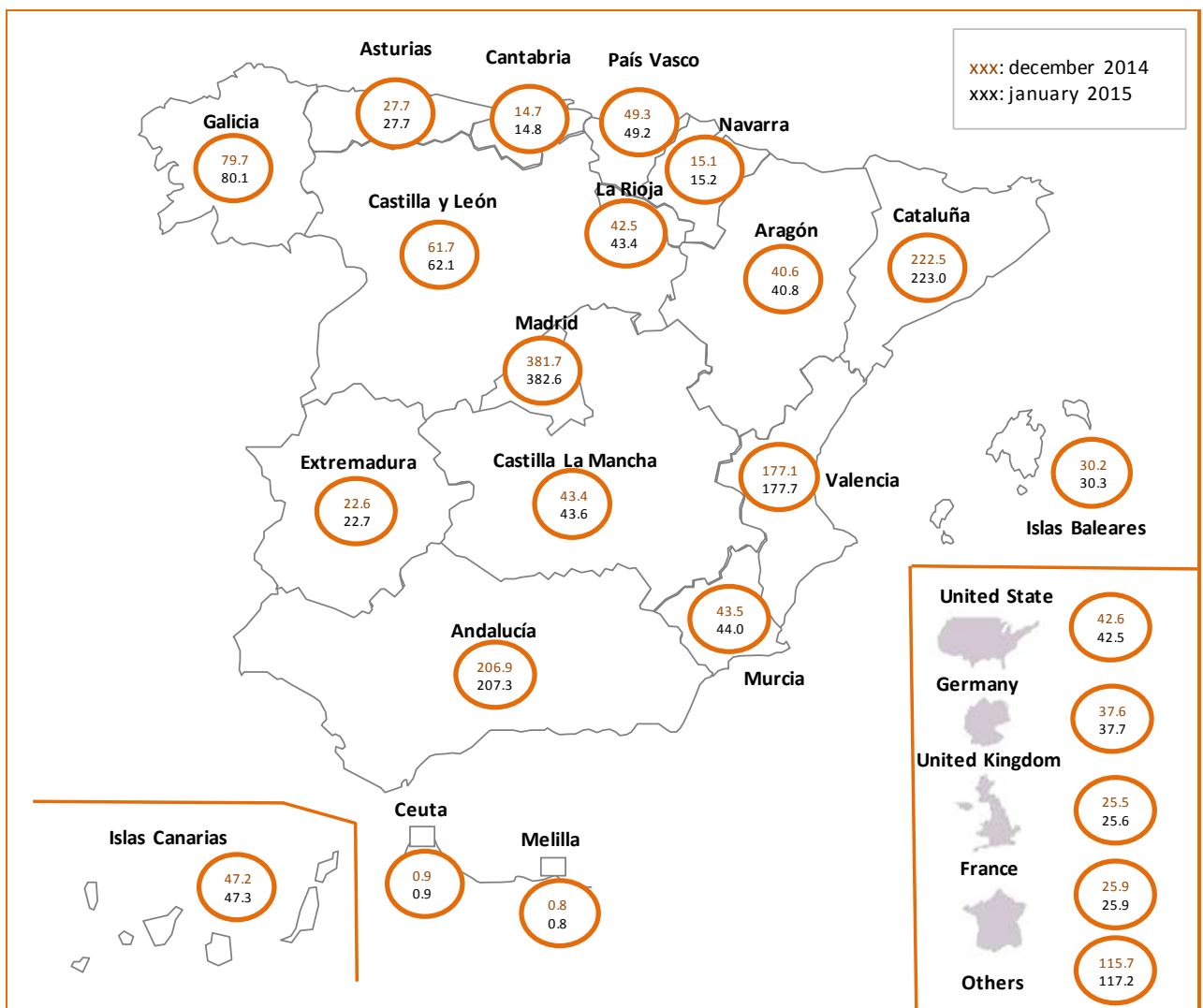
Total cancellations = cancellations + No renewal

Source: Red.es

2.2.4 Geographical distribution

The following map shows the number of active domains by Autonomous Region and by country for countries with significant domain registrations. The data are comparative with respect to the previous month.

The Community of Madrid and Catalonia show the highest concentrations of active domains because population numbers and economic development of these regions are key for domain acquisition.

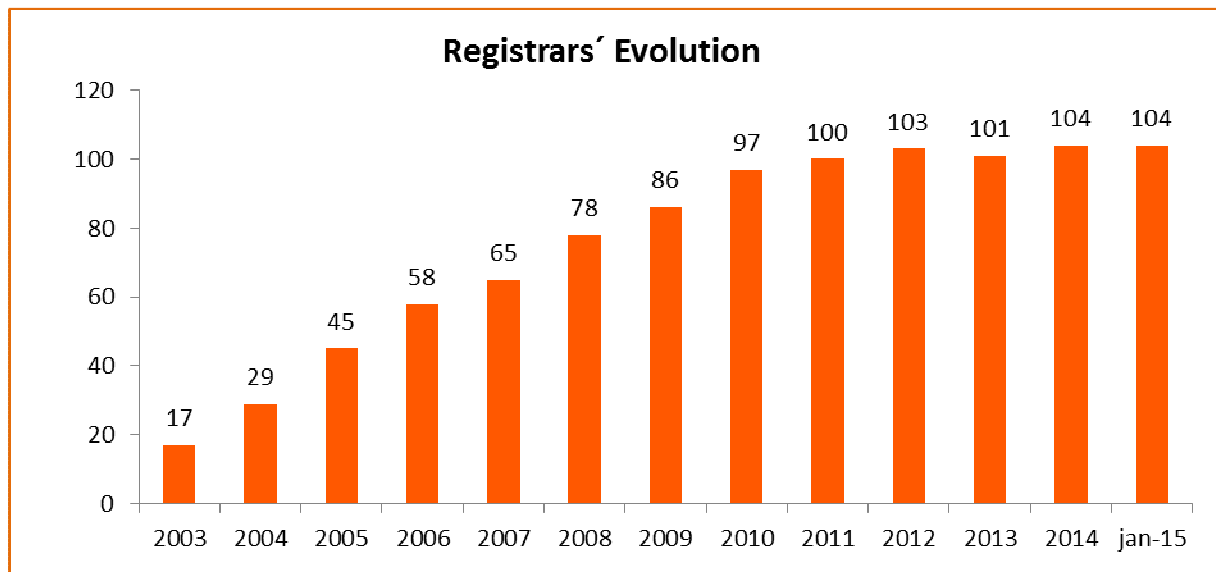


Source: Red.es

3 ACCREDITED REGISTRARS

3.1 Trend in the number of accredited registrar

As with the trend in domains, the number of accredited registrars has also grown significantly, mainly due to the increased domestic demand for “.es” domains.



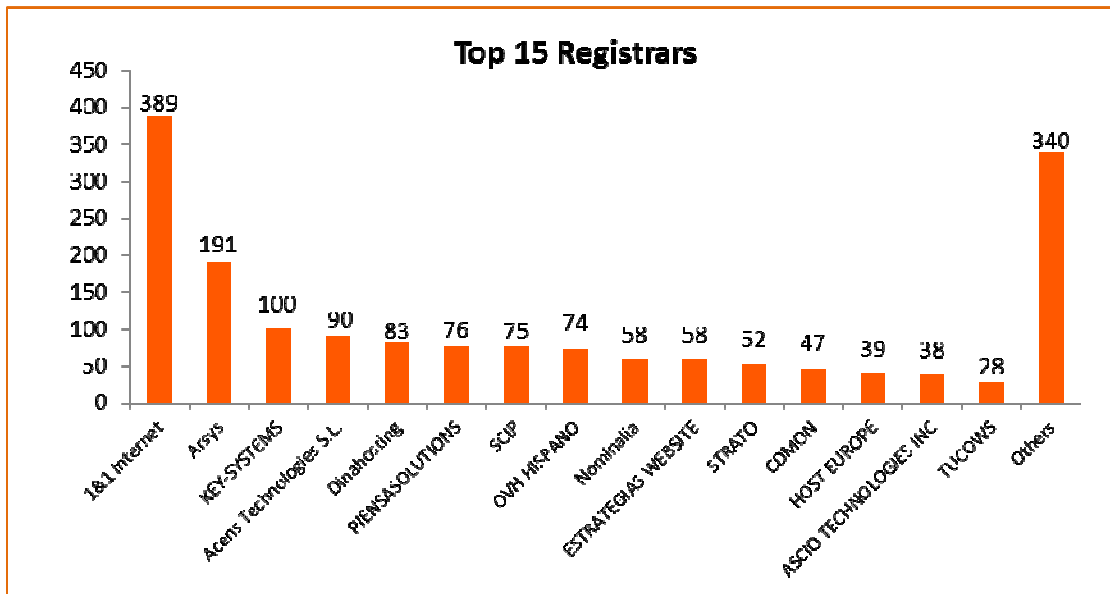
Year	Nr Registrars	Nr of registrars active
2003	17	17
2004	12	29
2005	16	45
2006	13	58
2007	7	65
2008	13	78
2009	8	86
2010	11	97
2011	3	100
2012	3	103
2013	-2	101
2014	3	104
jan-15	0	104

Source: Red.es

3.2 List and domains per accredited registrar

Classification of accredited registrars by number of domains. The figure only shows the 15 registrars with the highest number of domains. The remainders are grouped into the same category ("others").

The figure shows there is a clear concentration in the sector.



Data in thousands of domains

Registrars	Domains
1&1 Internet	388,719
Arsys	191,038
KEY-SYSTEMS	99,928
Acens Technologies S.L.	90,295
Dinahosting	82,525
PIENSASOLUTIONS	75,756
SCIP	75,486
OVH HISPANO	73,700
Nominalia	58,238
ESTRATEGIAS WEBSITE	58,131
STRATO	51,777
CDMON	46,662
HOST EUROPE	39,294
ASCIO TECHNOLOGIES INC	38,083
TUCOWS	27,638
Others	339,918

Source: Red.es

An individual breakdown by accredited registrar and by number of domains is shown below:

List of Registrars					
Registrar		Total domains	Registrar		Total domains
1	1&1 Internet	388.719	36	United Domains	4.761
2	Arsys	191.038	37	NERION	4.625
3	KEY-SYSTEMS	99.928	38	Register.es	4.588
4	Acens Technologies S.L.	90.295	39	NEODIGIT	4.160
5	Dinahosting	82.525	40	HOSPEDAJE Y DOMINIOS	4.071
6	PIENSASOLUTIONS	75.756	41	Instra Corporation	3.717
7	SCIP	75.486	42	EPAG Domainservices	3.594
8	OVH HISPANO	73.700	43	Marcaria.com	3.530
9	Nominalia	58.238	44	ConfigBox	3.504
10	ESTRATEGIAS WEBSITE	58.131	45	UBILIBET	3.397
11	STRATO	51.777	46	CENTRORED	3.104
12	CDMON	46.662	47	Herrero y Asociados	2.838
13	HOST EUROPE	39.294	48	SAFENAMES	2.804
14	ASCIO TECHNOLOGIES INC	38.083	49	DIGIVAL	2.795
15	TUCOWS	27.638	50	COMVIVE SERVIDORES	2.768
16	1API	24.599	51	SARENET	2.719
17	ABANSYS	18.181	52	WEIS CONSULTING	2.716
18	REGISTRAR.EU	17.152	53	SERDATA	2.571
19	EURODNS S.A.	17.148	54	DIGITAL VALUE	2.484
20	INTERNETX	16.722	55	DOMAINCLUB	2.475
21	HOSTINET	15.945	56	NOM-IQ LTD.	2.375
22	INTERDOMINIOS	14.874	57	Nameshield	2.107
23	CSC Corporate Domains	10.907	58	SERVEISWEB	2.105
24	Gandi	9.895	59	WORLD WIDE WEB IBERCOM	2.097
25	LOADING	9.103	60	Nemetic	2.045
26	PDR LTD	9.033	61	NETIM	1.945
27	WEBFUSION	8.882	62	ARRAKIS-BT	1.800
28	AXARNET	8.881	63	COMALIS	1.764
29	MarkMonitor	7.945	64	DOMENESHOP	1.636
30	Entorno Digital	7.654	65	Impresiones Web	1.604
31	Realtime Register B.V.	7.390	66	PROFESIONALHOSTING	1.603
32	DIRECTI	7.107	67	Active 24	1.565
33	NAMECASE	6.672	68	InterNetworX	1.563
34	INFORTELECOM HOSTING	5.631	69	CLARKE, MODET AND CO	1.405
35	Internet Names	5.615	70	PONS PATENTES Y MARCAS INT.	1.380
71	ARGORED	1.310	71	ARGORED	1.310
72	CORE ICR	1.269	72	CORE ICR	1.269
73	NEUDOMAINS	1.254	73	NEUDOMAINS	1.254
74	AVANZAS	1.225	74	AVANZAS	1.225
75	MESH DIGITAL LIMITED	1.070	75	MESH DIGITAL LIMITED	1.070
76	Elzaburu	875	76	Elzaburu	875
77	MailClub	792	77	MailClub	792
78	TUS MARCAS A UN CLICK	775	78	TUS MARCAS A UN CLICK	775
79	DOMAININFO	713	79	DOMAININFO	713
80	Variomedia	713	80	Variomedia	713
81	SANE SYSTEMS	684	81	SANE SYSTEMS	684
82	J. ISERN PATENTES Y MARCAS	640	82	J. ISERN PATENTES Y MARCAS	640
83	NEXICA	529	83	NEXICA	529
84	NAMEWEB	465	84	NAMEWEB	465
85	IDECNET	425	85	IDECNET	425
86	DOMIHOST	423	86	DOMIHOST	423
87	IP MIRROR	419	87	IP MIRROR	419
88	IS-FUN	379	88	IS-FUN	379
89	BBONLINE	327	89	BBONLINE	327
90	123domain.eu	310	90	123domain.eu	310
91	NETKIA	289	91	NETKIA	289
92	HISPAWEB	266	92	HISPAWEB	266
93	CHIVALGES S.L.	210	93	CHIVALGES S.L.	210
94	EASYNET	207	94	EASYNET	207
95	CPS-Datensysteme	199	95	CPS-Datensysteme	199
96	INDOM	161	96	INDOM	161
97	TU DOMINIO	140	97	TU DOMINIO	140
98	NIDOMA	107	98	NIDOMA	107
99	Documentdata	99	99	Documentdata	99
100	Planetdomain	91	100	Planetdomain	91
101	SIOSI	1	101	SIOSI	1
102	NAMEBAY SAM	0	102	NAMEBAY SAM	0
103	REGISTER.COM	0	103	REGISTER.COM	0
104	REGISTRYGATE	0	104	REGISTRYGATE	0

Source: Red.es