

Public Corporate Entity



red.es

## **".es" domain statistics January 2014**

February 2014

## Index

1	Introduction .....	3
2	Domains .....	4
	This section summarises statistical data referring to the composition of domains in the national market, both the country code TLD for Spain (.es) and also other TLDs. ....	
		4
2.1	Distribution of domains in Spain .....	4
2.2	The “.es” domain .....	5
2.2.1	Composition of the “.es” domain .....	5
2.2.2	Change over time of the “.es” domain .....	6
2.2.2.1	Historical Trend .....	6
2.2.2.2	Annual trend of active domains (last 12 months) .....	7
2.2.3	Registration and cancellation of domains .....	8
2.2.4	Geographical distribution .....	9
3	Accredited Registrars .....	10
3.1	Trend in the number of accredited registrar .....	10
3.2	List and domains per accredited registrar .....	11

## 1 INTRODUCTION

---

The purpose of this statistical data report for **January 2014** is to inform society of the current situation of “.es” domains, providing important and useful information to help those taking current and future decisions.

The .es domains register fosters and promotes the use of the “.es” domain as a reference of the Spanish language on internet at an international level, with a potential market of more than 400 million Spanish speakers; it is a **quality domain, secure, easy to acquire and renew** and with the benefit of added value services such as an **out-of-court dispute resolution procedure**.

In drawing up this report, we have based our findings on information from:

- Webhosting.info, an organization that recompiles statistical data on TLDs at country level.
- Eurid.eu, the registry that manages the .eu country code top-level domain.
- Fundació puntCAT, the registry that manages the .cat domain.
- The Red.es database.

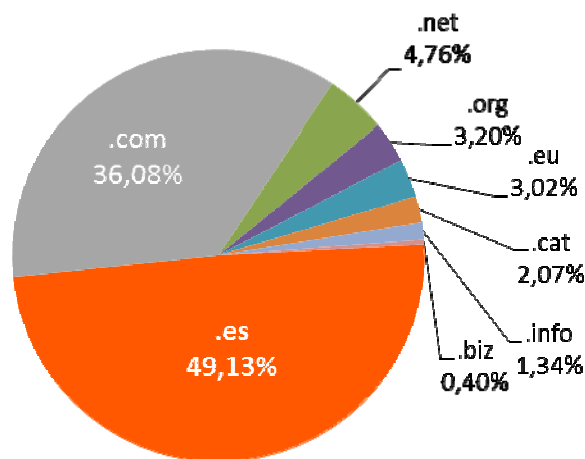
<b>Red.es</b>			Version: 1.0
	Created by: Dominios.es	Date: February 2014	Page 3 de 12

## 2 DOMAINS

This section summarises statistical data referring to the composition of domains in the national market, both the country code TLD for Spain (.es) and also other TLDs.

### 2.1 Distribution of domains in Spain

The figures show the total composition of domains in Spain, numbering over **3,472,494** domains. It shows that the “.es” domain is the most frequently used in Spain, clearly exceeding the “.com” domain.



Domains	Number of domains
.es	1,706,135
.com	1,253,007
.net	165,309
.org	111,042
.eu	104,949
.cat	71,794
.info	46,473
.biz	13,785
<b>Total</b>	<b>3,472,494</b>

**Source:**

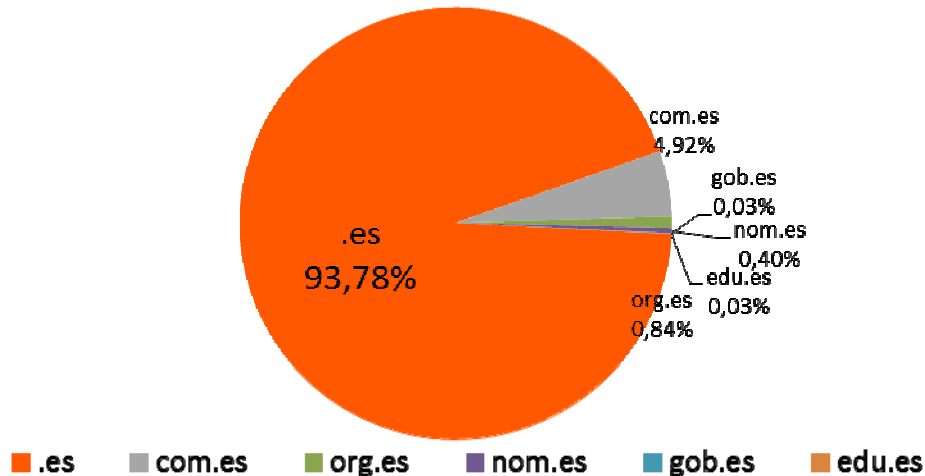
- Red.es
- Eurid.eu
- Fundació puntCAT
- WebHosting

Red.es			Version: 1.0
	Created by: Dominios.es	Date: February 2014	Page 4 de 12

## 2.2 The “.es” domain

This section focuses on the special features of the “.es” domain with respect to growth, composition, geographical localization, etc.

### 2.2.1 Composition of the “.es” domain



Domains Composition	
TLD	Nr of Domains
es	1,599,877
com.es	83,942
org.es	14,402
nom.es	6,859
gov.es	550
edu.es	433
<b>Total</b>	<b>1,706,063 *</b>

\* The total number of domains is different because of the date when the data were taken

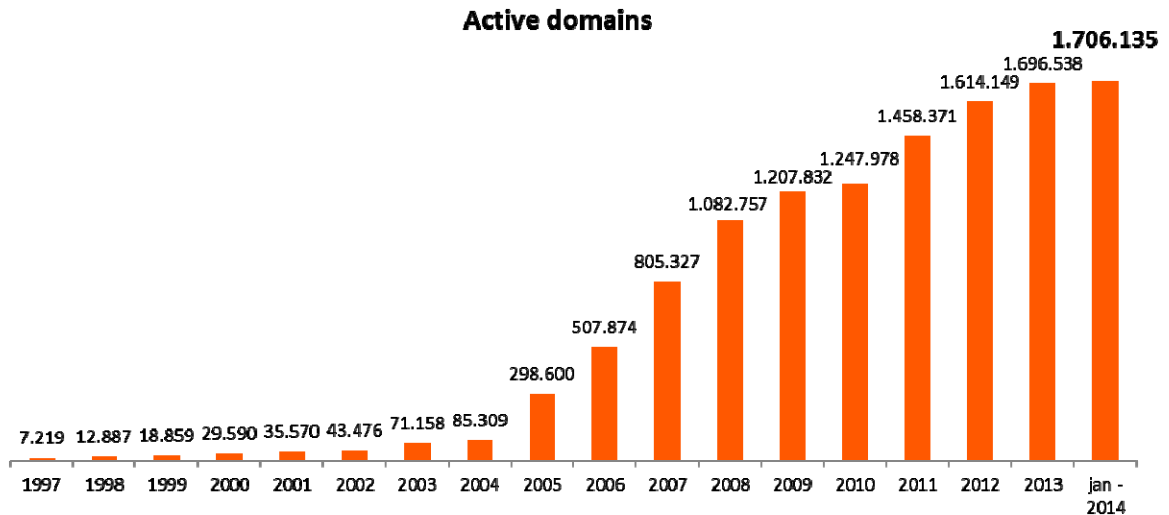
Source: Red.es

Red.es			Version: 1.0
	Created by: Dominios.es	Date: February 2014	Page 5 de 12

## 2.2.2 Change over time of the “.es” domain

The change over time of the “.es” domain is shown over the long and short terms, showing a clearly growing trend in the number of domains registered in recent years.

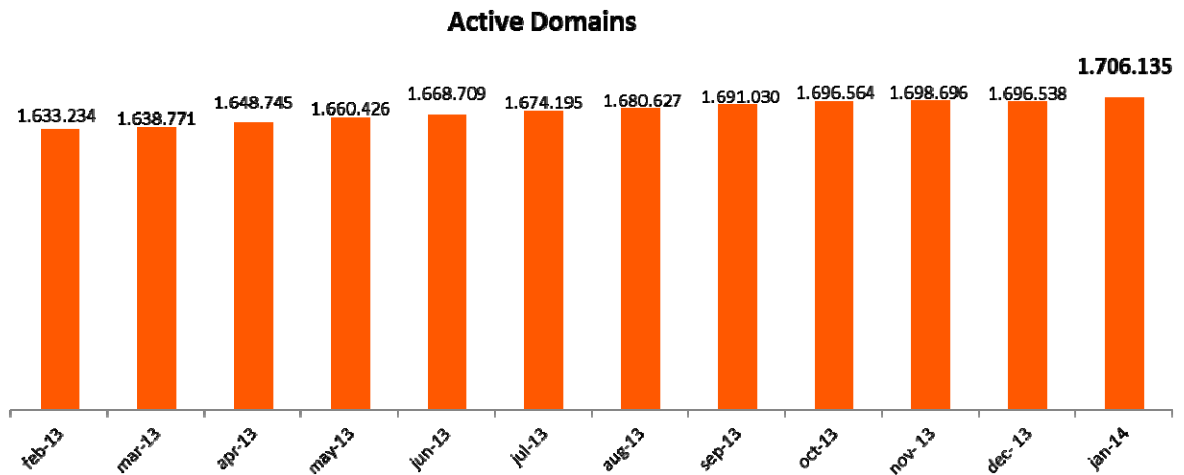
### 2.2.2.1 Historical Trend



Year	Active Domains
1997	7,219
1998	12,887
1999	18,859
2000	29,590
2001	35,570
2002	43,476
2003	71,158
2004	85,309
2005	298,600
2006	507,874
2007	805,327
2008	1,082,757
2009	1,207,832
2010	1,247,978
2011	1,458,371
2012	1,614,149
2013	1,696,538
jan-2014	1,706,135

Source: Red.es

### 2.2.2.2 Annual trend of active domains (last 12 months)



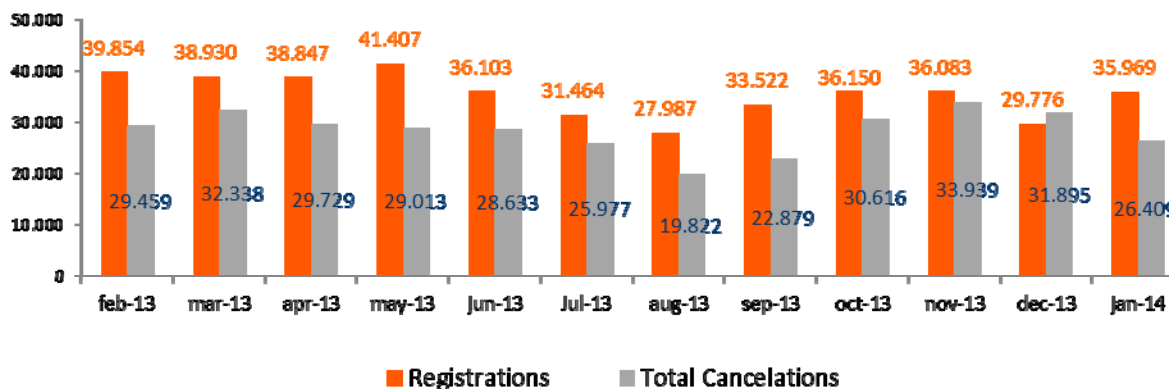
Month	Active Domains
feb-13	1,633,234
mar-13	1,638,771
apr-13	1,648,745
may-13	1,660,426
jun-13	1,668,709
jul-13	1,674,195
aug-13	1,680,627
sep-13	1,691,030
oct-13	1,696,564
nov-13	1,698,696
dec-13	1,696,538
jan-14	1,706,135

Source: Red.es

### 2.2.3 Registration and cancellation of domains

Cancellation of domains includes cancellation properly speaking plus non-renewal of domains.

The trend shows moderate growth over the last year.



Month	Registrations	Total Cancellations	Cancellations	No renewal
feb-13	39,854	29,459	424	29,035
mar-13	38,930	32,338	473	31,865
apr-13	38,847	29,729	525	29,204
may-13	41,407	29,013	309	28,704
jun-13	36,103	28,633	328	28,305
Jul-13	31,464	25,977	335	25,642
aug-13	27,987	19,822	302	19,520
sep-13	33,522	22,879	277	22,602
oct-13	36,150	30,616	389	30,227
nov-13	36,083	33,939	362	33,577
dec-13	29,776	31,895	488	31,407
jan-14	35,969	26,409	431	25,978

Total cancellations = cancellations + No renewal

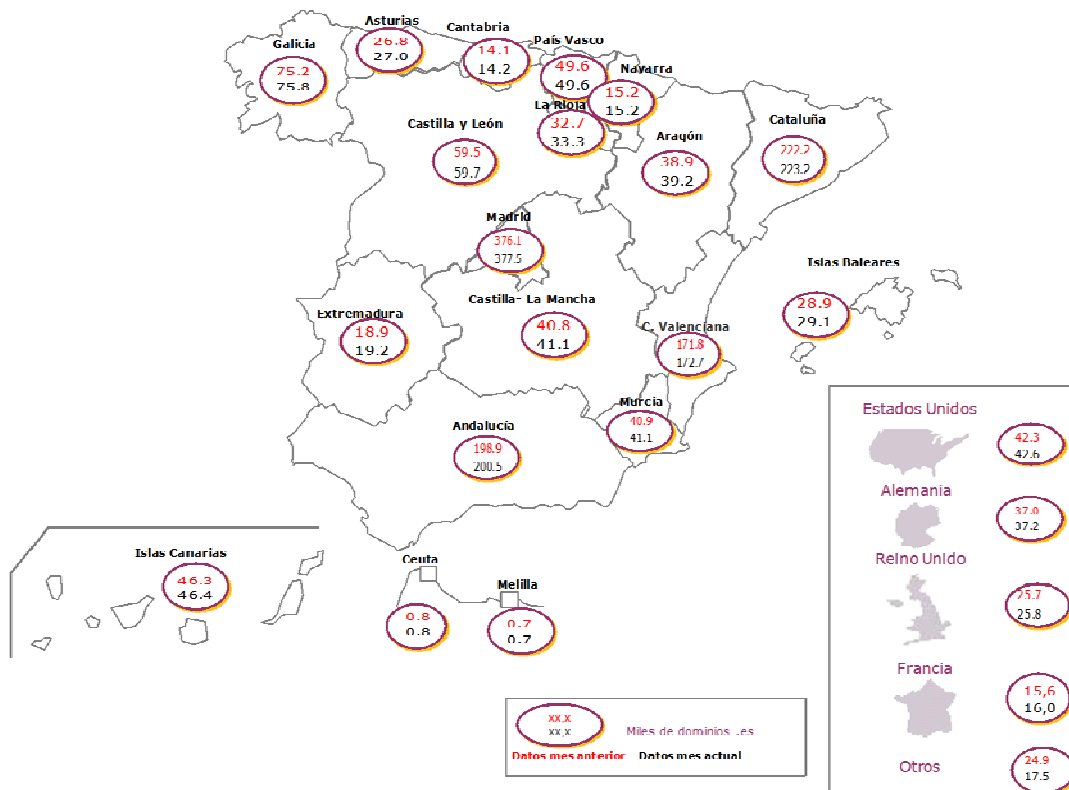
Source: Red.es



### 2.2.4 Geographical distribution

The following map shows the number of active domains by Autonomous Region and by country for countries with significant domain registrations. The data are comparative with respect to the previous month.

The Community of Madrid and Catalonia show the highest concentrations of active domains because population numbers and economic development of these regions are key for domain acquisition.



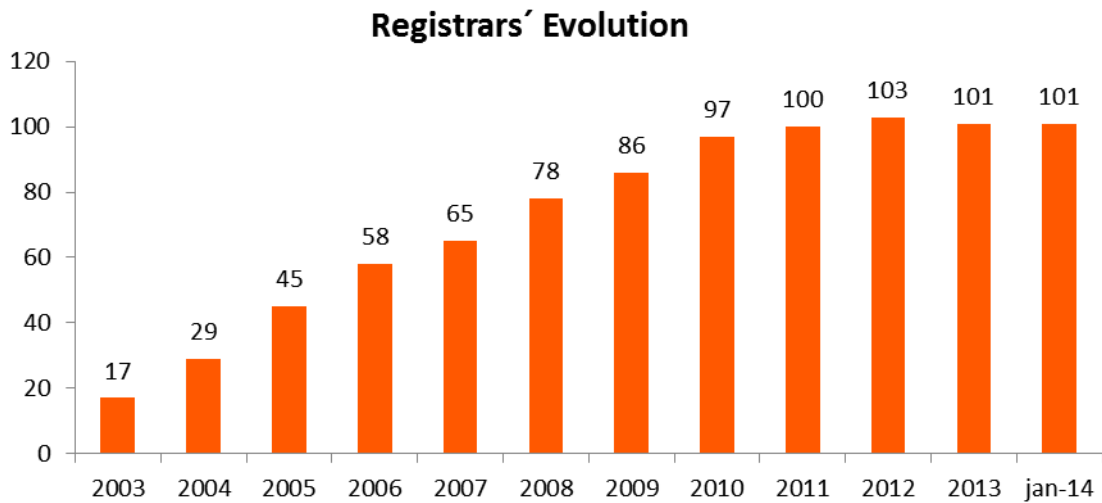
Source: Red.es

Red.es			Version: 1.0
	Created by: Dominios.es	Date: February 2014	Page 9 de 12

### 3 ACCREDITED REGISTRARS

#### 3.1 Trend in the number of accredited registrar

As with the trend in domains, the number of accredited registrars has also grown significantly, mainly due to the increased domestic demand for “.es” domains.



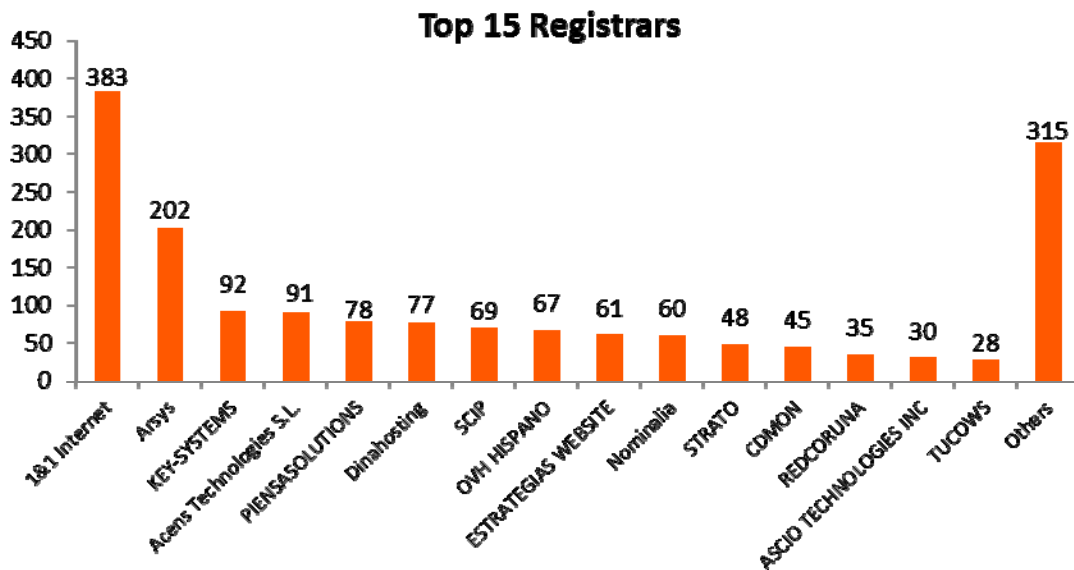
Year	Nr Registrars	Nr of registrars active
2003	17	17
2004	12	29
2005	16	45
2006	13	58
2007	7	65
2008	13	78
2009	8	86
2010	11	97
2011	3	100
2012	3	103
2013	-2	101
jan-14	0	101

Source: Red.es

### 3.2 List and domains per accredited registrar

Classification of accredited registrars by number of domains. The figure only shows the 15 registrars with the highest number of domains. The remainders are grouped into the same category ("others").

The figure shows there is a clear concentration in the sector.



Data in thousands of domains

Registrars	Domains
1&1 Internet	382,972
Arsys	201,754
KEY-SYSTEMS	91,895
Acens Technologies S.L.	90,519
PIENSASOLUTIONS	77,761
Dinahosting	76,867
SCIP	68,922
OVH HISPANO	66,824
ESTRATEGIAS WEBSITE	60,552
Nominalia	59,842
STRATO	47,623
CDMON	45,011
REDCORUNA	34,730
ASCIO TECHNOLOGIES INC	30,221
TUCOWS	27,597
Others	314,865

Source: Red.es

An individual breakdown by accredited registrar and by number of domains is shown below:

List of Registrars					
Registrar	Total domains	Registrar	Total domains	Registrar	Total domains
1 1&1 Internet	382.972	36 WEIS CONSULTING	4.154	71 MESH DIGITAL LIMITED	910
2 Arsys	201.754	37 NERION	4.013	72 TUS MARCAS A UN CLICK	877
3 KEY-SYSTEMS	91.895	38 Instra Corporation	3.745	73 MailClub	828
4 Acens Technologies S.L.	90.519	39 UBILIBET	3.663	74 Variomedia	736
5 PIENSASOLUTIONS	77.761	40 DOMAINCLUB	3.487	75 DOMAININFO	697
6 Dinahosting	76.867	41 ConfigBox	3.417	76 SANE SYSTEMS	689
7 SCIP	68.922	42 Marcaria.com	3.300	77 J. ISERN PATENTES Y MARCAS	620
8 OVH HISPANO	66.824	43 CENTRORED	3.237	78 NEXICA	584
9 ESTRATEGIAS WEBSITE	60.552	44 DIGIVAL	3.110	79 IDECNET	443
10 Nominalia	59.842	45 Herrero y Asociados	3.031	80 NAMEWEB	441
11 STRATO	47.623	46 SARENET	2.734	81 DOMIHOST	433
12 CDMON	45.011	47 INFORTELECOM HOSTING	2.638	82 IP MIRROR	412
13 REDCORUNA	34.730	48 WORLD WIDE WEB IBERCOM	2.609	83 IS-FUN	357
14 ASCIO TECHNOLOGIES INC	30.221	49 SAFENAMES	2.515	84 BBONLINE	331
15 TUCOWS	27.597	50 COMVIVE SERVIDORES	2.513	85 123domain.eu	314
16 1API	20.908	51 DIGITAL VALUE	2.508	86 EASYNET	297
17 HOSTINET	20.716	52 SERDATA	2.508	87 HISPANWEB	276
18 EURODNS S.A.	19.960	53 EPAG Domainservices	2.506	88 NAMECASE	223
19 ABANSYS	18.872	54 Nameshield	2.318	89 PDR Ltd	221
20 INTERNETX	15.992	55 Nematic	2.253	90 CPS-Datensysteme	198
21 INTERDOMINIOS	14.780	56 SERVEISWEB	2.215	91 Planetdomain	176
22 DIRECTI	12.228	57 NOM-IQ LTD.	2.202	92 INDOM	163
23 CSC Corporate Domains	10.306	58 ARRAKIS-BT	2.105	93 TU DOMINIO	160
24 Gandi	10.072	59 Impresiones Web	2.035	94 NETKIA	131
25 REGISTRAR.EU	9.824	60 NETIM	2.016	95 CHIVALGES S.L.	128
26 WEBFUSION	9.288	61 COMALIS	1.801	96 Documentdata	99
27 Entorno Digital	8.023	62 Active 24	1.574	97 SIOSI	1
28 Internet Names	7.849	63 InterNetworX	1.506	98 NAME.COM	0
29 AXARNET	7.821	64 PONS PATENTES Y MARCAS INT.	1.395	99 NAMEBAY SAM	0
30 MarkMonitor	7.420	65 CLARKE, MODET AND CO	1.369	100 REGISTER.COM	0
31 Realtime Register B.V.	6.527	66 ARGORED	1.349	101 UNITED DOMAINS	0
32 LOADING	6.142	67 CORE ICR	1.282		
33 NEODIGIT	4.415	68 DOMENESHOP	1.272		
34 Register.es	4.378	69 AVANZAS	1.039		
35 HOSPEDAJE Y DOMINIOS	4.226	70 Elzaburu	954		

Source: Red.es