

Public Corporate Entity



red.es

“.es” domain statistics December 2014

January 2015

Index

1	Introduction	3
2	Domains	4
	This section summarises statistical data referring to the composition of domains in the national market, both the country code TLD for Spain (.es) and also other TLDs. 4	
2.1	Distribution of domains in Spain	4
2.2	The “.es” domain.....	5
2.2.1	Composition of the “.es” domain.....	5
2.2.2	Change over time of the “.es” domain.....	6
2.2.2.1	Historical Trend	6
2.2.2.2	Annual trend of active domains (last 12 months).....	7
2.2.3	Registration and cancellation of domains.....	8
2.2.4	Geographical distribution.....	9
3	Accredited Registrars	10
3.1	Trend in the number of accredited registrar.....	10
3.2	List and domains per accredited registrar.....	11

1 INTRODUCTION

The purpose of this statistical data report for **December 2014** is to inform society of the current situation of “.es” domains, providing important and useful information to help those taking current and future decisions.

The **.es** domains register fosters and promotes the use of the “.es” domain as a reference of the Spanish language on internet at an international level, with a potential market of more than 470 million Spanish speakers; it is a **quality** domain, **secure**, **easy to acquire and renew** and with the benefit of added value services such as an **out-of-court dispute resolution procedure**.

In drawing up this report, we have based our findings on information from:

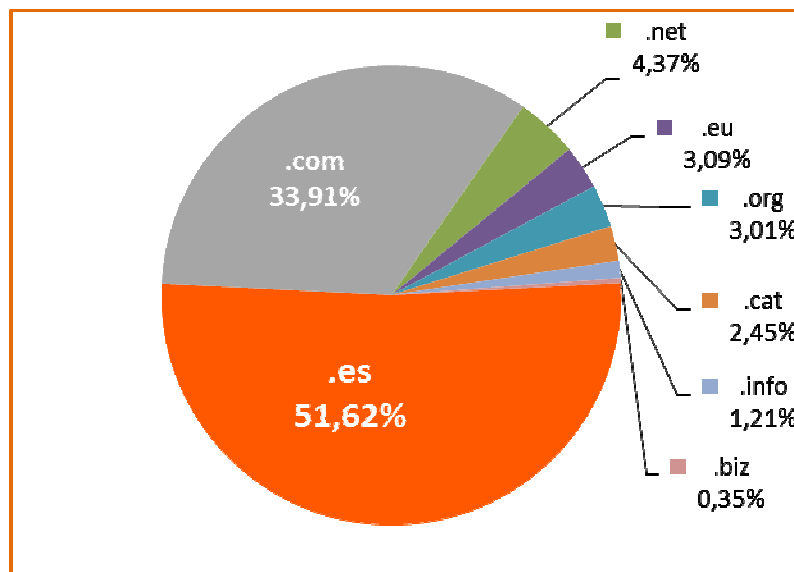
- Webhosting.info, an organization that recompiles statistical data on TLDs at country level.
- Eurid.eu, the registry that manages the .eu country code top-level domain.
- Council of European National Top Level Domain Registries (CENTR).
- The Red.es database.

2 DOMAINS

This section summarises statistical data referring to the composition of domains in the national market, both the country code TLD for Spain (.es) and also other TLDs.

2.1 Distribution of domains in Spain

The figures show the total composition of domains in Spain, numbering over **3,400,249** domains. It shows that the “.es” domain is the most frequently used in Spain, clearly exceeding the “.com” domain.



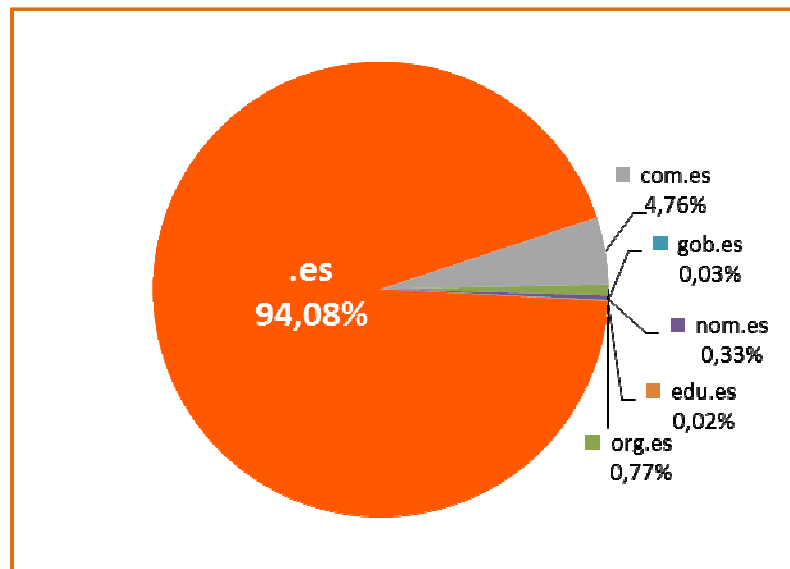
Domains	Number of domains
.es	1,755,224
.com	1,152,991
.net	148,471
.org	105,007
.eu	102,318
.cat	83,300
.info	40,978
.biz	11,960
Total	3,400,249

Source:
-Red.es
-Eurid.eu
- CENTR
- WebHosting

2.2 The “.es” domain

This section focuses on the special features of the “.es” domain with respect to growth, composition, geographical localization, etc.

2.2.1 Composition of the “.es” domain



Domains Composition .es	
TLD	Nr of Domains
es	1,651,237
com.es	83,521
org.es	13,560
nom.es	5,875
gov.es	575
edu.es	433
Total	1,755,201 *

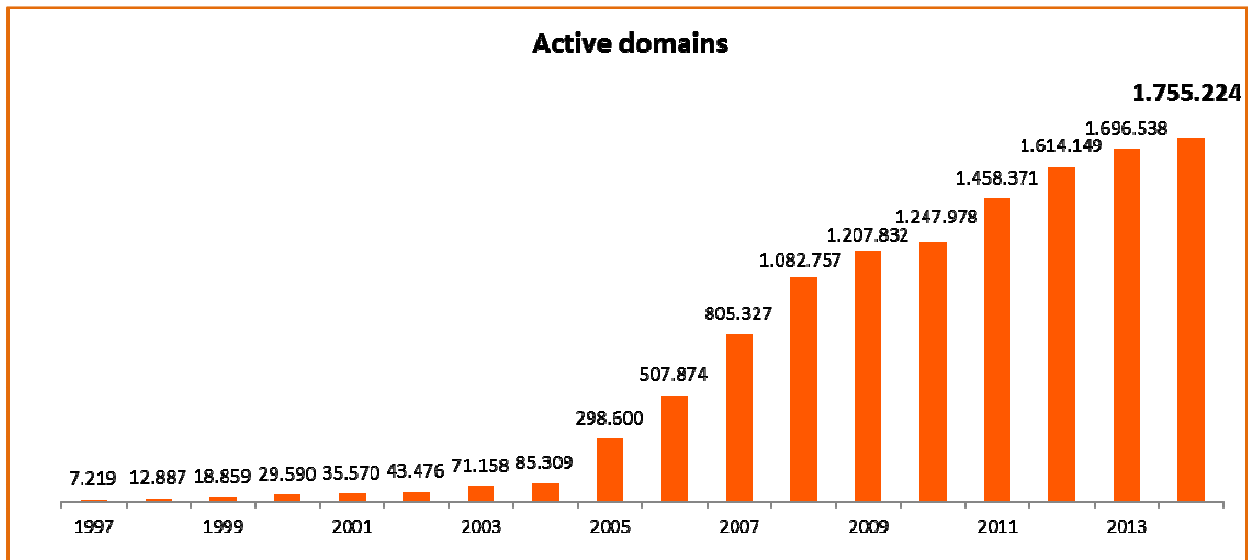
* The total number of domains is different because of the date when the data were taken

Source: Red.es

2.2.2 Change over time of the “.es” domain

The change over time of the “.es” domain is shown over the long and short terms, showing a clearly growing trend in the number of domains registered in recent years.

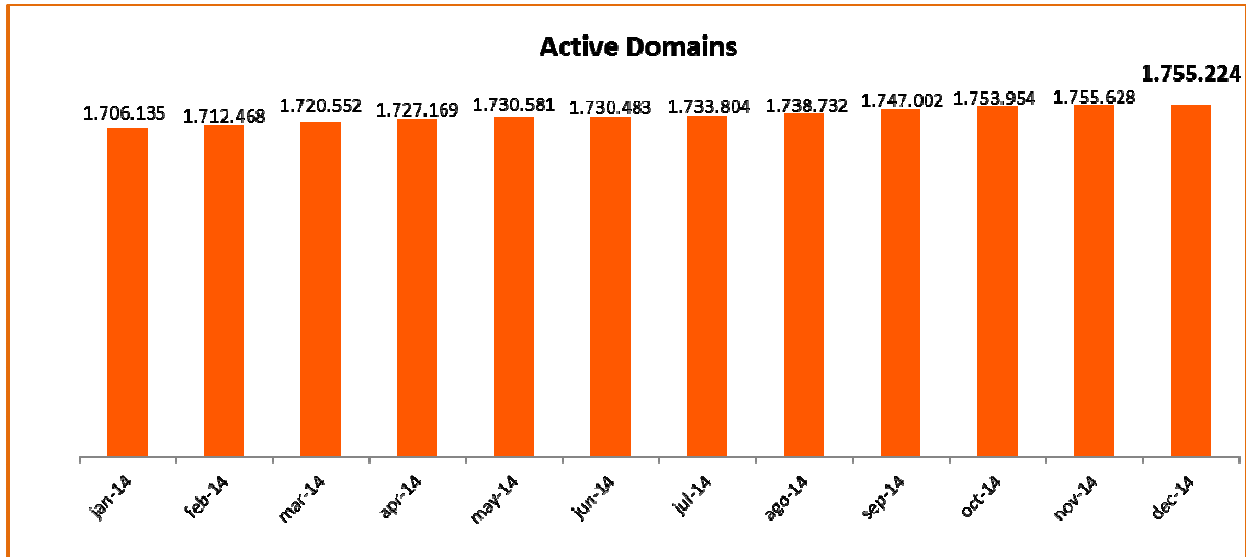
2.2.2.1 Historical Trend



Year	Active Domains
1997	7,219
1998	12,887
1999	18,859
2000	29,590
2001	35,570
2002	43,476
2003	71,158
2004	85,309
2005	298,600
2006	507,874
2007	805,327
2008	1,082,757
2009	1,207,832
2010	1,247,978
2011	1,458,371
2012	1,614,149
2013	1,696,538
dec-2014	1,755,224

Source: Red.es

2.2.2.2 Annual trend of active domains (last 12 months)



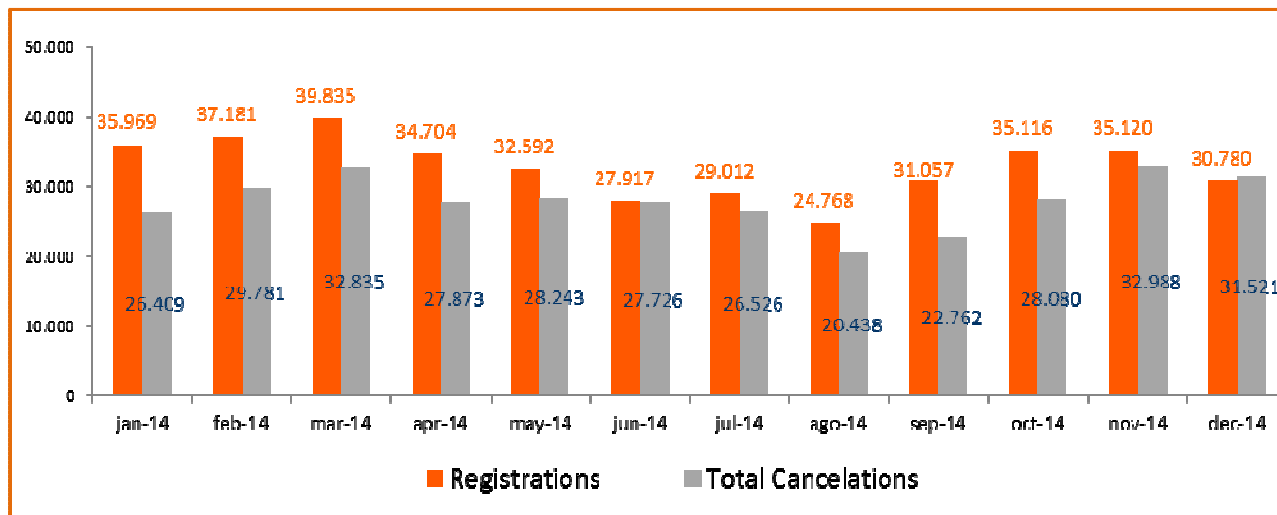
Month	Active Domains
jan-14	1,706,135
feb-14	1,712,468
mar-14	1,720,552
apr-14	1,727,169
may-14	1,730,581
jun-14	1,730,483
jul-14	1,733,804
ago-14	1,738,732
sep-14	1,747,002
oct-14	1,753,954
nov-14	1,755,628
dec-14	1,755,224

Source: Red.es

2.2.3 Registration and cancellation of domains

Cancellation of domains includes cancellation properly speaking plus non-renewal of domains.

The trend shows moderate growth over the last year.



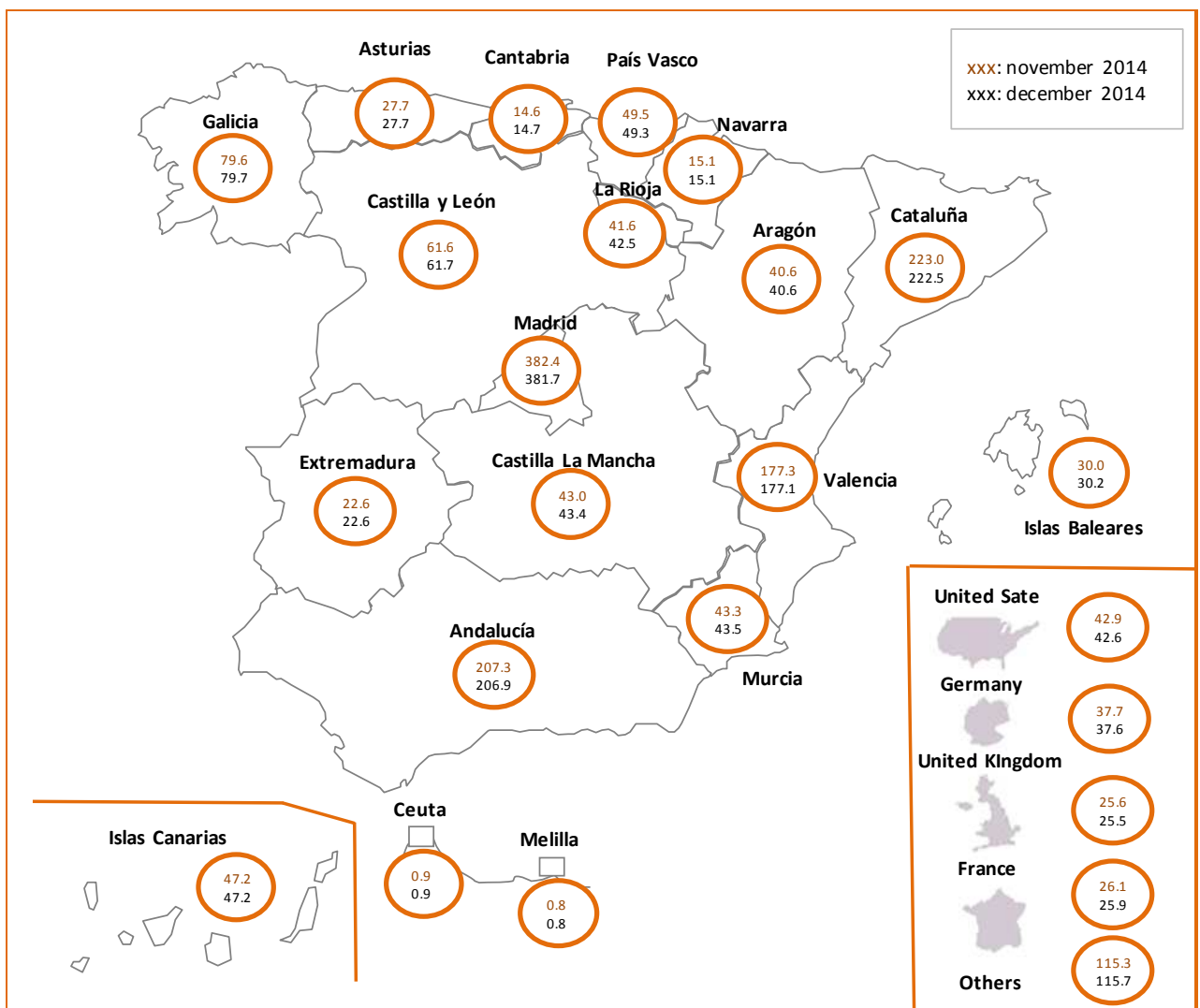
Month	Registrations	Total Cancellations	Cancellations	No renewal
jan-14	35,969	26,409	431	25,978
feb-14	37,181	29,781	382	29,399
mar-14	39,835	32,835	431	32,404
apr-14	34,704	27,873	405	27,468
may-14	32,592	28,243	454	27,789
jun-14	27,917	27,726	540	27,186
jul-14	29,012	26,526	578	25,948
ago-14	24,768	20,438	412	20,026
sep-14	31,057	22,762	430	22,332
oct-14	35,116	28,080	644	27,436
nov-14	35,120	32,988	582	32,406
dec-14	30,780	31,521	608	30,913
Total cancellations = cancellations + No renewal				

Source: Red.es

2.2.4 Geographical distribution

The following map shows the number of active domains by Autonomous Region and by country for countries with significant domain registrations. The data are comparative with respect to the previous month.

The Community of Madrid and Catalonia show the highest concentrations of active domains because population numbers and economic development of these regions are key for domain acquisition.

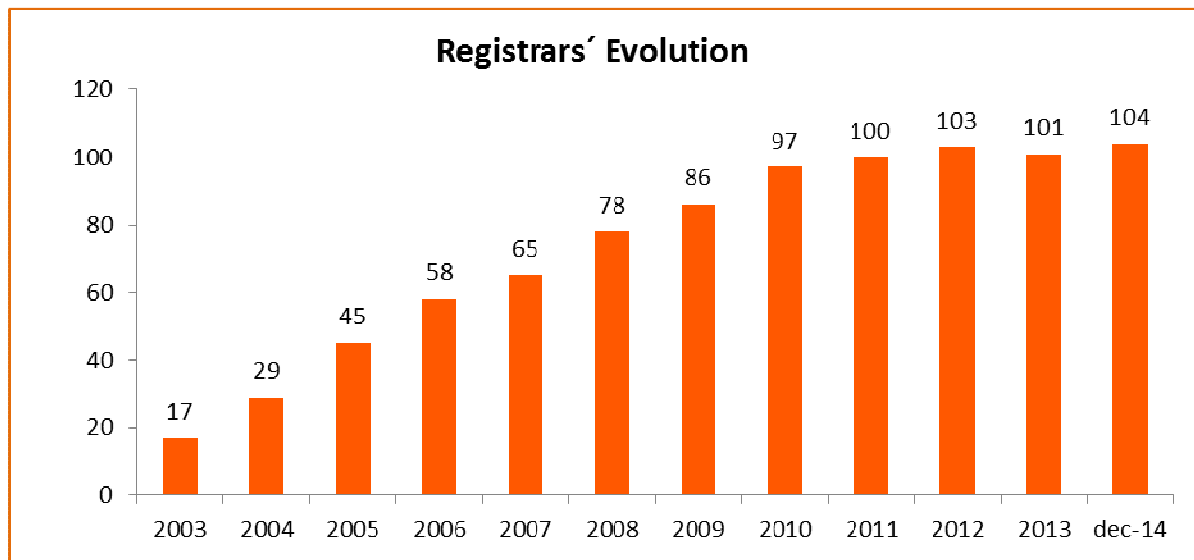


Source: Red.es

3 ACCREDITED REGISTRARS

3.1 Trend in the number of accredited registrar

As with the trend in domains, the number of accredited registrars has also grown significantly, mainly due to the increased domestic demand for “.es” domains.



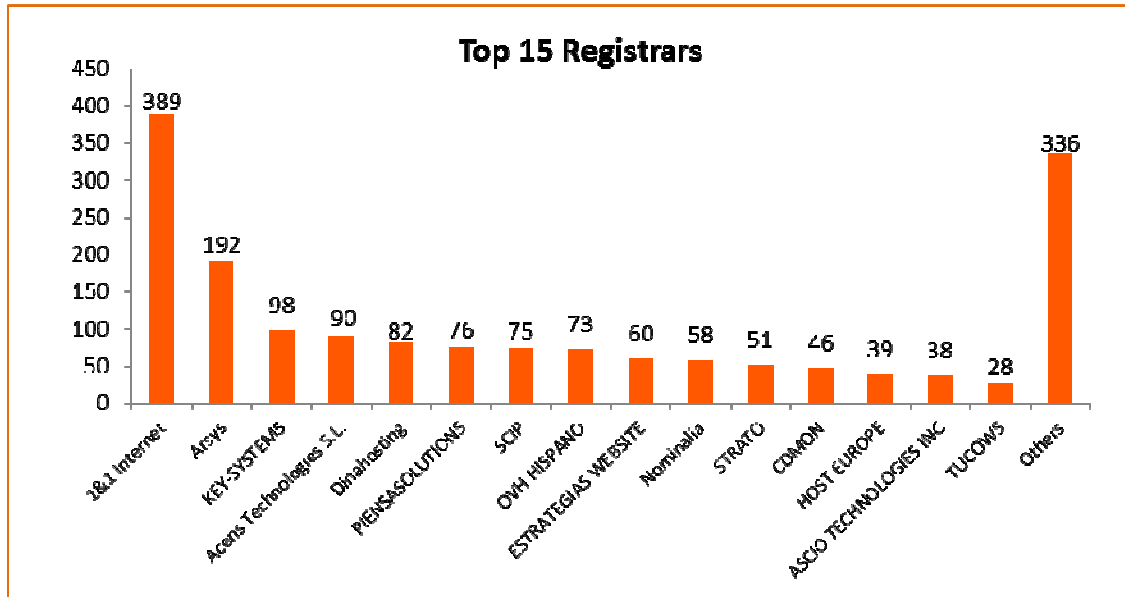
Year	Nr Registrars	Nr of registrars active
2003	17	17
2004	12	29
2005	16	45
2006	13	58
2007	7	65
2008	13	78
2009	8	86
2010	11	97
2011	3	100
2012	3	103
2013	-2	101
dec-14	3	104

Source: Red.es

3.2 List and domains per accredited registrar

Classification of accredited registrars by number of domains. The figure only shows the 15 registrars with the highest number of domains. The remainders are grouped into the same category ("others").

The figure shows there is a clear concentration in the sector.



Data in thousands of domains

Registrars	Domains
1&1 Internet	388,802
Arsys	191,553
KEY-SYSTEMS	98,341
Acens Technologies S.L.	90,451
Dinahosting	82,274
PIENSASOLUTIONS	76,334
SCIP	74,750
OVH HISPANO	72,957
ESTRATEGIAS WEBSITE	59,991
Nominalia	58,093
STRATO	51,355
CDMON	46,439
HOST EUROPE	38,789
ASCIO TECHNOLOGIES INC	37,941
TUCOWS	27,554
Others	336,121

Source: Red.es

An individual breakdown by accredited registrar and by number of domains is shown below:

List of Registrars					
Registrar	Total domains	Registrar	Total domains	Registrar	Total domains
1 1&1 Internet	388.802	36 United Domains	4.737	71 ARGORED	1.303
2 Arsys	191.553	37 Register.es	4.598	72 CORE ICR	1.259
3 KEY-SYSTEMS	98.341	38 NERION	4.230	73 NEUDOMAINS	1.229
4 Acens Technologies S.L.	90.451	39 NEODIGIT	4.134	74 AVANZAS	1.205
5 Dinahosting	82.274	40 HOSPEDAJE Y DOMINIOS	4.074	75 MESH DIGITAL LIMITED	1.051
6 PIENSASOLUTIONS	76.334	41 Instra Corporation	3.763	76 Elzaburu	868
7 SCIP	74.750	42 UBILIBET	3.754	77 MailClub	791
8 OVH HISPANO	72.957	43 Marcaria.com	3.509	78 TUS MARCAS A UN CLICK	779
9 ESTRATEGIAS WEBSITE	59.991	44 ConfigBox	3.505	79 Variomedia	713
10 Nominalia	58.093	45 CENTRORED	3.132	80 DOMAININFO	705
11 STRATO	51.355	46 EPAG Domainservices	2.922	81 SANE SYSTEMS	688
12 CDMON	46.439	47 Herrero y Asociados	2.855	82 J. ISERN PATENTES Y MARCAS	640
13 HOST EUROPE	38.789	48 DIGIVAL	2.810	83 NEXICA	532
14 ASCIO TECHNOLOGIES INC	37.941	49 SAFENAMES	2.798	84 NAMEWEB	461
15 TUCOWS	27.554	50 COMVIVE SERVIDORES	2.729	85 IDECNET	425
16 1API	24.674	51 WEIS CONSULTING	2.728	86 DOMIHOST	423
17 ABANSYS	18.209	52 SARENET	2.689	87 IP MIRROR	418
18 INTERNETX	16.750	53 SERDATA	2.566	88 IS-FUN	383
19 REGISTRAR.EU	16.501	54 DIGITAL VALUE	2.489	89 BBONLINE	327
20 HOSTINET	16.242	55 DOMAINCLUB	2.486	90 123domain.eu	311
21 EURODNS S.A.	15.850	56 NOM-IQ LTD.	2.362	91 NETKIA	287
22 INTERDOMINIOS	14.949	57 WORLD WIDE WEB IBERCOM	2.177	92 HISPANWEB	266
23 CSC Corporate Domains	10.876	58 Nameshield	2.093	93 CHIVALGES S.L.	210
24 Gandi	9.961	59 SERVEISWEB	2.084	94 EASYNET	207
25 LOADING	8.968	60 Nemeti c	2.064	95 CPS-Datensysteme	198
26 WEBFUSION	8.943	61 NETIM	1.942	96 INDOM	161
27 AXARNET	8.832	62 ARRAKIS-BT	1.823	97 TU DOMINIO	141
28 PDR LTD	8.258	63 COMALIS	1.772	98 Documentdata	99
29 MarkMonitor	7.894	64 Impresiones Web	1.677	99 Planetdomain	98
30 DIRECTI	7.558	65 DOMENESHOP	1.626	100 NIDOMA	84
31 RealTime Register B.V.	7.375	66 Active 24	1.591	101 SIOSI	1
32 Entorno Digital	7.342	67 InterNetworX	1.540	102 NAMEBAY SAM	0
33 NAMECASE	6.020	68 PROFESIONALHOSTING	1.379	103 REGISTER.COM	0
34 Internet Names	5.660	69 PONS PATENTES Y MARCAS INT.	1.372	104 REGISTRYGATE	0
35 INFORTELECOM HOSTING	5.618	70 CLARKE, MODET AND CO	1.368		

Source: Red.es