



red.es

domi
nios es

“.es” domain statistics

March 2024

The purpose of this statistical data report for **March 2024** is to inform society of the current situation of “.es” domains, providing important and useful information to help those taking current and future decisions.

The .es domains register fosters and promotes the use of the “.es” domain as a reference of the Spanish language on internet at an international level, with a potential market of more than 590 million Spanish speakers; it is a **quality** domain, **secure**, **easy to acquire and renew** and with the benefit of added value services such as an **out-of-court dispute resolution procedure**.

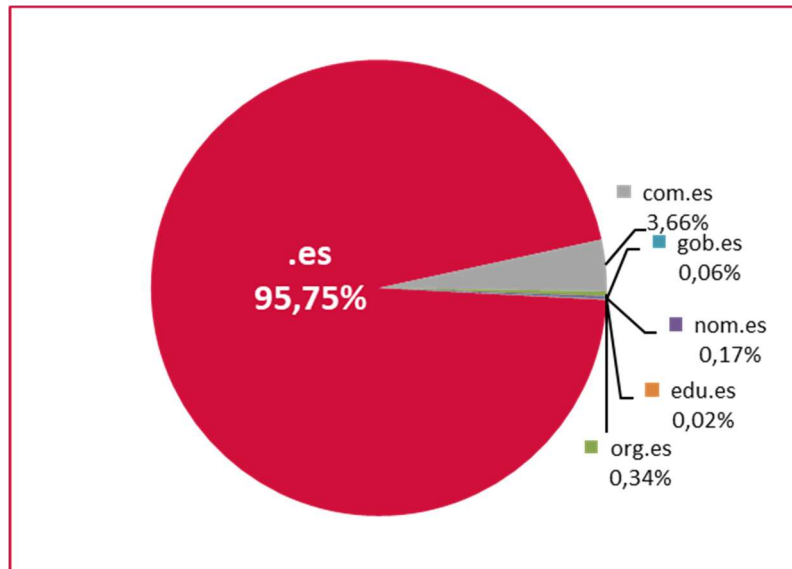
In drawing up this report, we have based our findings on information from the Red.es database.

1 DOMAINS

1.1 The “.es” domain

This section focuses on the special features of the “.es” domain with respect to growth, composition, geographical localization, etc.

1.1.1 Composition of the “.es” domain



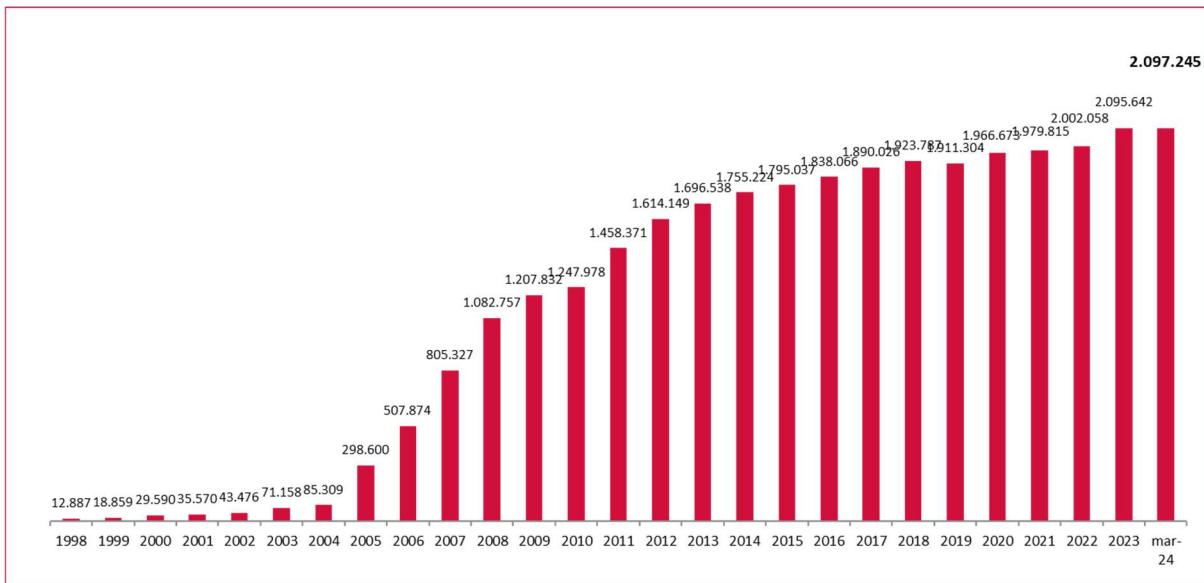
Domains Composition .es	
TLD	Nr of Domains
.es	2.008.127
com.es	76.683
org.es	7.228
nom.es	3.461
gov.es	1.190
edu.es	511
Total	2.097.200 *

* The total number of domains is different because of the date when the data were taken

1.1.2 Change over time of the “.es” domain

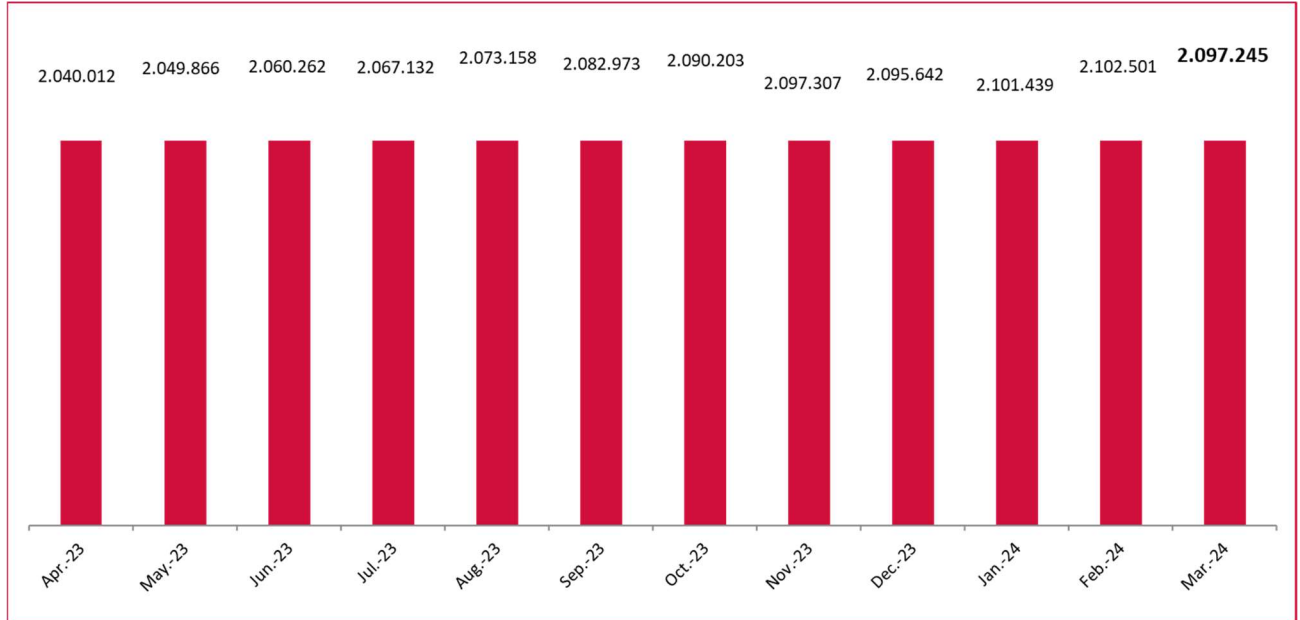
The change over time of the “.es” domain is shown over the long and short terms, showing a clearly growing trend in the number of domains registered in recent years.

1.1.2.1 Historical Trend



Year	Registered Domains
1998	12.887
1999	18.859
2000	29.590
2001	35.570
2002	43.476
2003	71.158
2004	85.309
2005	298.600
2006	507.874
2007	805.327
2008	1.082.757
2009	1.207.832
2010	1.247.978
2011	1.458.371
2012	1.614.149
2013	1.696.538
2014	1.755.224
2015	1.795.037
2016	1.838.066
2017	1.890.026
2018	1.923.787
2019	1.911.304
2020	1.966.673
2021	1.979.815
2022	2.002.058
2023	2.095.642
mar-24	2.097.245

1.1.2.2 Annual trend of active domains (last 12 months)

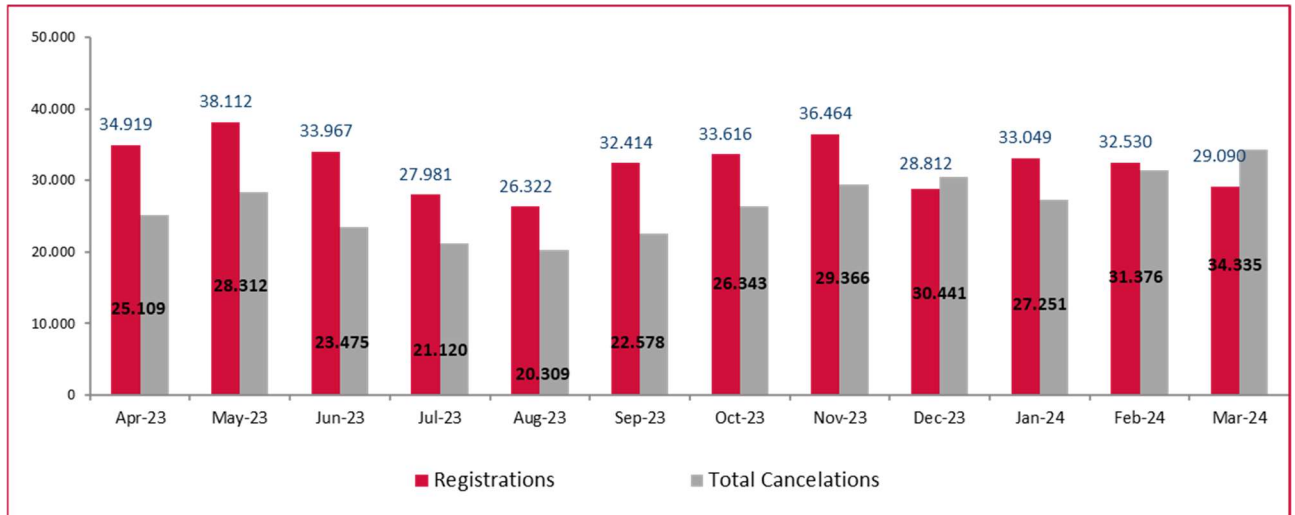


Month	Registered Domains
Apr.-23	2.040.012
May.-23	2.049.866
Jun.-23	2.060.262
Jul.-23	2.067.132
Aug.-23	2.073.158
Sep.-23	2.082.973
Oct.-23	2.090.203
Nov.-23	2.097.307
Dec.-23	2.095.642
Jan.-24	2.101.439
Feb.-24	2.102.501
Mar.-24	2.097.245

1.1.3 Registration and cancellation of domains

Cancellation of domains includes cancellation properly speaking plus non-renewal of domains.

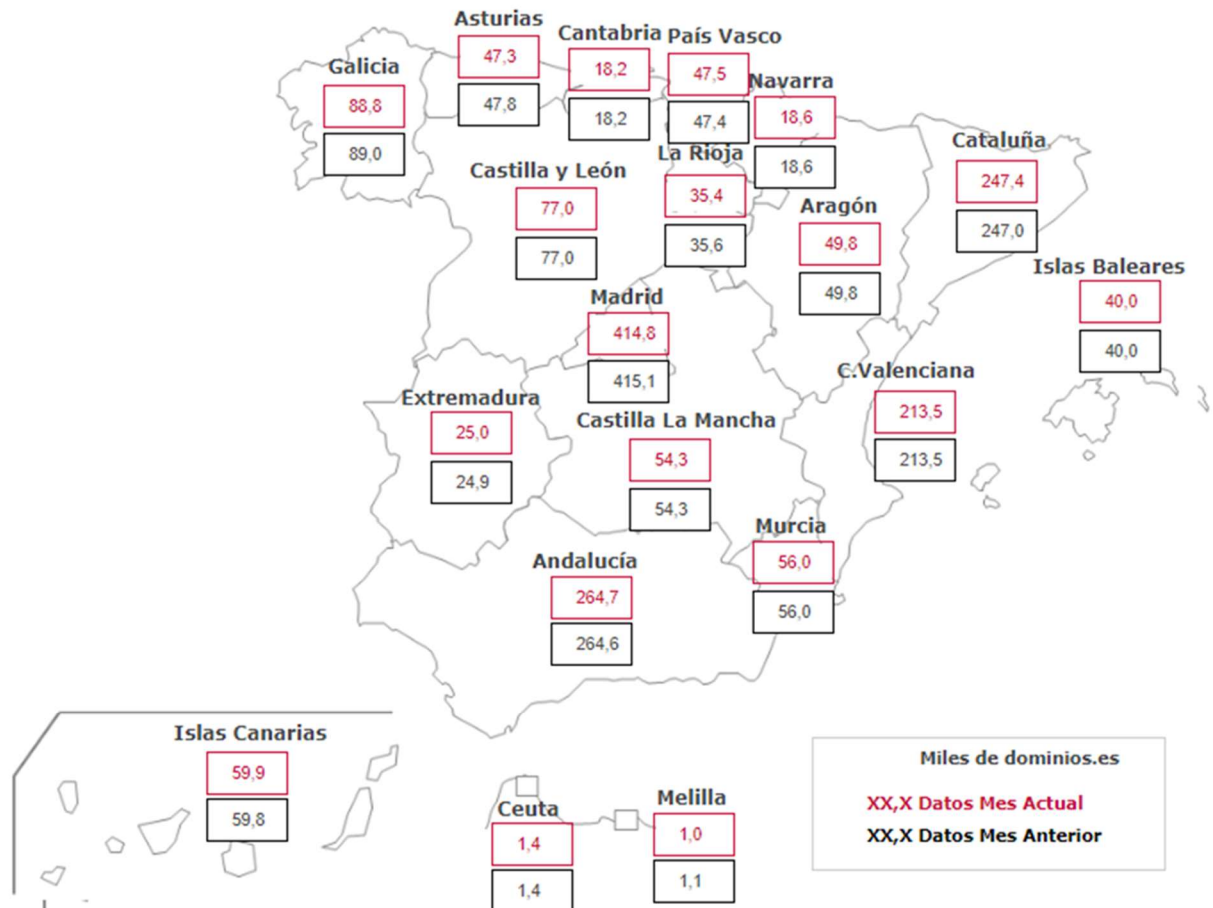
The trend shows moderate crease over the last year.



Month	Registrations	Total Cancellations	Cancellations	No renewal
Apr-23	34.919	25.109	218	24.891
May-23	38.112	28.312	331	27.981
Jun-23	33.967	23.475	210	23.265
Jul-23	27.981	21.120	232	20.888
Aug-23	26.322	20.309	230	20.079
Sep-23	32.414	22.578	155	22.423
Oct-23	33.616	26.343	221	26.122
Nov-23	36.464	29.366	233	29.133
Dec-23	28.812	30.441	168	30.273
Jan-24	33.049	27.251	213	27.038
Feb-24	32.530	31.376	200	31.176
Mar-24	29.090	34.335	223	34.112
Total cancellations = cancelations + No renewal				

1.1.4 Geographical distribution

The following map shows the number of active domains by Autonomous Region and by country for countries with significant domain registrations. The data are comparative with respect to the previous month.



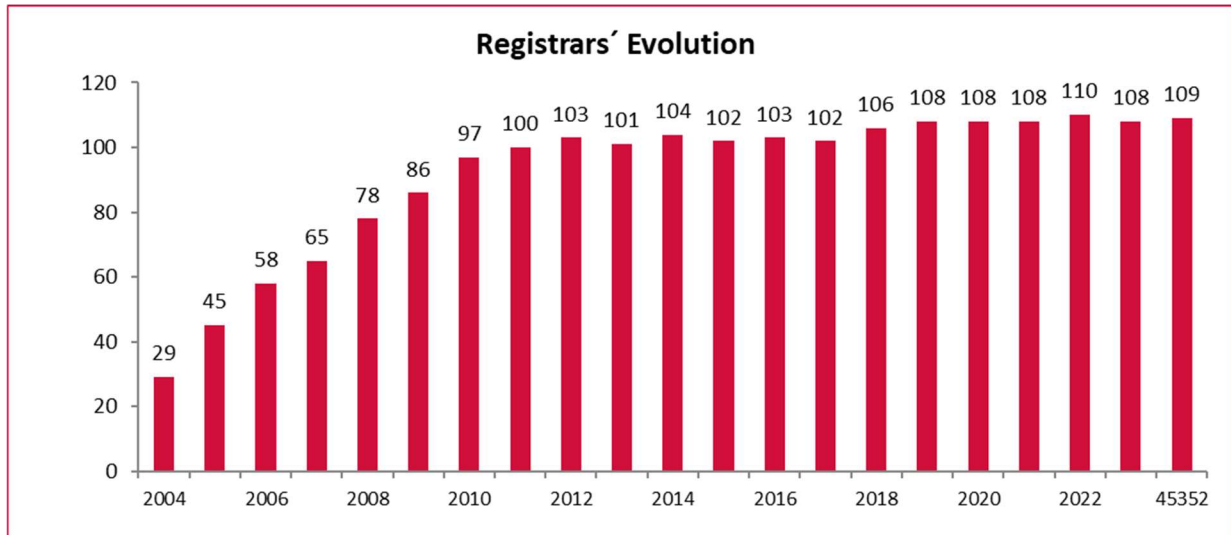
Mes-Año	País	Mes	Mes Anterior
mar-2024	Alemania	44,3	44,2
mar-2024	Estados Unidos	45,0	45,4
mar-2024	Francia	28,6	28,5
mar-2024	Reino Unido	23,0	23,0
mar-2024	Otros	196,5	198,4

Provincia	DATOS MES n-1	DATOS MES n
Andalucía - ALMERIA	18.065	18.121
Andalucía - CADIZ	28.145	28.161
Andalucía - CORDOBA	22.738	22.787
Andalucía - GRANADA	32.135	32.138
Andalucía - HUELVA	9.531	9.551
Andalucía - JAEN	13.212	13.181
Andalucía - MALAGA	73.037	72.655
Andalucía - SEVILLA	67.725	67.748
Aragón - HUESCA	7.807	7.803
Aragón - TERUEL	3.671	3.686
Aragón - ZARAGOZA	38.308	38.318
Asturias - ASTURIAS	47.720	47.196
Cantabria - CANTABRIA	18.158	18.129
Castilla La Mancha - ALBACETE	11.173	11.155
Castilla La Mancha - CIUDAD REAL	11.928	11.927
Castilla La Mancha - CUENCA	4.808	4.732
Castilla La Mancha - GUADALAJARA	7.613	7.607
Castilla La Mancha - TOLEDO	18.790	18.820
Castilla y Leon - AVILA	4.477	4.439
Castilla y Leon - BURGOS	10.704	10.730
Castilla y Leon - LEON	14.390	14.392
Castilla y Leon - PALENCIA	4.613	4.615
Castilla y Leon - SALAMANCA	11.019	11.015
Castilla y Leon - SEGOVIA	4.669	4.670
Castilla y Leon - SORIA	2.803	2.804
Castilla y Leon - VALLADOLID	20.394	20.391
Castilla y Leon - ZAMORA	3.980	3.864
Catalunya - BARCELONA	209.667	209.678
Catalunya - GIRONA	14.577	14.664
Catalunya - LLEIDA	7.733	7.734
Catalunya - TARRAGONA	15.176	15.154
Ceuta - CEUTA	1.387	1.391
Extremadura - BADAJOZ	14.934	14.965
Extremadura - CACERES	9.962	9.948
Galicia - CORUÑA, A	43.600	43.357
Galicia - LUGO	7.981	7.949
Galicia - OURENSE	6.680	6.671
Galicia - PONTEVEDRA	30.865	30.822
Islas Baleares - ILLES BALEARS	40.000	40.047
Islas Canarias - PALMAS, LAS	31.529	31.443
Islas Canarias - SANTA CRUZ DE TENERIFE	28.299	28.416
La Rioja - RIOJA, LA	35.604	35.262
Madrid - MADRID	415.253	414.462
Melilla - MELILLA	1.053	1.040
Murcia - MURCIA	55.909	55.800
Navarra - NAVARRA	18.537	18.561
País Vasco - ARABA	8.696	8.685
País Vasco - BIZKAIA	24.460	24.471
País Vasco - GIPUZKOA	14.287	14.329
Valencia - ALICANTE	81.630	81.735
Valencia - CASTELLON	18.308	18.307
Valencia - VALENCIA	113.488	113.310

Accredited Registrars

1.2 Trend in the number of accredited registrars

As with the trend in domains, the number of accredited registrars has also grown significantly, mainly due to the increased domestic demand for “.es” domains.

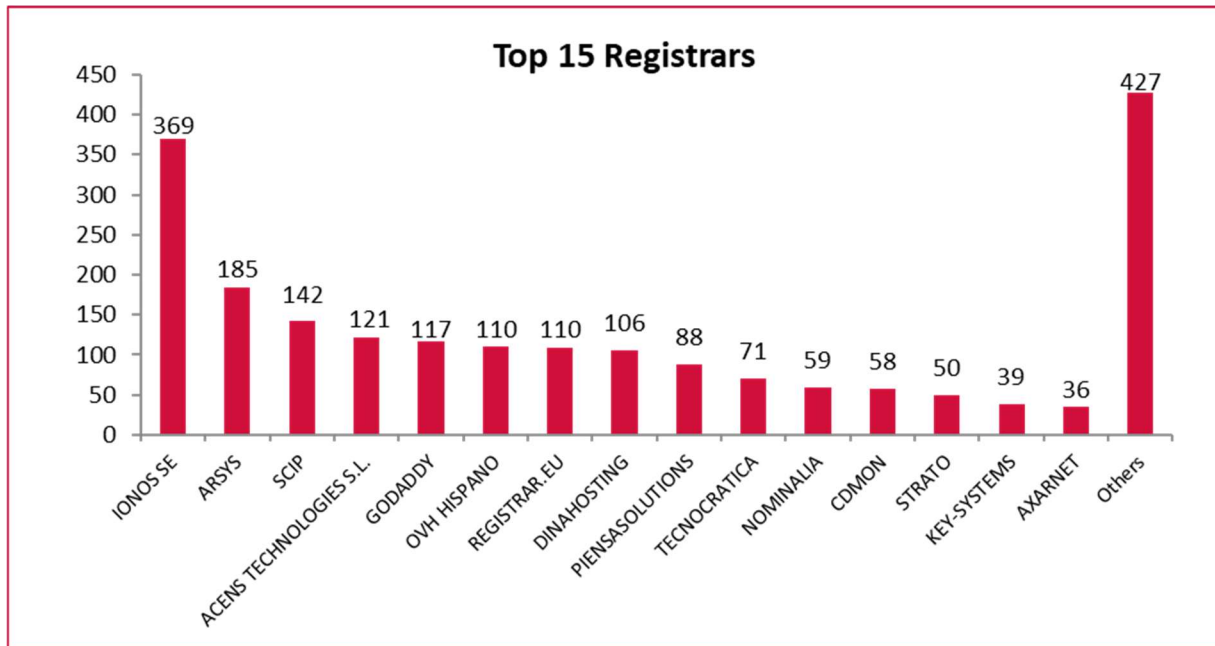


Year	Nr Registrars	Nr of registrars active
2004	12	29
2005	16	45
2006	13	58
2007	7	65
2008	13	78
2009	8	86
2010	11	97
2011	3	100
2012	3	103
2013	-2	101
2014	3	104
2015	-2	102
2016	1	103
2017	-1	102
2018	4	106
2019	2	108
2020	0	108
2021	0	108
2022	2	110
2023	-2	108
mar-24	1	109

1.3 List and domains per accredited registrar

Classification of accredited registrars by number of domains. The figure only shows the 15 registrars with the highest number of domains. The remainders are grouped into the same category ("others").

The figure shows there is a clear concentration in the sector.



Registrars	Domains
IONOS SE	369.311
ARSYS	184.764
SCIP	141.929
ACENS TECHNOLOGIES S.L.	121.295
GODADDY	117.469
OVH HISPANO	110.449
REGISTRAR.EU	109.540
DINAHOSTING	106.201
PIENSASOLUTIONS	87.877
TECNOCRATICA	71.006
NOMINALIA	59.485
CDMON	58.035
STRATO	49.755
KEY-SYSTEMS	39.135
AXARNET	35.764
Others	427.343

