

Public Corporate Entity



red.es

“.es” domain statistics September 2014

October 2014

Index

1	Introduction	3
2	Domains	4
	This section summarises statistical data referring to the composition of domains in the national market, both the country code TLD for Spain (.es) and also other TLDs. 4	
2.1	Distribution of domains in Spain	4
2.2	The “.es” domain	5
2.2.1	Composition of the “.es” domain	5
2.2.2	Change over time of the “.es” domain	6
2.2.2.1	Historical Trend	6
2.2.2.2	Annual trend of active domains (last 12 months)	7
2.2.3	Registration and cancellation of domains	8
2.2.4	Geographical distribution	9
3	Accredited Registrars	10
3.1	Trend in the number of accredited registrar	10
3.2	List and domains per accredited registrar	11

1 INTRODUCTION

The purpose of this statistical data report for **September 2014** is to inform society of the current situation of “.es” domains, providing important and useful information to help those taking current and future decisions.

The **.es** domains register fosters and promotes the use of the “.es” domain as a reference of the Spanish language on internet at an international level, with a potential market of more than 420 million Spanish speakers; it is a **quality** domain, **secure**, **easy to acquire and renew** and with the benefit of added value services such as an **out-of-court dispute resolution procedure**.

In drawing up this report, we have based our findings on information from:

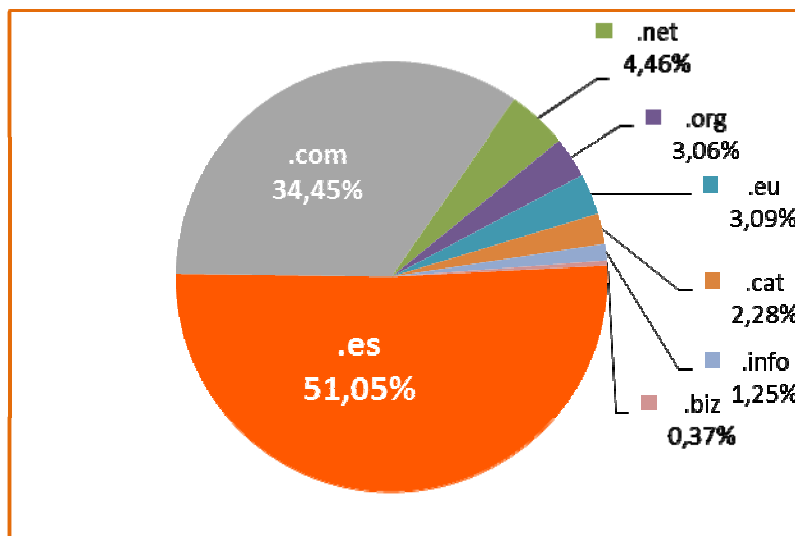
- Webhosting.info, an organization that recompiles statistical data on TLDs at country level.
- Eurid.eu, the registry that manages the .eu country code top-level domain.
- Council of European National Top Level Domain Registries (CENTR).
- The Red.es database.

2 DOMAINS

This section summarises statistical data referring to the composition of domains in the national market, both the country code TLD for Spain (.es) and also other TLDs.

2.1 Distribution of domains in Spain

The figures show the total composition of domains in Spain, numbering over **3,422,012** domains. It shows that the “.es” domain is the most frequently used in Spain, clearly exceeding the “.com” domain.



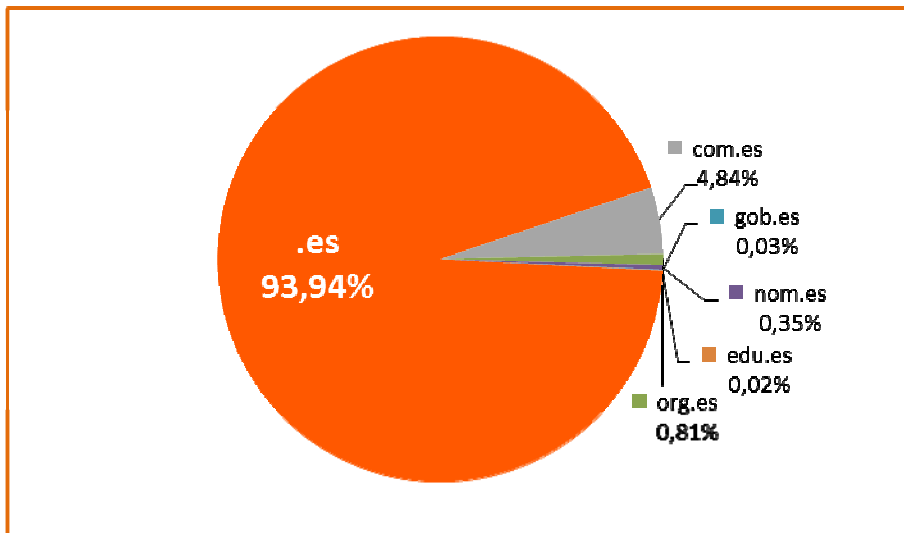
Domains	Number of domains
.es	1,747,002
.com	1,178,810
.net	152,781
.org	104,617
.eu	105,708
.cat	77,860
.info	42,624
.biz	12,610
Total	3,422,012

Source:
-Red.es
-Eurid.eu
- CENTR
- WebHosting

2.2 The “.es” domain

This section focuses on the special features of the “.es” domain with respect to growth, composition, geographical localization, etc.

2.2.1 Composition of the “.es” domain



Domains Composition .es	
TLD	Nr of Domains
es	1,641,092
com.es	84,539
org.es	14,073
nom.es	6,178
gov.es	567
edu.es	430
Total	1,746,879 *

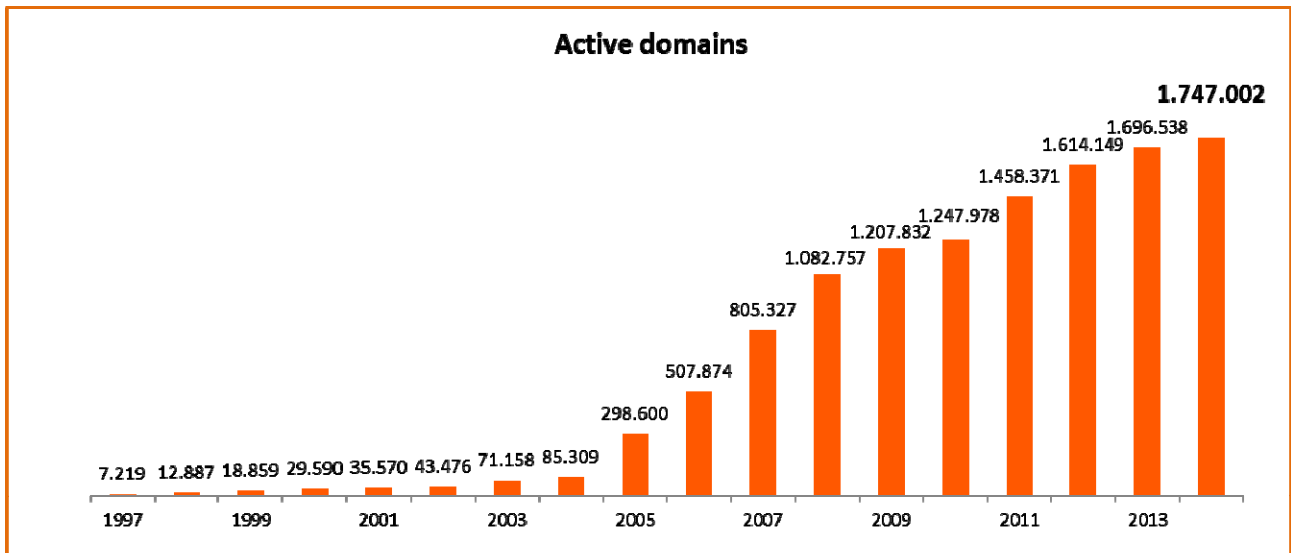
* The total number of domains is different because of the date when the data were taken

Source: Red.es

2.2.2 Change over time of the “.es” domain

The change over time of the “.es” domain is shown over the long and short terms, showing a clearly growing trend in the number of domains registered in recent years.

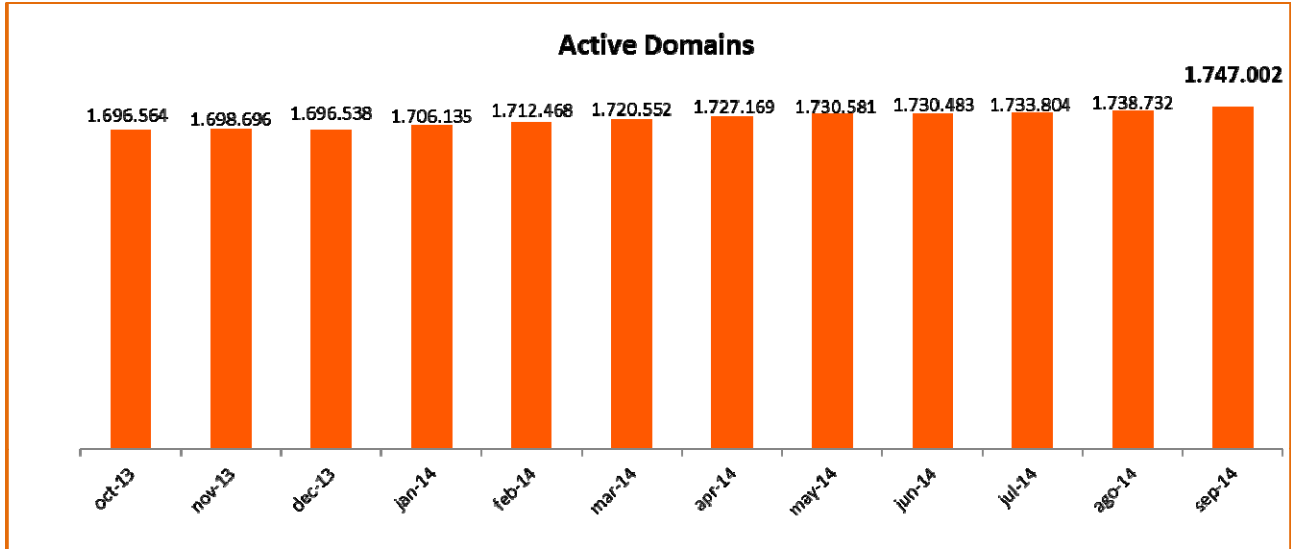
2.2.2.1 Historical Trend



Year	Active Domains
1997	7,219
1998	12,887
1999	18,859
2000	29,590
2001	35,570
2002	43,476
2003	71,158
2004	85,309
2005	298,600
2006	507,874
2007	805,327
2008	1,082,757
2009	1,207,832
2010	1,247,978
2011	1,458,371
2012	1,614,149
2013	1,696,538
sep-2014	1,747,002

Source: Red.es

2.2.2.2 Annual trend of active domains (last 12 months)



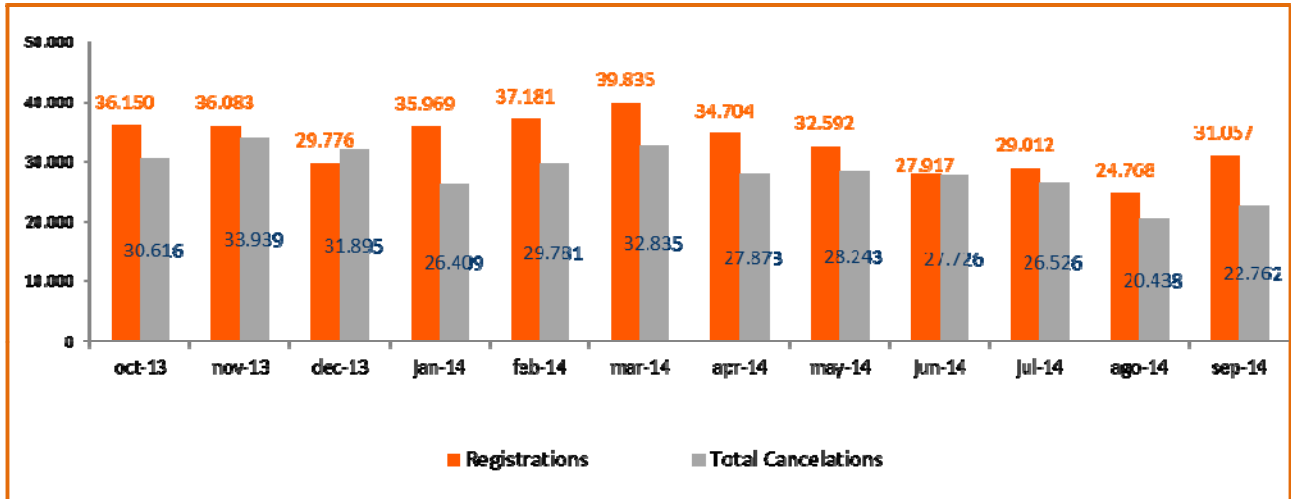
Month	Active Domains
oct-13	1,696,564
nov-13	1,698,696
dec-13	1,696,538
jan-14	1,706,135
feb-14	1,712,468
mar-14	1,720,552
apr-14	1,727,169
may-14	1,730,581
jun-14	1,730,483
jul-14	1,733,804
ago-14	1,738,732
sep-14	1,747,002

Source: Red.es

2.2.3 Registration and cancellation of domains

Cancellation of domains includes cancellation properly speaking plus non-renewal of domains.

The trend shows moderate growth over the last year.



Month	Registrations	Total Cancellations	Cancellations	No renewal
oct-13	36,150	30,616	389	30,227
nov-13	36,083	33,939	362	33,577
dec-13	29,776	31,895	488	31,407
jan-14	35,969	26,409	431	25,978
feb-14	37,181	29,781	382	29,399
mar-14	39,835	32,835	431	32,404
apr-14	34,704	27,873	405	27,468
may-14	32,592	28,243	454	27,789
jun-14	27,917	27,726	540	27,186
jul-14	29,012	26,526	578	25,948
ago-14	24,768	20,438	412	20,026
sep-14	31,057	22,762	430	22,332

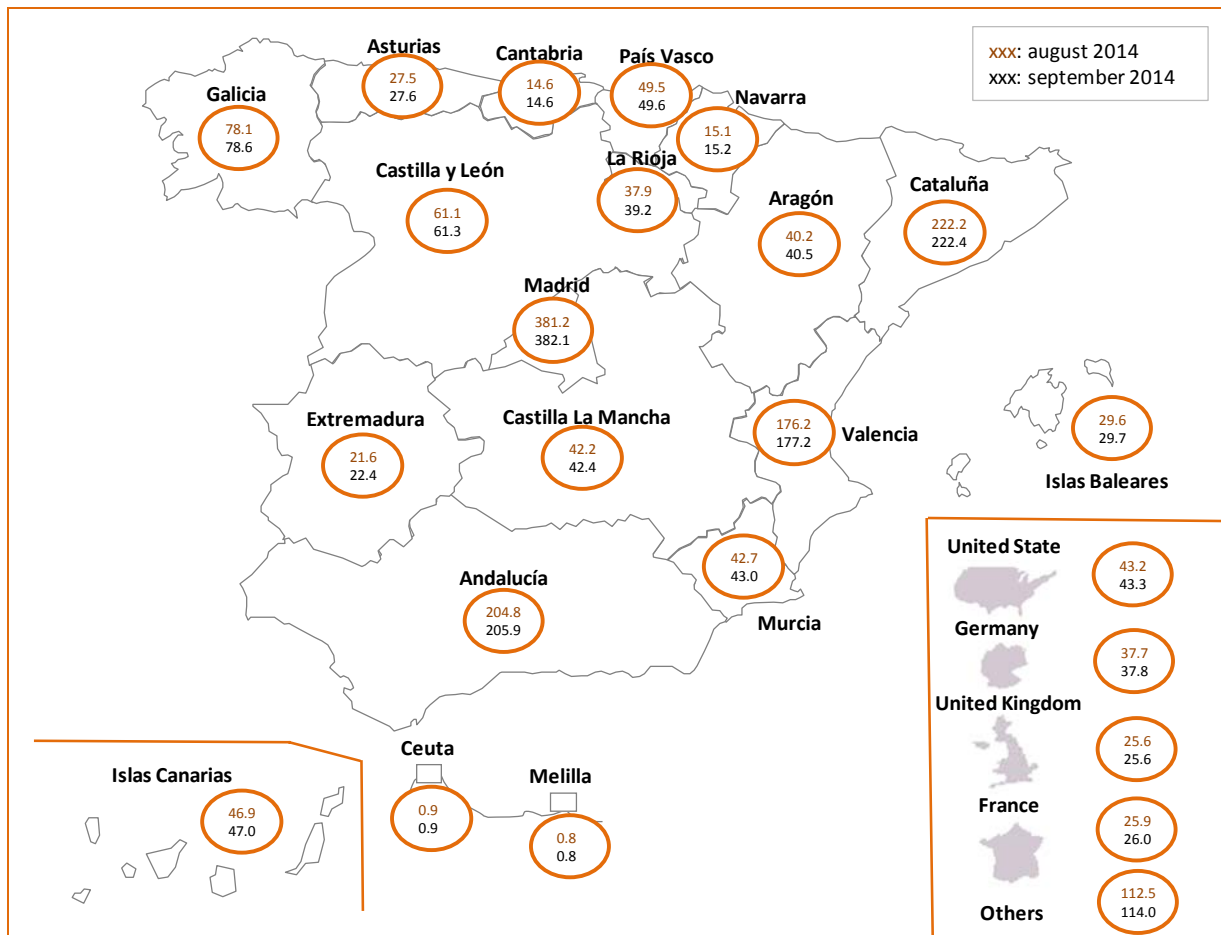
Total cancellations = cancellations + No renewal

Source: Red.es

2.2.4 Geographical distribution

The following map shows the number of active domains by Autonomous Region and by country for countries with significant domain registrations. The data are comparative with respect to the previous month.

The Community of Madrid and Catalonia show the highest concentrations of active domains because population numbers and economic development of these regions are key for domain acquisition.

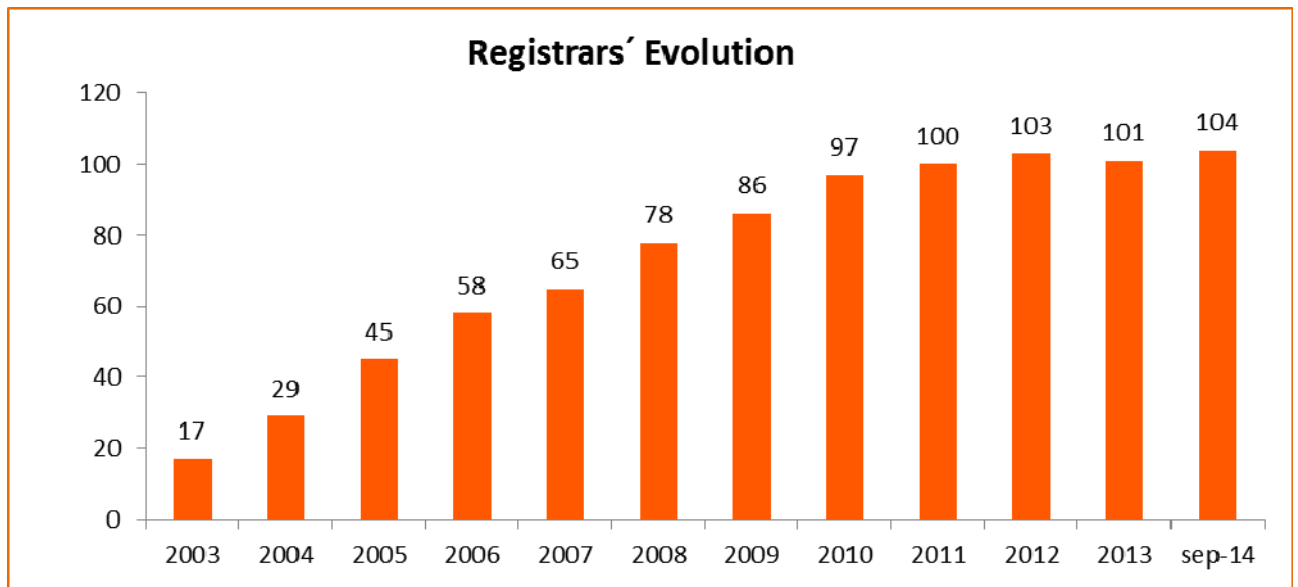


Source: Red.es

3 ACCREDITED REGISTRARS

3.1 Trend in the number of accredited registrar

As with the trend in domains, the number of accredited registrars has also grown significantly, mainly due to the increased domestic demand for “.es” domains.



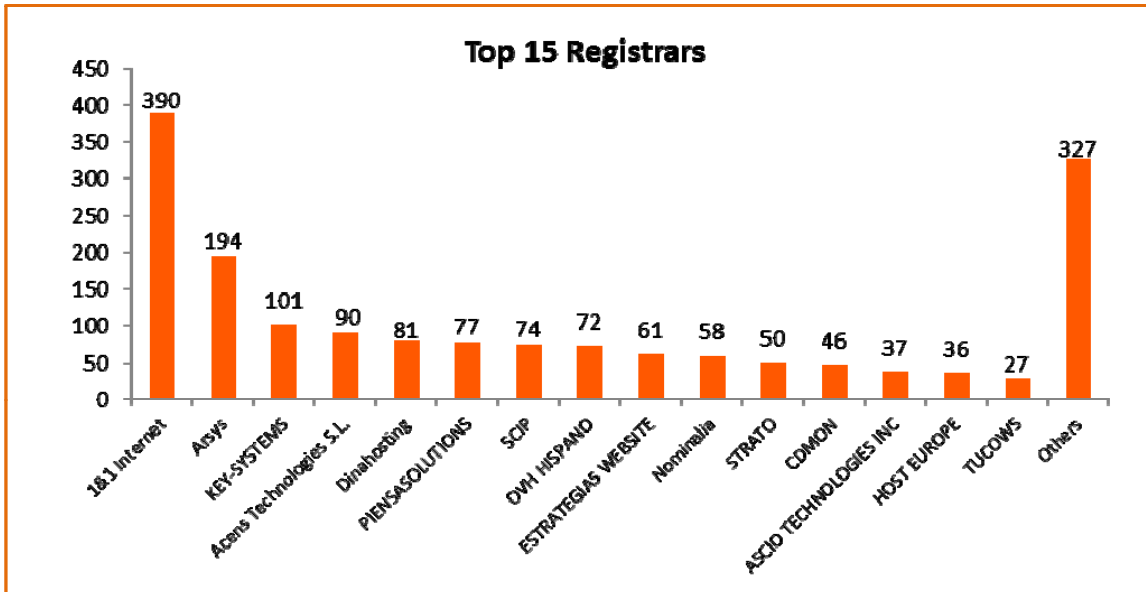
Year	Nr Registrars	Nr of registrars active
2003	17	17
2004	12	29
2005	16	45
2006	13	58
2007	7	65
2008	13	78
2009	8	86
2010	11	97
2011	3	100
2012	3	103
2013	-2	101
sep-14	3	104

Source: Red.es

3.2 List and domains per accredited registrar

Classification of accredited registrars by number of domains. The figure only shows the 15 registrars with the highest number of domains. The remainders are grouped into the same category ("others").

The figure shows there is a clear concentration in the sector.



Data in thousands of domains

Registrars	Domains
1&1 Internet	389,765
Arsys	194,125
KEY-SYSTEMS	100,995
Acens Technologies S.L.	89,628
Dinahosting	80,782
PIENSASOLUTIONS	77,301
SCIP	73,706
OVH HISPANO	71,862
ESTRATEGIAS WEBSITE	61,342
Nominalia	58,345
STRATO	49,631
CDMON	46,181
ASCIO TECHNOLOGIES INC	37,159
HOST EUROPE	35,826
TUCOWS	27,085
Others	327,439

Source: Red.es

An individual breakdown by accredited registrar and by number of domains is shown below:

List of Registrars					
Registrar	Total domains	Registrar	Total domains	Registrar	Total domains
1 1&1 Internet	389.765	36 Register.es	4.650	71 NEUDOMAINS	1.217
2 Arsys	194.125	37 NERION	4.175	72 AVANZAS	1.149
3 KEY-SYSTEMS	100.995	38 NEODIGIT	4.132	73 MESH DIGITAL LIMITED	982
4 Acens Technologies S.L.	89.628	39 HOSPEDAJE Y DOMINIOS	4.092	74 Elzaburu	942
5 Dinahosting	80.782	40 UBILIBET	3.855	75 TUS MARCAS A UN CLICK	792
6 PIENSASOLUTIONS	77.301	41 Instra Corporation	3.774	76 MailClub	787
7 SCIP	73.706	42 ConfigBox	3.540	77 Variomedia	721
8 OVH HISPANO	71.862	43 Marcaria.com	3.520	78 DOMAININFO	706
9 ESTRATEGIAS WEBSITE	61.342	44 WEIS CONSULTING	3.229	79 SANE SYSTEMS	687
10 Nominalia	58.345	45 CENTRORED	3.122	80 PROFESIONALHOSTING	676
11 STRATO	49.631	46 DIGIVAL	2.986	81 J. ISERN PATENTES Y MARCAS	632
12 CDMON	46.181	47 Herrero y Asociados	2.889	82 NEXICA	561
13 ASCIO TECHNOLOGIES INC	37.159	48 EPAG Domainservices	2.823	83 IP MIRROR	465
14 HOST EUROPE	35.826	49 SAFENAMES	2.773	84 NAMEWEB	452
15 TUCOWS	27.085	50 SARENET	2.701	85 IDECNET	431
16 IAPI	24.770	51 DOMAINCLUB	2.648	86 DOMIHOST	424
17 ABANSYS	18.341	52 COMVIVE SERVIDORES	2.612	87 IS-FUN	394
18 HOSTINET	17.180	53 SERDATA	2.541	88 BBONLINE	334
19 EURODNS S.A.	16.435	54 DIGITAL VALUE	2.539	89 123domain.eu	315
20 INTERNETX	16.207	55 WORLD WIDE WEB IBERCOM	2.438	90 HISPANWEB	277
21 INTERDOMINIOS	15.026	56 NOM-IQ LTD.	2.341	91 NETKIA	260
22 REGISTRAR.EU	14.404	57 Nameshield	2.157	92 EASYNET	211
23 CSC Corporate Domains	10.845	58 Nematic	2.122	93 CPS-Datensysteme	199
24 Gandi	10.168	59 SERVEISWEB	2.101	94 INDOM	161
25 WEBFUSION	9.089	60 NETIM	1.961	95 TU DOMINIO	146
26 DIRECTI	8.973	61 ARRAKIS-BT	1.928	96 CHIVALGES S.L.	134
27 AXARNET	8.528	62 COMALIS	1.811	97 Planetdomain	119
28 LOADING	8.455	63 Impresiones Web	1.744	98 Documentdata	99
29 MarkMonitor	7.645	64 Active 24	1.624	99 United Domains	7
30 Entorno Digital	7.633	65 DOMENESHOP	1.543	100 NIDOMA	3
31 Realtime Register B.V.	7.214	66 InterNetworX	1.466	101 SIOSI	1
32 Internet Names	5.814	67 PONS PATENTES Y MARCAS INT.	1.389	102 NAMEBAY SAM	0
33 PDR LTD	5.581	68 CLARKE, MODET AND CO	1.374	103 REGISTER.COM	0
34 NAMECASE	5.068	69 ARGORED	1.263	104 REGISTRYGATE	0
35 INFORTELECOM HOSTING	4.662	70 CORE ICR	1.254		

Source: Red.es