

Public Corporate Entity



red.es

".es" domain statistics September 2013

October 2013

Index

1	Introduction	3
2	Domains	4
	This section summarises statistical data referring to the composition of domains in the national market, both the country code TLD for Spain (.es) and also other TLDs.	
		4
2.1	Distribution of domains in Spain	4
2.2	The “.es” domain	5
2.2.1	Composition of the “.es” domain	5
2.2.2	Change over time of the “.es” domain	6
2.2.2.1	Historical Trend	6
2.2.2.2	Annual trend of active domains (last 12 months)	7
2.2.3	Registration and cancellation of domains	8
2.2.4	Geographical distribution	9
3	Accredited Registrars	10
3.1	Trend in the number of accredited registrar	10
3.2	List and domains per accredited registrar	11

Red.es			Version: 1.0
	Created by: Dominios.es	Date: October 2013	Page 2 de 12

1 INTRODUCTION

The purpose of this statistical data report for **August 2013**, is to inform society of the current situation of “.es” domains, providing important and useful information to help those taking current and future decisions.

The .es domains register fosters and promotes the use of the “.es” domain as a reference of the Spanish language on internet at an international level, with a potential market of more than 400 million Spanish speakers; it is a **quality domain, secure, easy to acquire and renew** and with the benefit of added value services such as an **out-of-court dispute resolution procedure**.

In drawing up this report, we have based our findings on information from:

- Webhosting.info, an organization that recompiles statistical data on TLDs at country level.
- Eurid.eu, the registry that manages the .eu country code top-level domain.
- Fundació puntCAT, the registry that manages the .cat domain.
- The Red.es database.

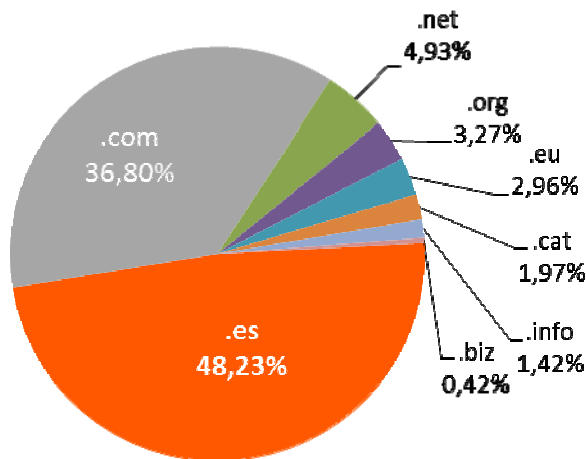
Red.es			Version: 1.0
	Created by: Dominios.es	Date: October 2013	Page 3 de 12

2 DOMAINS

This section summarises statistical data referring to the composition of domains in the national market, both the country code TLD for Spain (.es) and also other TLDs.

2.1 Distribution of domains in Spain

The figures show the total composition of domains in Spain, numbering over **3,506,437** domains. It shows that the “.es” domain is the most frequently used in Spain, clearly exceeding the “.com” domain.



Domains	Number of domains
.es	1.691.030
.com	1.290.471
.net	172.925
.org	114.601
.eu	103.816
.cat	69.083
.info	49.709
.biz	14.802
Total	3.506.437

Source:

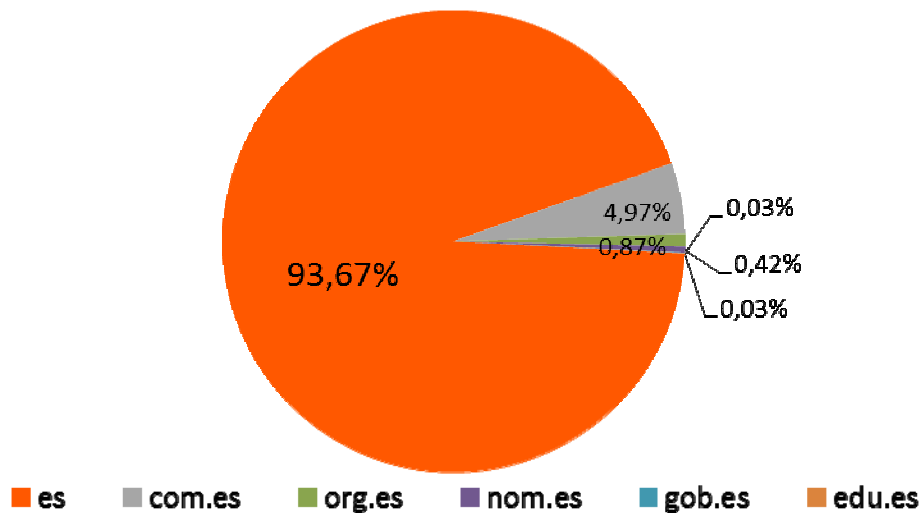
- Red.es
- Eurid.eu
- Fundació puntCAT
- WebHosting

Red.es			Version: 1.0
	Created by: Dominios.es	Date: October 2013	Page 4 de 12

2.2 The “.es” domain

This section focuses on the special features of the “.es” domain with respect to growth, composition, geographical localization, etc.

2.2.1 Composition of the “.es” domain



Domains Composition	
TLD	Nr of Domains
es	1.583.988
com.es	84.102
org.es	14.765
nom.es	7.115
gob.es	547
edu.es	430
Total	1.690.947 *

* The total number of “.es” domains is different because of the date when the data were taken

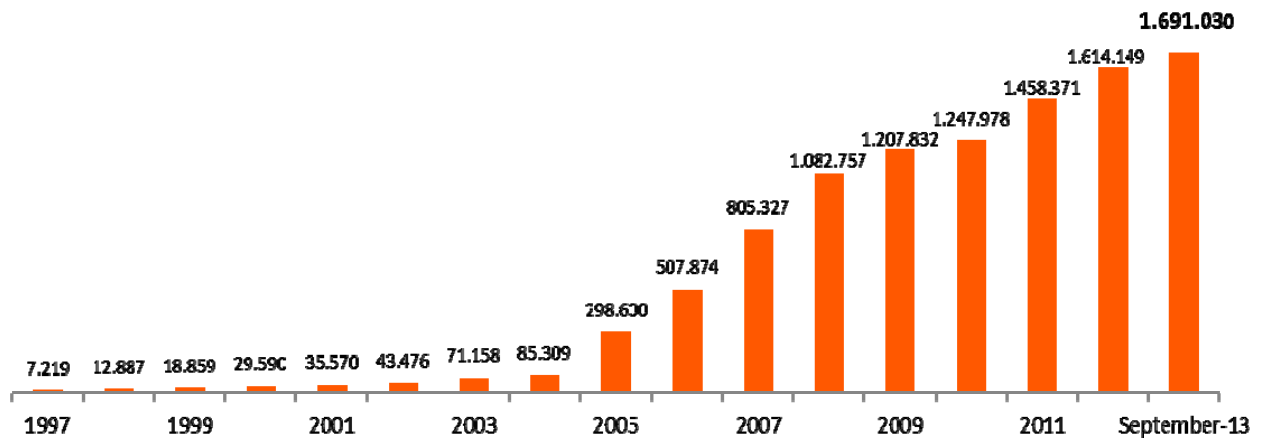
Source: Red.es

2.2.2 Change over time of the “.es” domain

The change over time of the “.es” domain is shown over the long and short terms, showing a clearly growing trend in the number of domains registered in recent years.

2.2.2.1 Historical Trend

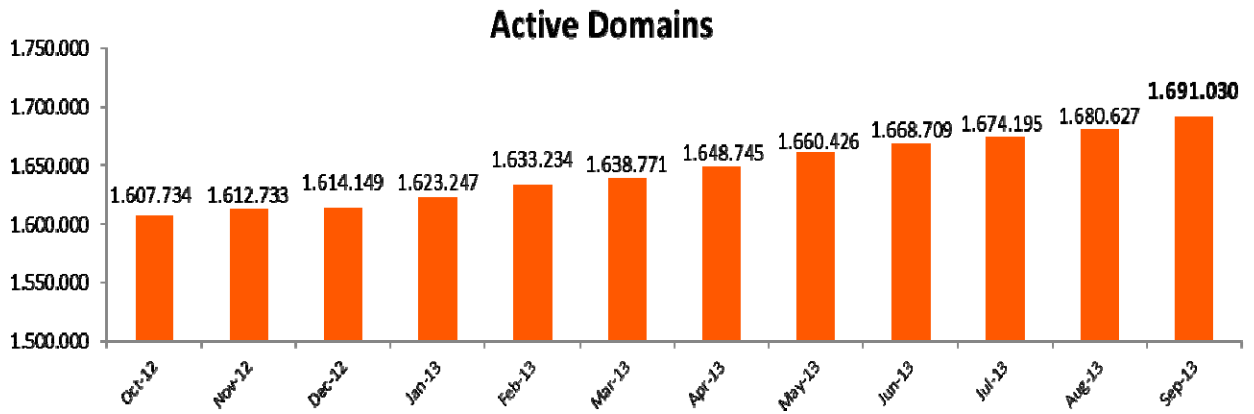
Active domains



Year	Active Domains
1997	7.219
1998	12.887
1999	18.859
2000	29.590
2001	35.570
2002	43.476
2003	71.158
2004	85.309
2005	298.600
2006	507.874
2007	805.327
2008	1.082.757
2009	1.207.832
2010	1.247.978
2011	1.458.371
2012	1.614.149
September-13	1.691.030

Source: Red.es

2.2.2.2 Annual trend of active domains (last 12 months)



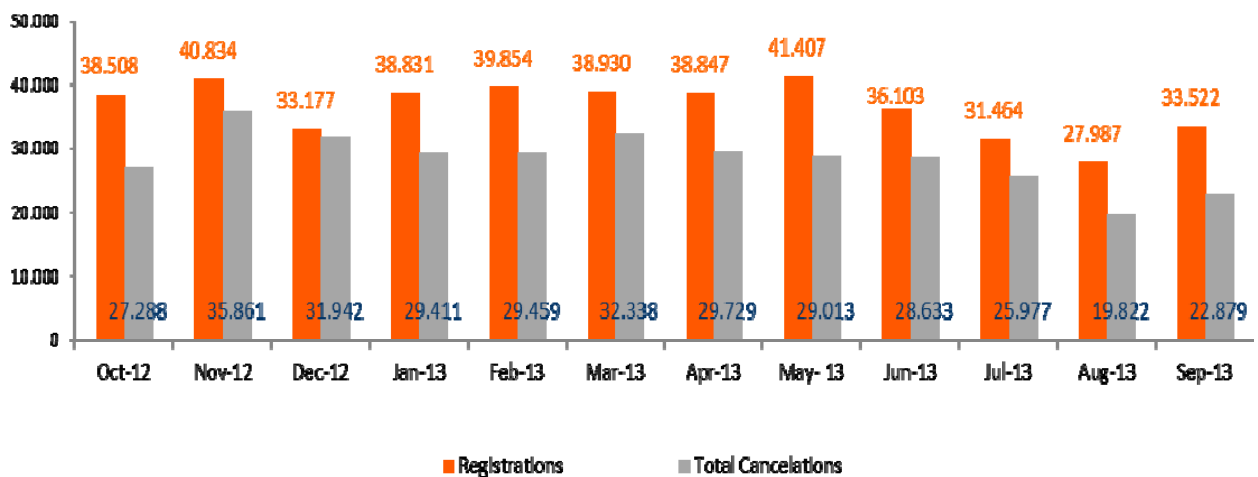
Month	Active Domains
Oct-12	1.607.734
Novr-12	1.612.733
De-12	1.614.149
Jan-13	1.623.247
Feb-13	1.633.234
Mar-13	1.638.771
Apr-13	1.648.745
May-13	1.660.426
Jun-13	1.668.709
Jul-13	1.674.195
Aug-13	1.680.627
Sep-13	1.691.030

Source: Red.es

2.2.3 Registration and cancellation of domains

Cancellation of domains includes cancellation properly speaking plus non-renewal of domains.

The trend shows moderate growth over the last year.



Month	Registrations	Total Cancellations	Cancellations	No renewal
Oct-12	38.508	27.288	309	26.979
Nov-12	40.834	35.861	363	35.498
Dec-12	33.177	31.942	353	31.589
Jan-13	38.831	29.411	336	29.075
Feb-13	39.854	29.459	424	29.035
Mar-13	38.930	32.338	473	31.865
Apr-13	38.847	29.729	525	29.204
May-13	41.407	29.013	309	28.704
Jun-13	36.103	28.633	328	28.305
Jul-13	31.464	25.977	335	25.642
Aug-13	27.987	19.822	302	19.520
Sep-13	33.522	22.879	277	22.602

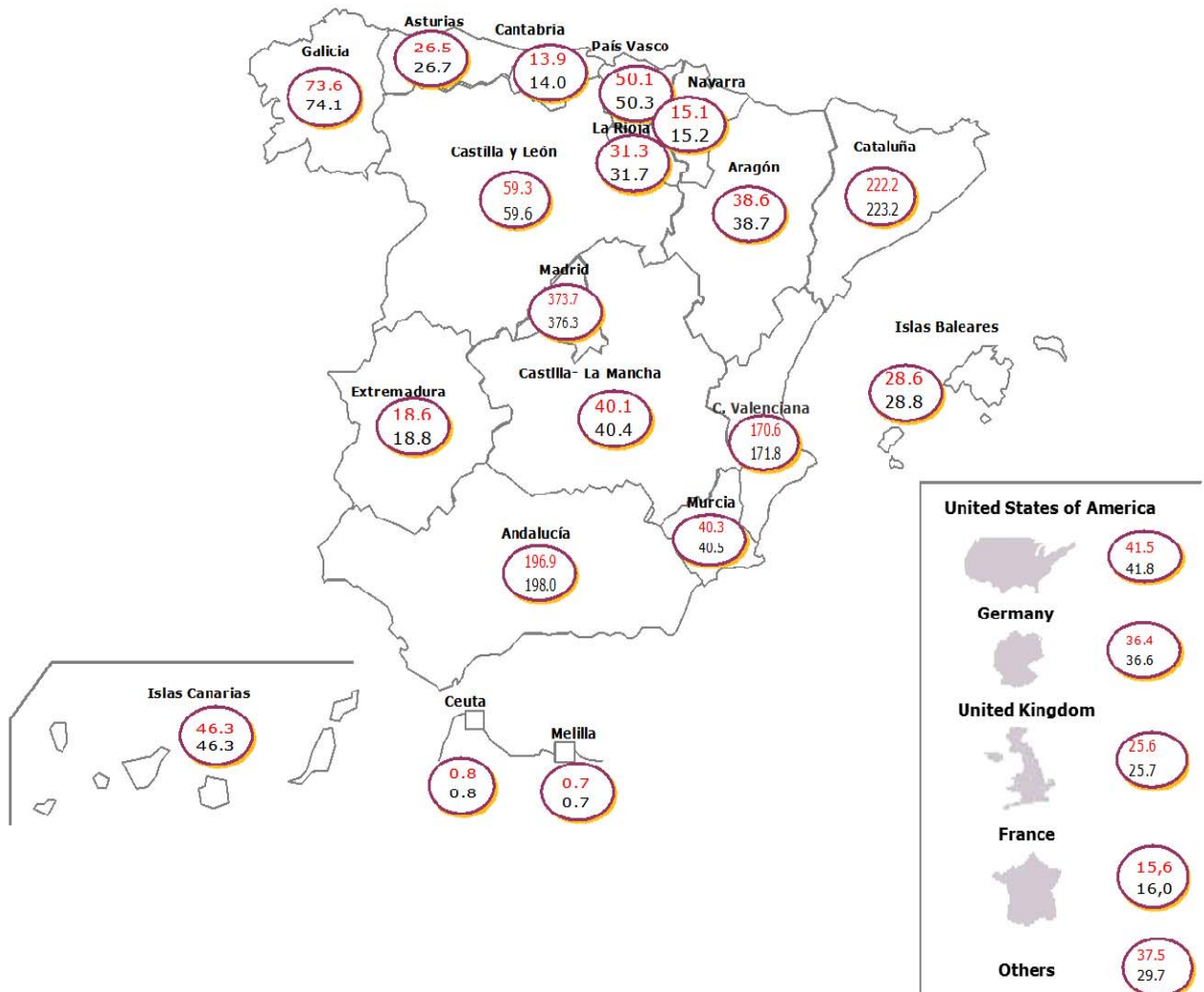
Total cancellations = cancellations + No renewal

Source: Red.es

2.2.4 Geographical distribution

The following map shows the number of active domains by Autonomous Region and by country for countries with significant domain registrations. The data are comparative with respect to the previous month.

The Community of Madrid and Catalonia show the highest concentrations of active domains because population numbers and economic development of these regions are key for domain acquisition.



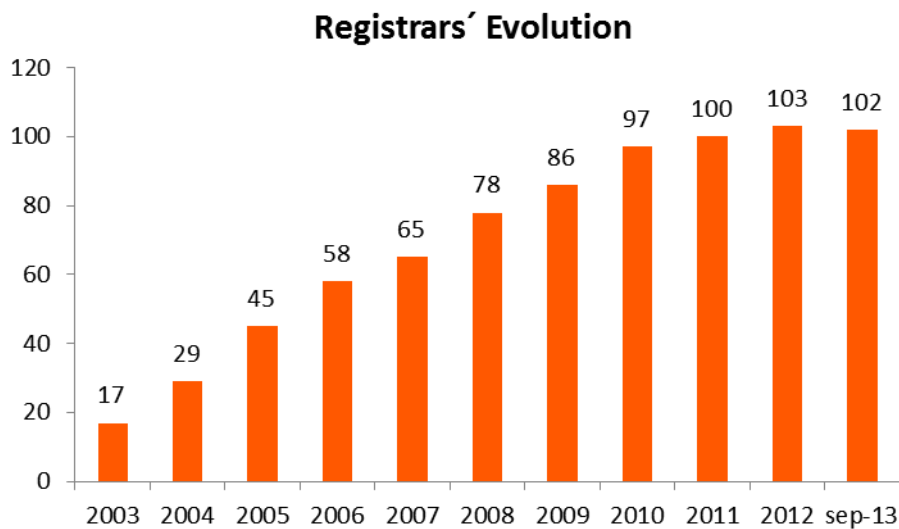
Source: Red.es

Red.es			Version: 1.0
	Created by: Dominios.es	Date: October 2013	Page 9 de 12

3 ACCREDITED REGISTRARS

3.1 Trend in the number of accredited registrar

As with the trend in domains, the number of accredited registrars has also grown significantly, mainly due to the increased domestic demand for “.es” domains.



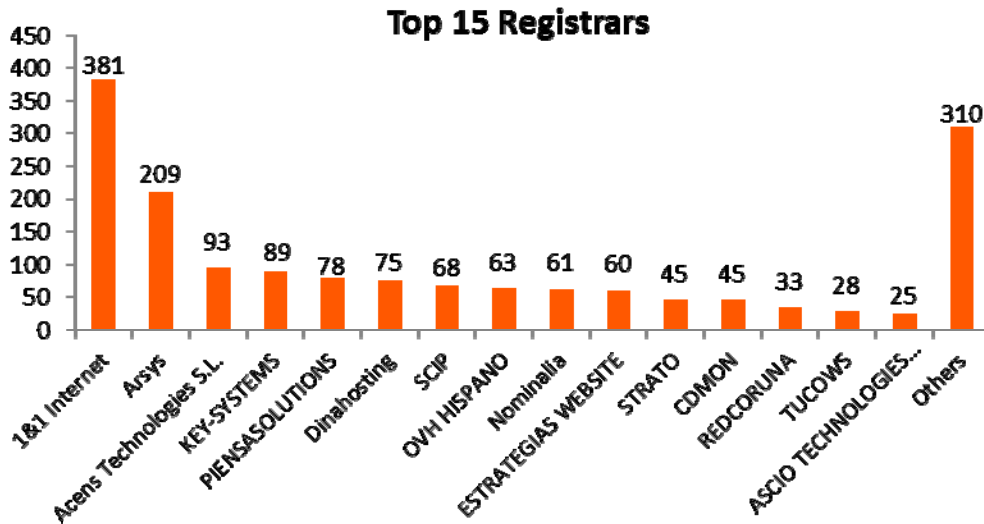
Year	Nr Registrars	Nr of registrars active
2003	17	17
2004	12	29
2005	16	45
2006	13	58
2007	7	65
2008	13	78
2009	8	86
2010	11	97
2011	3	100
2012	3	103
sep-13	1	102

Source: Red.es

3.2 List and domains per accredited registrar

Classification of accredited registrars by number of domains. The figure only shows the 15 registrars with the highest number of domains. The remainders are grouped into the same category ("others").

The figure shows there is a clear concentration in the sector.



Data in thousands of domains

Registrars	Domains
1&1 Internet	381.280
Arsys	209.204
Acens Technologies S.L.	93.437
KEY-SYSTEMS	89.205
PIENSASOLUTIONS	78.198
Dinahosting	74.568
SCIP	67.830
OVH HISPANO	62.812
Nominalia	61.047
ESTRATEGIAS WEBSITE	59.842
STRATO	44.601
CDMON	44.530
REDCORUNA	32.961
TUCOWS	27.703
ASCIO TECHNOLOGIES INC	24.785
Others	309.785

Source: Red.es

An individual breakdown by accredited registrar and by number of domains is shown below:

List of Registrars					
Registrar	Total domains	Registrar	Total domains	Registrar	Total domains
1 1&1 Internet	381.280	36 WEIS CONSULTING	4.235	71 TUS MARCAS A UN CLICK	957
2 Arsys	209.204	37 NERION	4.039	72 MailClub	810
3 Acens Technologies S.L.	93.437	38 UBILIBET	3.816	73 MESH DIGITAL LIMITED	802
4 KEY-SYSTEMS	89.205	39 Instra Corporation	3.578	74 Variomedia	735
5 PIENSASOLUTIONS	78.198	40 DOMAINCLUB	3.385	75 SANE SYSTEMS	699
6 Dinahosting	74.568	41 CENTRORED	3.366	76 DOMAININFO	678
7 SCIP	67.830	42 ConfigBox	3.309	77 J. ISERN PATENTES Y MARCAS	626
8 OVH HISPANO	62.812	43 DIGIVAL	3.219	78 NEXICA	611
9 Nominalia	61.047	44 Marcaria.com	3.211	79 DOMIHOST	451
10 ESTRATEGIAS WEBSITE	59.842	45 Herrero y Asociados	3.163	80 IDECNET	450
11 STRATO	44.601	46 Impresiones Web	2.966	81 NAMEWEB	423
12 CDMON	44.530	47 SARENET	2.762	82 IP MIRROR	392
13 REDCORUNA	32.961	48 WORLD WIDE WEB IBERCOM	2.712	83 IS-FUN	346
14 TUCOWS	27.703	49 INFORTELECOM HOSTING	2.638	84 BBONLINE	332
15 ASCIO TECHNOLOGIES INC	24.785	50 DIGITAL VALUE	2.575	85 123domain.eu	312
16 HOSTINET	22.708	51 SERDATA	2.474	86 EASYNET	309
17 EURODNS S.A.	20.896	52 SAFENAMES	2.437	87 HISPANWEB	268
18 ABANSYS	19.569	53 SERVEISWEB	2.431	88 Planetdomain	230
19 1API	18.215	54 COMVIVE SERVIDORES	2.426	89 INDOM	164
20 INTERNETX	15.669	55 Nameshield	2.376	90 TU DOMINIO	164
21 INTERDOMINIOS	14.890	56 EPAG Domainservices	2.357	91 Documentdata	148
22 DIRECTI	11.311	57 Nematic	2.278	92 CHIVALGES S.L.	127
23 CSC Corporate Domains	9.998	58 ARRAKIS-BT	2.246	93 NETKIA	127
24 Gandi	9.967	59 NETIM	1.991	94 CPS-Datensysteme	110
25 WEBFUSION	8.942	60 COMALIS	1.759	95 NAMECASE	104
26 Internet Names	8.666	61 NOM-IQ LTD.	1.531	96 SIOSI	19
27 Entorno Digital	8.011	62 Active 24	1.516	97 IGARCOM INTERNET S.L.	5
28 AXARNET	7.366	63 InterNetworX	1.486	98 NAME.COM	0
29 MarkMonitor	7.208	64 PONS PATENTES Y MARCAS INT.	1.420	99 NAMEBAY SAM	0
30 REGISTRAR.EU	6.955	65 ARGORED	1.413	100 REGISTER.COM	0
31 Realtime Register B.V.	5.822	66 CLARKE, MODET AND CO	1.385	101 UNITED DOMAINS	0
32 LOADING	4.888	67 CORE ICR	1.267	102 PDR	0
33 NEODIGIT	4.535	68 DOMENESHOP	1.102		
34 Register.es	4.524	69 Elzaburu	1.051		
35 HOSPEDAJE Y DOMINIOS	4.345	70 AVANZAS	981		

Source: Red.es