

Public Corporate Entity



red.es

“.es” domain statistics October 2014

November 2014

Index

1	Introduction	3
2	Domains	4
	This section summarises statistical data referring to the composition of domains in the national market, both the country code TLD for Spain (.es) and also other TLDs. 4	
2.1	Distribution of domains in Spain	4
2.2	The “.es” domain.....	5
2.2.1	Composition of the “.es” domain.....	5
2.2.2	Change over time of the “.es” domain.....	6
2.2.2.1	Historical Trend	6
2.2.2.2	Annual trend of active domains (last 12 months).....	7
2.2.3	Registration and cancellation of domains.....	8
2.2.4	Geographical distribution.....	9
3	Accredited Registrars	10
3.1	Trend in the number of accredited registrar.....	10
3.2	List and domains per accredited registrar.....	11

1 INTRODUCTION

The purpose of this statistical data report for **October 2014** is to inform society of the current situation of “.es” domains, providing important and useful information to help those taking current and future decisions.

The **.es** domains register fosters and promotes the use of the “.es” domain as a reference of the Spanish language on internet at an international level, with a potential market of more than 420 million Spanish speakers; it is a **quality** domain, **secure**, **easy to acquire and renew** and with the benefit of added value services such as an **out-of-court dispute resolution procedure**.

In drawing up this report, we have based our findings on information from:

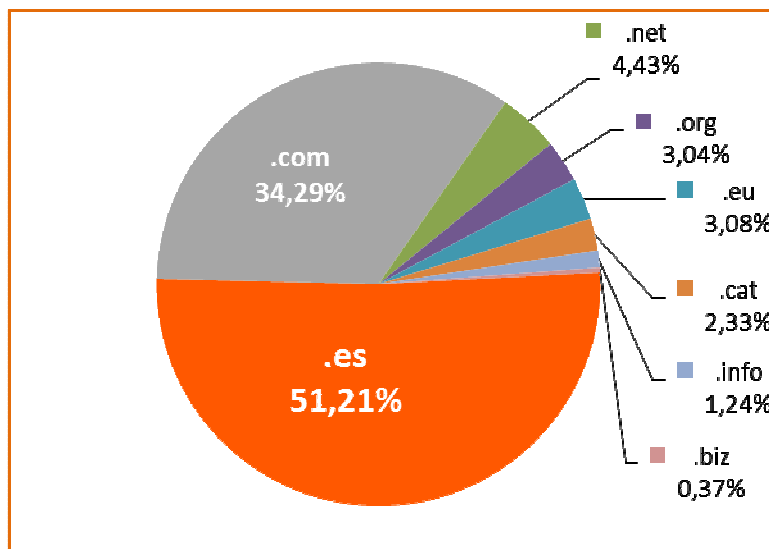
- Webhosting.info, an organization that recompiles statistical data on TLDs at country level.
- Eurid.eu, the registry that manages the .eu country code top-level domain.
- Council of European National Top Level Domain Registries (CENTR).
- The Red.es database.

2 DOMAINS

This section summarises statistical data referring to the composition of domains in the national market, both the country code TLD for Spain (.es) and also other TLDs.

2.1 Distribution of domains in Spain

The figures show the total composition of domains in Spain, numbering over **3,424,945** domains. It shows that the “.es” domain is the most frequently used in Spain, clearly exceeding the “.com” domain.



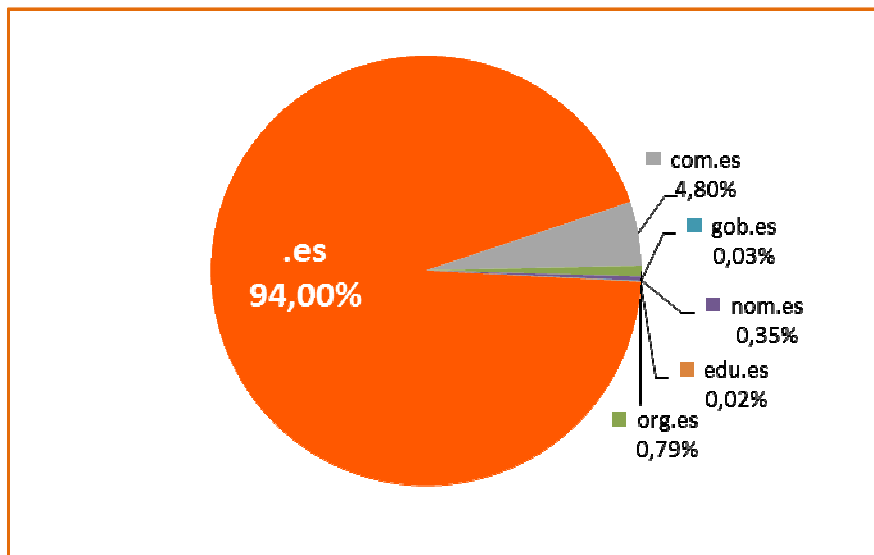
Domains	Number of domains
.es	1,753,954
.com	1,174,507
.net	151,883
.org	104,248
.eu	105,492
.cat	79,963
.info	42,366
.biz	12,532
Total	3,424,945

Source:
- Red.es
- Eurid.eu
- CENTR
- WebHosting

2.2 The “.es” domain

This section focuses on the special features of the “.es” domain with respect to growth, composition, geographical localization, etc.

2.2.1 Composition of the “.es” domain



Domains Composition .es	
TLD	Nr of Domains
es	1,648,746
com.es	84,179
org.es	13,922
nom.es	6,074
gob.es	568
edu.es	432
Total	1,753,921 *

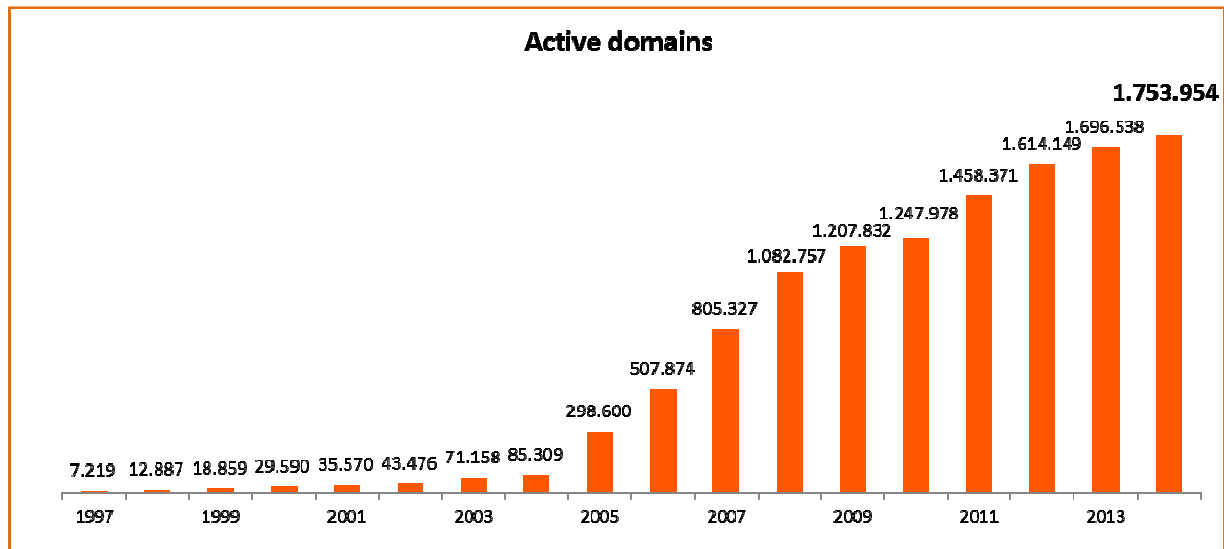
* The total number of domains is different because of the date when the data were taken

Source: Red.es

2.2.2 Change over time of the “.es” domain

The change over time of the “.es” domain is shown over the long and short terms, showing a clearly growing trend in the number of domains registered in recent years.

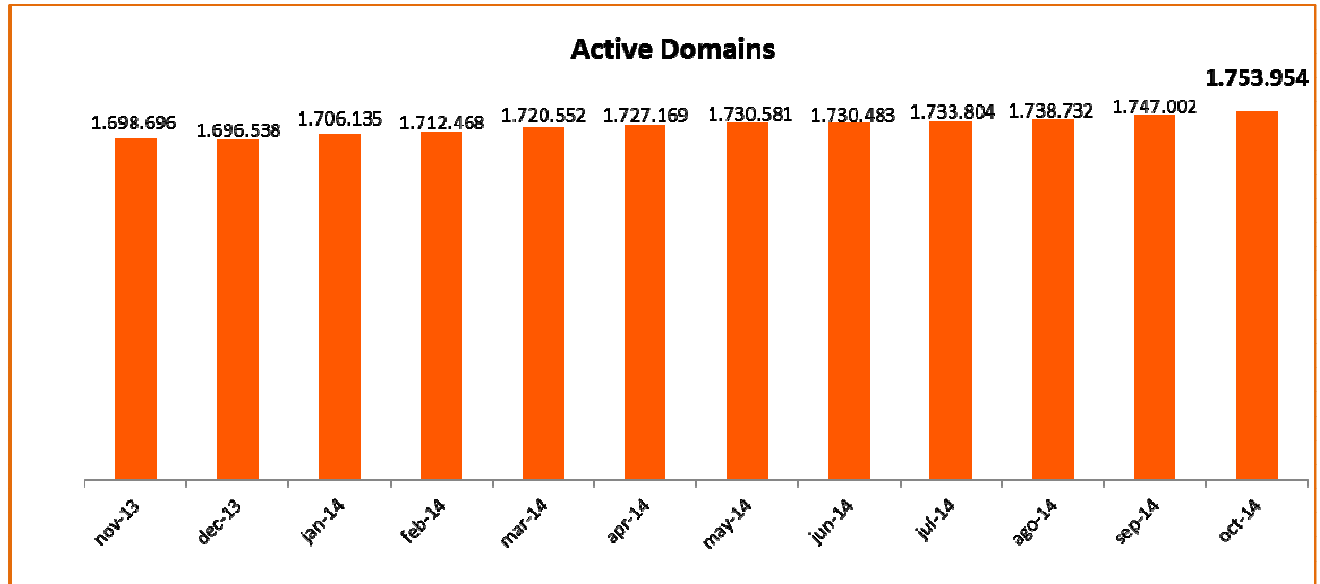
2.2.2.1 Historical Trend



Year	Active Domains
1997	7,219
1998	12,887
1999	18,859
2000	29,590
2001	35,570
2002	43,476
2003	71,158
2004	85,309
2005	298,600
2006	507,874
2007	805,327
2008	1,082,757
2009	1,207,832
2010	1,247,978
2011	1,458,371
2012	1,614,149
2013	1,696,538
oct-2014	1,753,954

Source: Red.es

2.2.2.2 Annual trend of active domains (last 12 months)



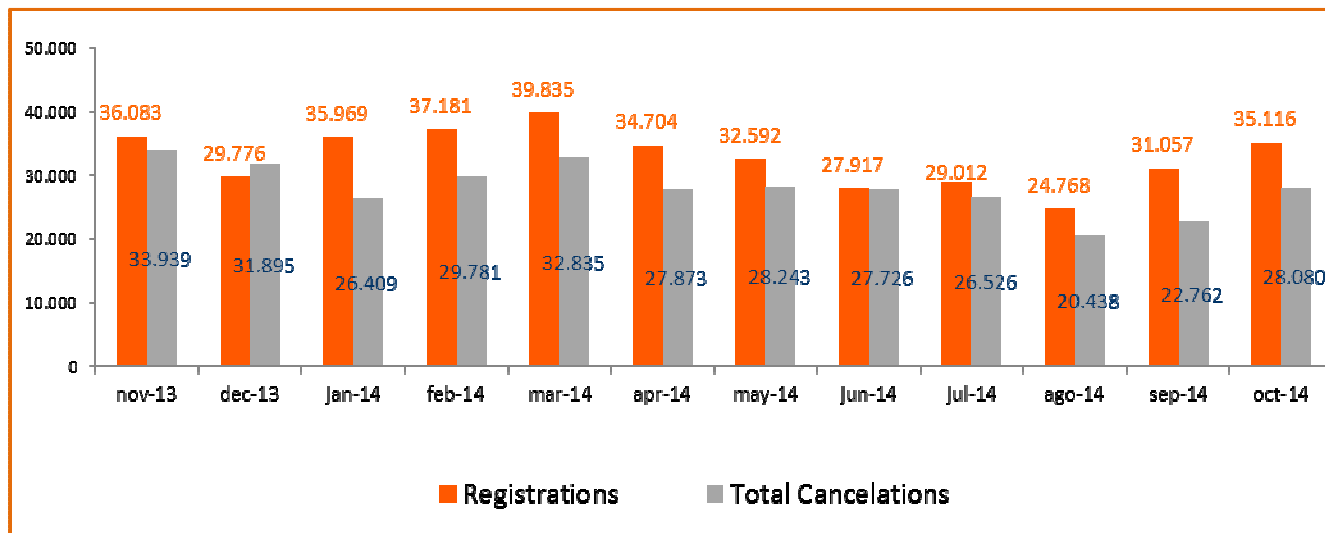
Month	Active Domains
nov-13	1,698,696
dec-13	1,696,538
jan-14	1,706,135
feb-14	1,712,468
mar-14	1,720,552
apr-14	1,727,169
may-14	1,730,581
jun-14	1,730,483
jul-14	1,733,804
ago-14	1,738,732
sep-14	1,747,002
oct-14	1,753,954

Source: Red.es

2.2.3 Registration and cancellation of domains

Cancellation of domains includes cancellation properly speaking plus non-renewal of domains.

The trend shows moderate growth over the last year.



Month	Registrations	Total Cancellations	Cancellations	No renewal
nov-13	36,083	33,939	362	33,577
dec-13	29,776	31,895	488	31,407
jan-14	35,969	26,409	431	25,978
feb-14	37,181	29,781	382	29,399
mar-14	39,835	32,835	431	32,404
apr-14	34,704	27,873	405	27,468
may-14	32,592	28,243	454	27,789
jun-14	27,917	27,726	540	27,186
jul-14	29,012	26,526	578	25,948
ago-14	24,768	20,438	412	20,026
sep-14	31,057	22,762	430	22,332
oct-14	35,116	28,080	644	27,436

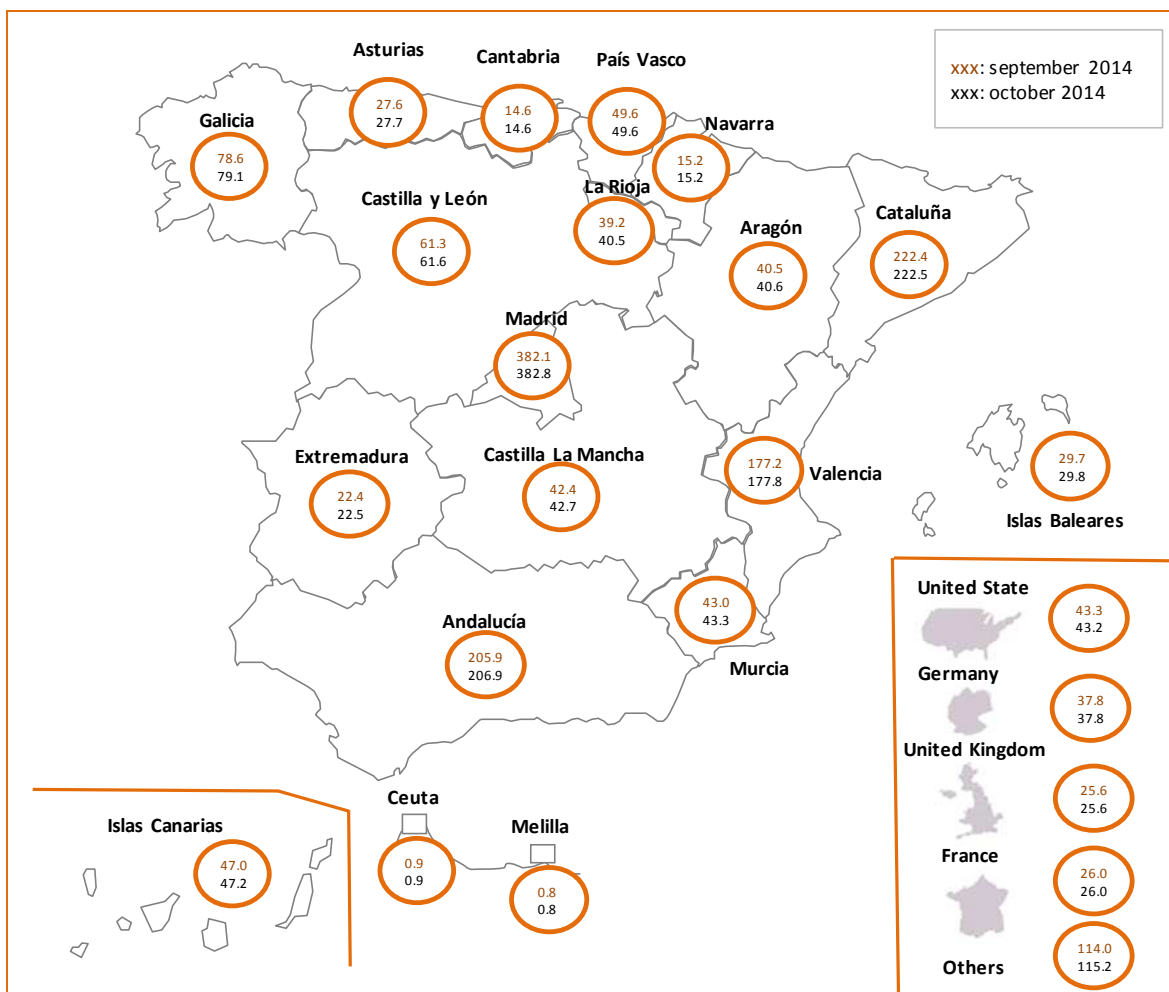
Total cancellations = cancellations + No renewal

Source: Red.es

2.2.4 Geographical distribution

The following map shows the number of active domains by Autonomous Region and by country for countries with significant domain registrations. The data are comparative with respect to the previous month.

The Community of Madrid and Catalonia show the highest concentrations of active domains because population numbers and economic development of these regions are key for domain acquisition.

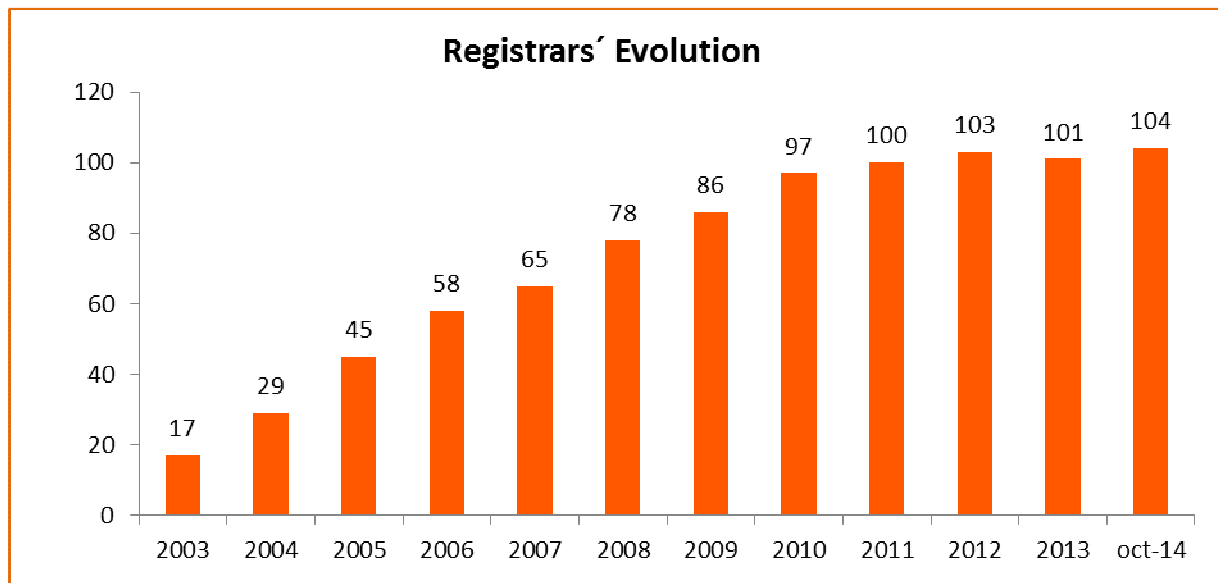


Source: Red.es

3 ACCREDITED REGISTRARS

3.1 Trend in the number of accredited registrar

As with the trend in domains, the number of accredited registrars has also grown significantly, mainly due to the increased domestic demand for “.es” domains.



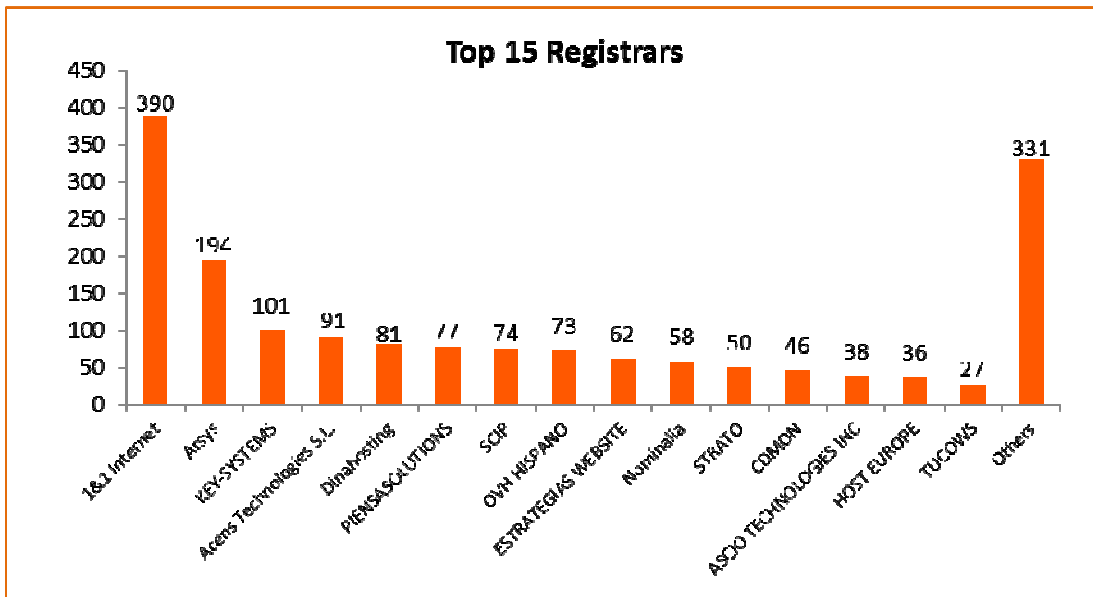
Year	Nr Registrars	Nr of registrars active
2003	17	17
2004	12	29
2005	16	45
2006	13	58
2007	7	65
2008	13	78
2009	8	86
2010	11	97
2011	3	100
2012	3	103
2013	-2	101
oct-14	3	104

Source: Red.es

3.2 List and domains per accredited registrar

Classification of accredited registrars by number of domains. The figure only shows the 15 registrars with the highest number of domains. The remainders are grouped into the same category ("others").

The figure shows there is a clear concentration in the sector.



Data in thousands of domains

Registrars	Domains
1&1 Internet	389,933
ArSYS	193,888
KEY-SYSTEMS	100,741
Acens Technologies S.L.	90,566
Dinahosting	81,366
PIENSASOLUTIONS	77,080
SCIP	74,279
OVH HISPANO	72,556
ESTRATEGIAS WEBSITE	61,690
Nominalia	58,264
STRATO	50,188
CDMON	46,381
ASCIO TECHNOLOGIES INC	37,608
HOST EUROPE	36,150
TUCOWS	27,213
Others	330,570

Source: Red.es

An individual breakdown by accredited registrar and by number of domains is shown below:

List of Registrars					
Registrar	Total domains	Registrar	Total domains	Registrar	Total domains
1 1&1 Internet	389.933	36 Register.es	4.622	71 NEUDOMAINS	1.201
2 Arsys	193.888	37 NEODIGIT	4.225	72 AVANZAS	1.177
3 KEY-SYSTEMS	100.741	38 NERION	4.198	73 United Domains	1.048
4 Acens Technologies S.L.	90.566	39 HOSPEDAJE Y DOMINIOS	4.106	74 MESH DIGITAL LIMITED	996
5 Dinahosting	81.366	40 UBILIBET	3.811	75 Elzaburu	935
6 PIENSASOLUTIONS	77.080	41 Instra Corporation	3.799	76 PROFESIONALHOSTING	912
7 SCIP	74.279	42 ConfigBox	3.535	77 MailClub	793
8 OVH HISPANO	72.556	43 Marcaria.com	3.499	78 TUS MARCAS A UN CLICK	790
9 ESTRATEGIAS WEBSITE	61.690	44 WEIS CONSULTING	3.209	79 Variomedia	722
10 Nominalia	58.264	45 CENTRORED	3.155	80 DOMAININFO	701
11 STRATO	50.188	46 DIGIVAL	2.985	81 SANE SYSTEMS	687
12 CDMON	46.381	47 Herrero y Asociados	2.877	82 J. ISERN PATENTES Y MARCAS	630
13 ASCIO TECHNOLOGIES INC	37.608	48 EPAG Domainservices	2.845	83 NEXICA	559
14 HOST EUROPE	36.150	49 SAFENAMES	2.782	84 IP MIRROR	465
15 TUCOWS	27.213	50 SARENET	2.699	85 NAMEWEB	451
16 1API	24.893	51 DOMAINCLUB	2.652	86 IDECNET	432
17 ABANSYS	18.314	52 COMVIVE SERVIDORES	2.649	87 DOMIHOST	424
18 HOSTINET	17.100	53 SERDATA	2.565	88 IS-FUN	387
19 INTERNETX	16.476	54 DIGITAL VALUE	2.484	89 BBONLINE	335
20 EURODNS S.A.	16.250	55 NOM-IQ LTD.	2.339	90 123domain.eu	311
21 INTERDOMINIOS	15.036	56 WORLD WIDE WEB IBERCOM	2.310	91 HISPANWEB	275
22 REGISTRAR.EU	15.024	57 Nameshield	2.171	92 NETKIA	271
23 CSC Corporate Domains	10.932	58 SERVEISWEB	2.096	93 EASYNET	209
24 Gandi	10.097	59 Nematic	2.090	94 CPS-Datensysteme	197
25 WEBFUSION	9.027	60 NETIM	1.946	95 INDOM	161
26 LOADING	8.659	61 ARRAKIS-BT	1.889	96 TU DOMINIO	141
27 AXARNET	8.632	62 COMALIS	1.796	97 CHIVALGES S.L.	134
28 DIRECTI	8.426	63 Impresiones Web	1.739	98 Planetdomain	110
29 MarkMonitor	7.769	64 Active 24	1.621	99 Documentdata	99
30 Entorno Digital	7.630	65 DOMENESHOP	1.572	100 NIDOMA	21
31 Realtime Register B.V.	7.225	66 InterNetworX	1.495	101 SIOSI	1
32 PDR LTD	6.829	67 CLARKE, MODET AND CO	1.389	102 NAMEBAY SAM	0
33 Internet Names	5.733	68 PONS PATENTES Y MARCAS INT.	1.388	103 REGISTER.COM	0
34 NAMECASE	5.208	69 CORE ICR	1.254	104 REGISTRYGATE	0
35 INFORTELECOM HOSTING	4.691	70 ARGORED	1.252		

Source: Red.es