

Public Corporate Entity



red.es

".es" domain statistics October 2013

November 2013

Index

1	Introduction	3
2	Domains	4
	This section summarises statistical data referring to the composition of domains in the national market, both the country code TLD for Spain (.es) and also other TLDs.	
		4
2.1	Distribution of domains in Spain	4
2.2	The “.es” domain	5
2.2.1	Composition of the “.es” domain	5
2.2.2	Change over time of the “.es” domain	6
2.2.2.1	Historical Trend	6
2.2.2.2	Annual trend of active domains (last 12 months)	7
2.2.3	Registration and cancellation of domains	8
2.2.4	Geographical distribution	9
3	Accredited Registrars	10
3.1	Trend in the number of accredited registrar	10
3.2	List and domains per accredited registrar	11

Red.es			Version: 1.0
	Created by: Dominios.es	Date: November 2013	Page 2 de 12

1 INTRODUCTION

The purpose of this statistical data report for **October 2013**, is to inform society of the current situation of “.es” domains, providing important and useful information to help those taking current and future decisions.

The **.es** domains register fosters and promotes the use of the “.es” domain as a reference of the Spanish language on internet at an international level, with a potential market of more than 400 million Spanish speakers; it is a **quality** domain, **secure**, **easy to acquire and renew** and with the benefit of added value services such as an **out-of-court dispute resolution procedure**.

In drawing up this report, we have based our findings on information from:

- Webhosting.info, an organization that recompiles statistical data on TLDs at country level.
- Eurid.eu, the registry that manages the .eu country code top-level domain.
- Fundació puntCAT, the registry that manages the .cat domain.
- The Red.es database.

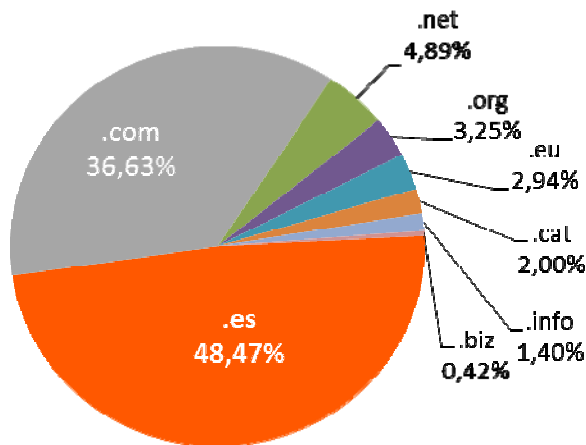
Red.es			Version: 1.0
	Created by: Dominios.es	Date: November 2013	Page 3 de 12

2 DOMAINS

This section summarises statistical data referring to the composition of domains in the national market, both the country code TLD for Spain (.es) and also other TLDs.

2.1 Distribution of domains in Spain

The figures show the total composition of domains in Spain, numbering over **3,500,001** domains. It shows that the “.es” domain is the most frequently used in Spain, clearly exceeding the “.com” domain.



Domains	Number of domains
.es	1,696,564
.com	1,282,054
.net	171,162
.org	113,711
.eu	102.866
.cat	69,969
.info	49,080
.biz	14,595
Total	3,500,001

Source:

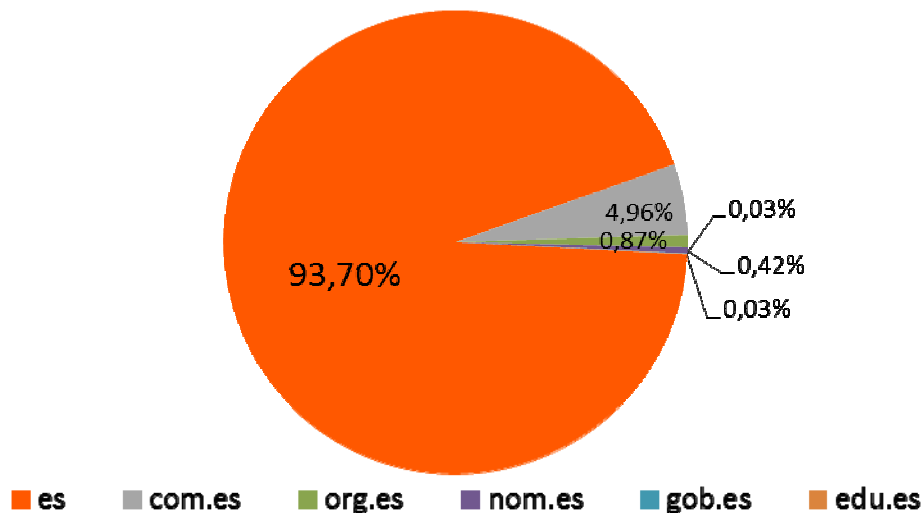
- Red.es
- Eurid.eu
- Fundació puntCAT
- WebHosting

Red.es			Version: 1.0
	Created by: Dominios.es	Date: November 2013	Page 4 de 12

2.2 The “.es” domain

This section focuses on the special features of the “.es” domain with respect to growth, composition, geographical localization, etc.

2.2.1 Composition of the “.es” domain



Domains Composition	
TLD	Nr of Domains
es	1,589,619
com.es	84,107
org.es	14,725
nom.es	7,066
gob.es	551
edu.es	429
Total	1,696,497 *

* The total number of “.es” domains is different because of the date when the data were taken

Source: Red.es

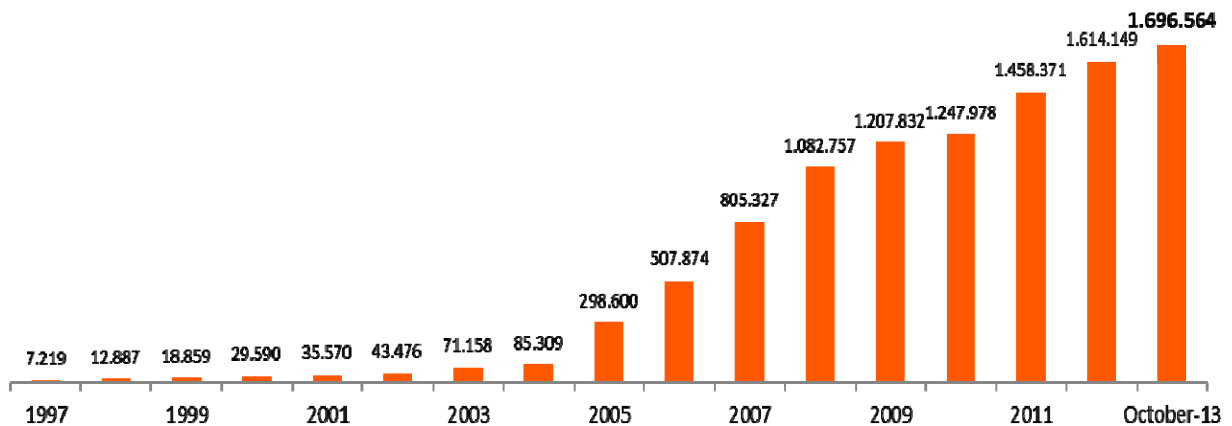
Red.es			Version: 1.0
	Created by: Dominios.es	Date: November 2013	Page 5 de 12

2.2.2 Change over time of the “.es” domain

The change over time of the “.es” domain is shown over the long and short terms, showing a clearly growing trend in the number of domains registered in recent years.

2.2.2.1 Historical Trend

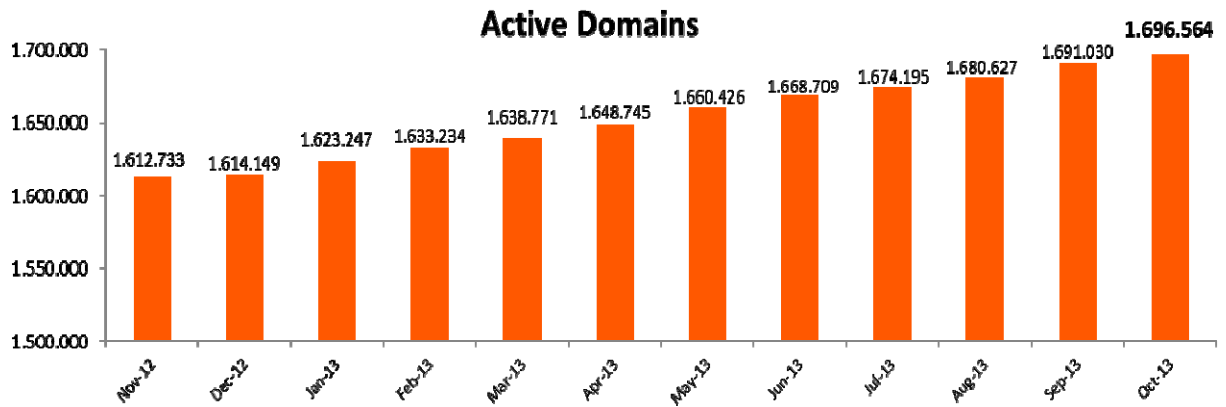
Active domains



Year	Active Domains
1997	7,219
1998	12,887
1999	18,859
2000	29,590
2001	35,570
2002	43,476
2003	71,158
2004	85,309
2005	298,600
2006	507,874
2007	805,327
2008	1,082,757
2009	1,207,832
2010	1,247,978
2011	1,458,371
2012	1,614,149
October-13	1,696,564

Source: Red.es

2.2.2.2 Annual trend of active domains (last 12 months)



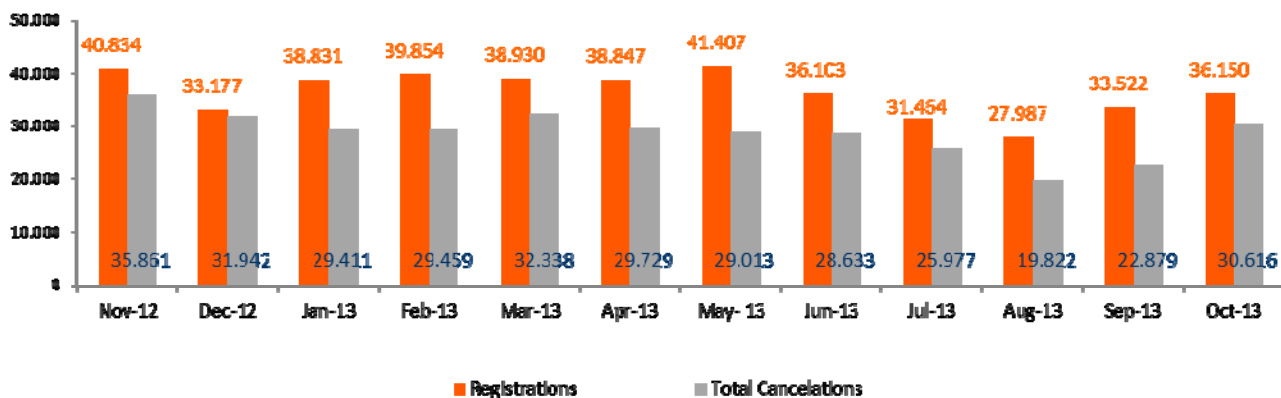
Month	Active Domains
Nov-12	1,612,733
Dec-12	1,614,149
Jan-13	1,623,247
Feb-13	1,633,234
Mar-13	1,638,771
Apr-13	1,648,745
May-13	1,660,426
Jun-13	1,668,709
Jul-13	1,674,195
Aug-13	1,680,627
Sep-13	1,691,030
Oct-13	1,696,564

Source: Red.es

2.2.3 Registration and cancellation of domains

Cancellation of domains includes cancellation properly speaking plus non-renewal of domains.

The trend shows moderate growth over the last year.



Month	Registrations	Total Cancellations	Cancellations	No renewal
Nov-12	40,834	35,861	363	35,498
Dec-12	33,177	31,942	353	31,589
Jan-13	38,831	29,411	336	29,075
Feb-13	39,854	29,459	424	29,035
Mar-13	38,930	32,338	473	31,865
Apr-13	38,847	29,729	525	29,204
May-13	41,407	29,013	309	28,704
Jun-13	36,103	28,633	328	28,305
Jul-13	31,464	25,977	335	25,642
Aug-13	27,987	19,822	302	19,520
Sep-13	33,522	22,879	277	22,602
Oct-13	36,150	30,616	389	30,227

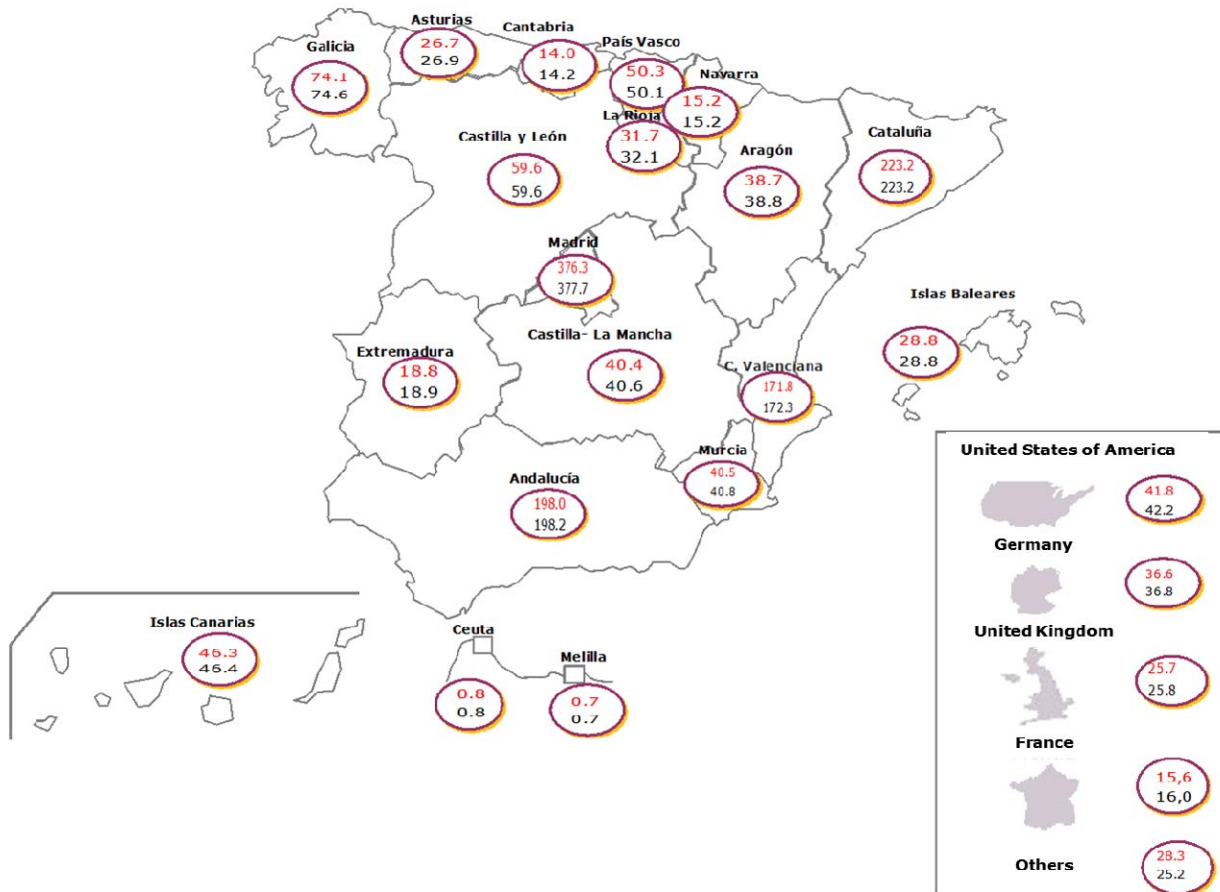
Total cancellations = cancellations + No renewal

Source: Red.es

2.2.4 Geographical distribution

The following map shows the number of active domains by Autonomous Region and by country for countries with significant domain registrations. The data are comparative with respect to the previous month.

The Community of Madrid and Catalonia show the highest concentrations of active domains because population numbers and economic development of these regions are key for domain acquisition.



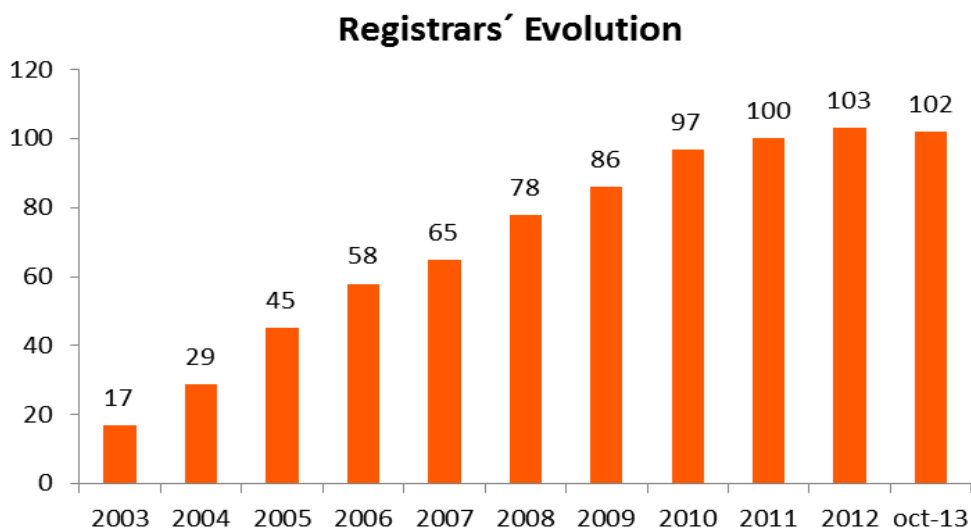
Source: Red.es

Red.es			Version: 1.0
	Created by: Dominios.es	Date: November 2013	Page 9 de 12

3 ACCREDITED REGISTRARS

3.1 Trend in the number of accredited registrar

As with the trend in domains, the number of accredited registrars has also grown significantly, mainly due to the increased domestic demand for “.es” domains.



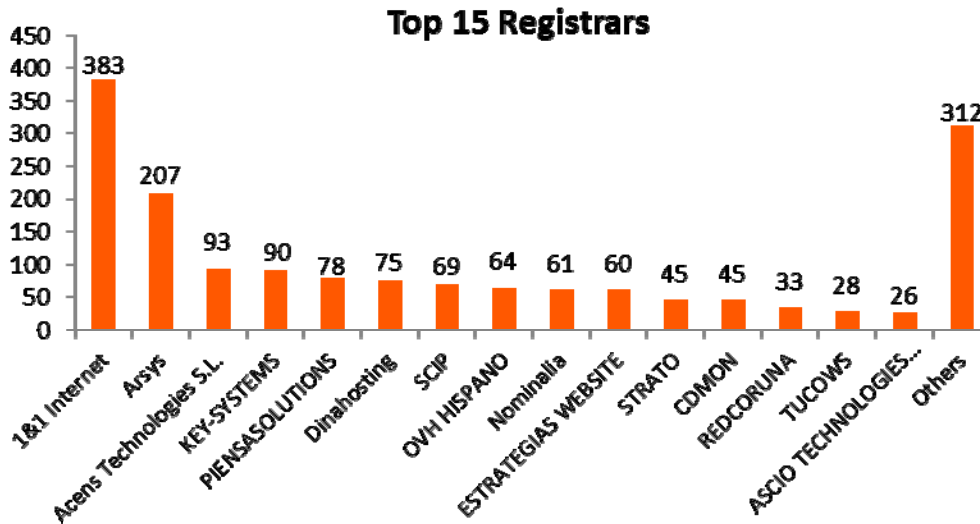
Year	Nr Registrars	Nr of registrars active
2003	17	17
2004	12	29
2005	16	45
2006	13	58
2007	7	65
2008	13	78
2009	8	86
2010	11	97
2011	3	100
2012	3	103
oct-13	1	102

Source: Red.es

3.2 List and domains per accredited registrar

Classification of accredited registrars by number of domains. The figure only shows the 15 registrars with the highest number of domains. The remainders are grouped into the same category ("others").

The figure shows there is a clear concentration in the sector.



Data in thousands of domains

Registrars	Domains
1&1 Internet	382,560
Arsys	207,477
Acens Technologies S.L.	92,720
KEY-SYSTEMS	89,834
PIENSASOLUTIONS	78,320
Dinahosting	75,232
SCIP	68,620
OVH HISPANO	63,671
Nominalia	60,843
ESTRATEGIAS WEBSITE	60,213
STRATO	45,319
CDMON	44,744
REDCORUNA	33,376
TUCOWS	27,612
ASCIO TECHNOLOGIES INC	25,794
Others	312,014

Source: Red.es

An individual breakdown by accredited registrar and by number of domains is shown below:

List of Registrars					
Registrar	Total domains	Registrar	Total domains	Registrar	Total domains
1 1&1 Internet	382.560	36 WEIS CONSULTING	4.187	71 TUS MARCAS A UN CLICK	951
2 Arsys	207.477	37 NERION	4.049	72 MESH DIGITAL LIMITED	845
3 Acens Technologies S.L.	92.720	38 UBILIBET	3.796	73 MailClub	812
4 KEY-SYSTEMS	89.834	39 Instra Corporation	3.628	74 Variomedia	735
5 PIENSASOLUTIONS	78.320	40 DOMAINCLUB	3.404	75 SANE SYSTEMS	696
6 Dinahosting	75.232	41 ConfigBox	3.349	76 DOMAININFO	689
7 SCIP	68.620	42 CENTRORED	3.343	77 J. ISERN PATENTES Y MARCAS	625
8 OVH HISPANO	63.671	43 DIGIVAL	3.209	78 NEXICA	601
9 Nominalia	60.843	44 Marcaria.com	3.184	79 IDECNET	457
10 ESTRATEGIAS WEBSITE	60.213	45 Herrero y Asociados	3.144	80 DOMIHOST	449
11 STRATO	45.319	46 SARENET	2.759	81 NAMEWEB	425
12 CDMON	44.744	47 WORLD WIDE WEB IBERCOM	2.714	82 IP MIRROR	419
13 REDCORUNA	33.376	48 Impresiones Web	2.705	83 IS-FUN	346
14 TUCOWS	27.612	49 INFORTELECOM HOSTING	2.644	84 BBOONLINE	334
15 ASCIO TECHNOLOGIES INC	25.794	50 DIGITAL VALUE	2.569	85 123domain.eu	311
16 HOSTINET	22.608	51 SERDATA	2.489	86 EASYNET	309
17 EURODNS S.A.	20.808	52 SAFENAMES	2.461	87 HISPANWEB	271
18 ABANSYS	19.350	53 COMVIVE SERVIDORES	2.431	88 Planetdomain	222
19 1API	18.970	54 EPAG Domainservices	2.425	89 INDOM	164
20 INTERNETX	15.832	55 Nameshield	2.388	90 TU DOMINIO	163
21 INTERDOMINIOS	14.890	56 SERVEISWEB	2.358	91 Documentdata	148
22 DIRECTI	11.637	57 Nematic	2.279	92 CHIVALGES S.L.	128
23 CSC Corporate Domains	10.222	58 ARRAKIS-BT	2.204	93 NETKIA	126
24 Gandi	10.017	59 NOM-IQ LTD.	2.017	94 NAMECASE	111
25 WEBFUSION	9.094	60 NETIM	1.967	95 CPS-Datensysteme	108
26 Internet Names	8.173	61 COMALIS	1.771	96 SIOSI	18
27 Entorno Digital	8.167	62 Active 24	1.523	97 IGARCOM INTERNET S.L.	5
28 AXARNET	7.499	63 InterNetworX	1.481	98 NAME.COM	0
29 MarkMonitor	7.271	64 CLARKE, MODET AND CO	1.432	99 NAMEBAY SAM	0
30 REGISTRAR.EU	7.237	65 PONS PATENTES Y MARCAS INT.	1.420	100 REGISTER.COM	0
31 Realtime Register B.V.	6.070	66 ARGORED	1.416	101 UNITED DOMAINS	0
32 LOADING	5.183	67 CORE ICR	1.273	102 PDR	0
33 NEODIGIT	4.584	68 DOMENESHOP	1.146		
34 Register.es	4.474	69 Elzaburu	999		
35 HOSPEDAJE Y DOMINIOS	4.306	70 AVANZAS	995		

Source: Red.es