

# Public Corporate Entity



red.es

## **“.es” domain statistics November 2014**

December 2014

## Index

1	Introduction .....	3
2	Domains .....	4
	This section summarises statistical data referring to the composition of domains in the national market, both the country code TLD for Spain (.es) and also other TLDs. .... 4	
2.1	Distribution of domains in Spain .....	4
2.2	The “.es” domain.....	5
2.2.1	Composition of the “.es” domain.....	5
2.2.2	Change over time of the “.es” domain.....	6
2.2.2.1	Historical Trend .....	6
2.2.2.2	Annual trend of active domains (last 12 months).....	7
2.2.3	Registration and cancellation of domains.....	8
2.2.4	Geographical distribution.....	9
3	Accredited Registrars .....	10
3.1	Trend in the number of accredited registrar.....	10
3.2	List and domains per accredited registrar.....	11

## **1 INTRODUCTION**

---

The purpose of this statistical data report for **November 2014** is to inform society of the current situation of “.es” domains, providing important and useful information to help those taking current and future decisions.

The **.es** domains register fosters and promotes the use of the “.es” domain as a reference of the Spanish language on internet at an international level, with a potential market of more than 420 million Spanish speakers; it is a **quality** domain, **secure**, **easy to acquire and renew** and with the benefit of added value services such as an **out-of-court dispute resolution procedure**.

In drawing up this report, we have based our findings on information from:

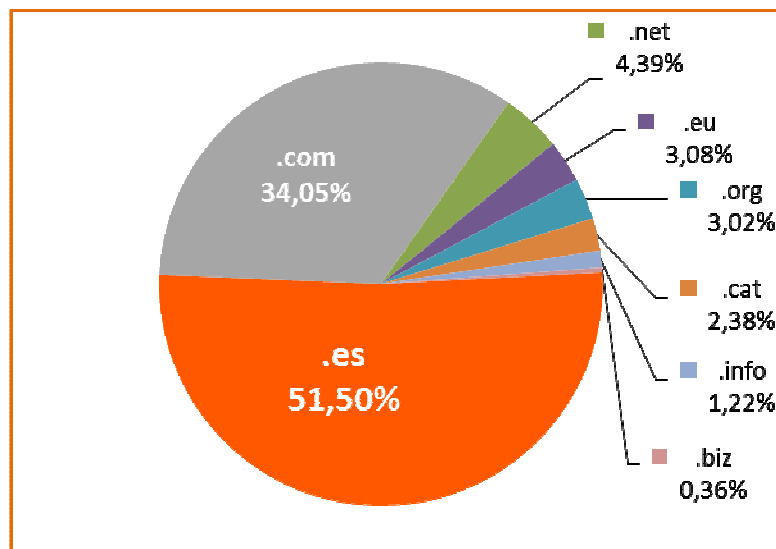
- Webhosting.info, an organization that recompiles statistical data on TLDs at country level.
- Eurid.eu, the registry that manages the .eu country code top-level domain.
- Council of European National Top Level Domain Registries (CENTR).
- The Red.es database.

## 2 DOMAINS

This section summarises statistical data referring to the composition of domains in the national market, both the country code TLD for Spain (.es) and also other TLDs.

### 2.1 Distribution of domains in Spain

The figures show the total composition of domains in Spain, numbering over **3,409,209** domains. It shows that the “.es” domain is the most frequently used in Spain, clearly exceeding the “.com” domain.



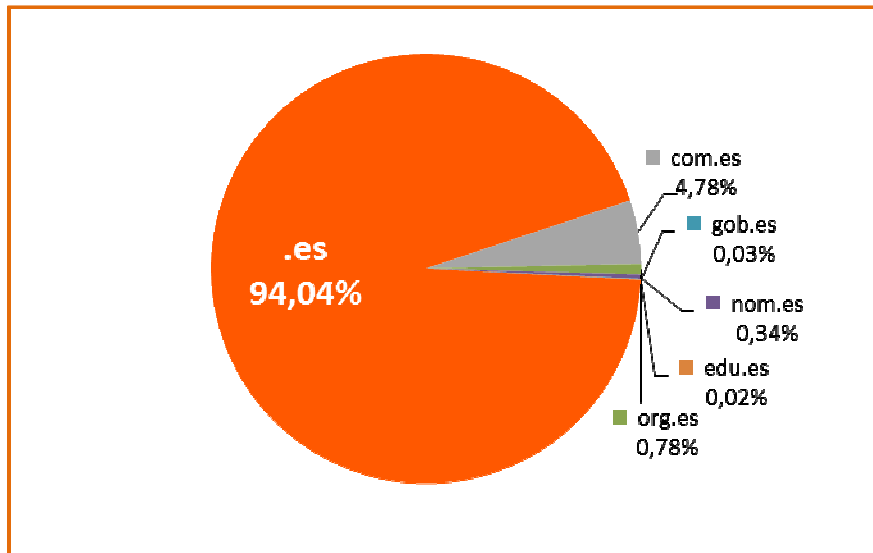
Domains	Number of domains
.es	1,755,628
.com	1,160,968
.net	149,749
.org	104,930
.eu	103,030
.cat	81,273
.info	41,483
.biz	12,148
<b>Total</b>	<b>3,409,209</b>

**Source:**  
- Red.es  
- Eurid.eu  
- CENTR  
- WebHosting

## 2.2 The “.es” domain

This section focuses on the special features of the “.es” domain with respect to growth, composition, geographical localization, etc.

### 2.2.1 Composition of the “.es” domain



Domains Composition .es	
TLD	Nr of Domains
es	1,650,143
com.es	83,937
org.es	13,742
nom.es	5,971
gov.es	574
edu.es	430
<b>Total</b>	<b>1,754,797 *</b>

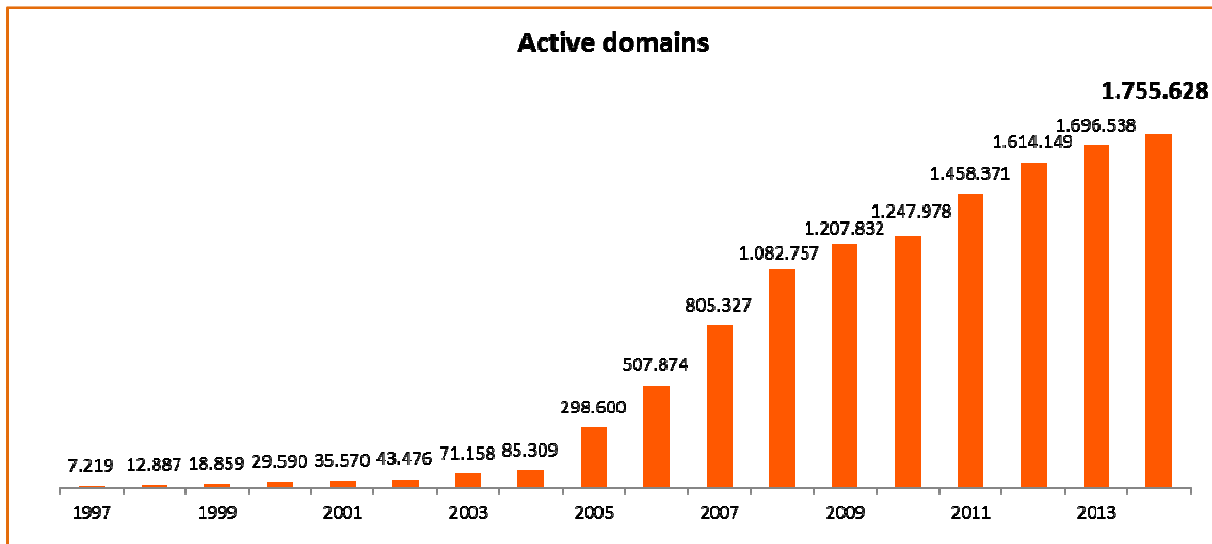
\* The total number of domains is different because of the date when the data were taken

Source: Red.es

## 2.2.2 Change over time of the “.es” domain

The change over time of the “.es” domain is shown over the long and short terms, showing a clearly growing trend in the number of domains registered in recent years.

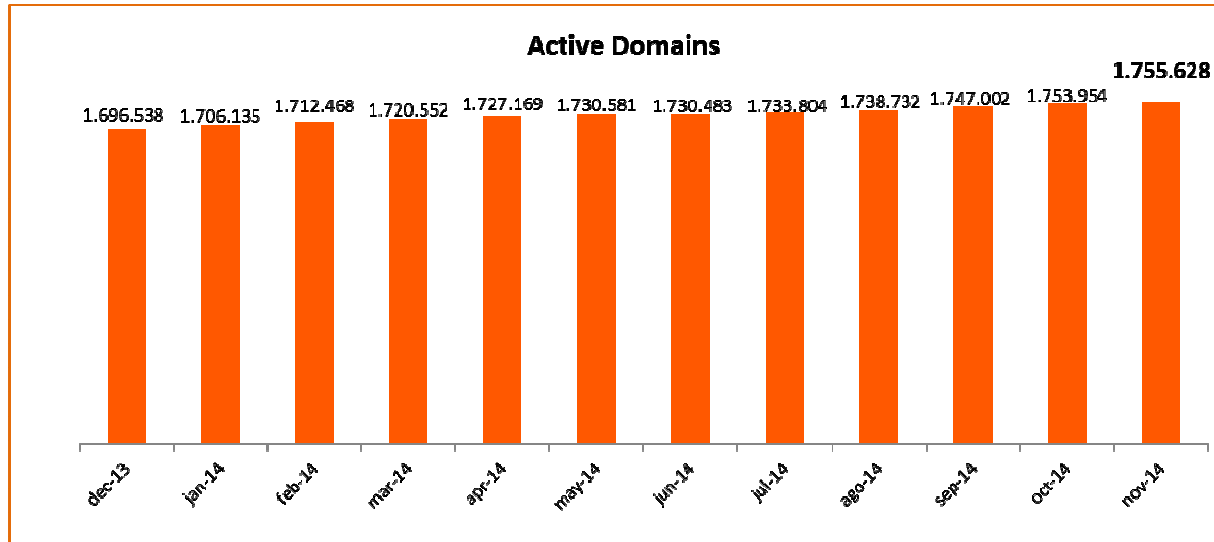
### 2.2.2.1 Historical Trend



Year	Active Domains
1997	7,219
1998	12,887
1999	18,859
2000	29,590
2001	35,570
2002	43,476
2003	71,158
2004	85,309
2005	298,600
2006	507,874
2007	805,327
2008	1,082,757
2009	1,207,832
2010	1,247,978
2011	1,458,371
2012	1,614,149
2013	1,696,538
nov-2014	1,755,628

Source: Red.es

### 2.2.2.2 Annual trend of active domains (last 12 months)



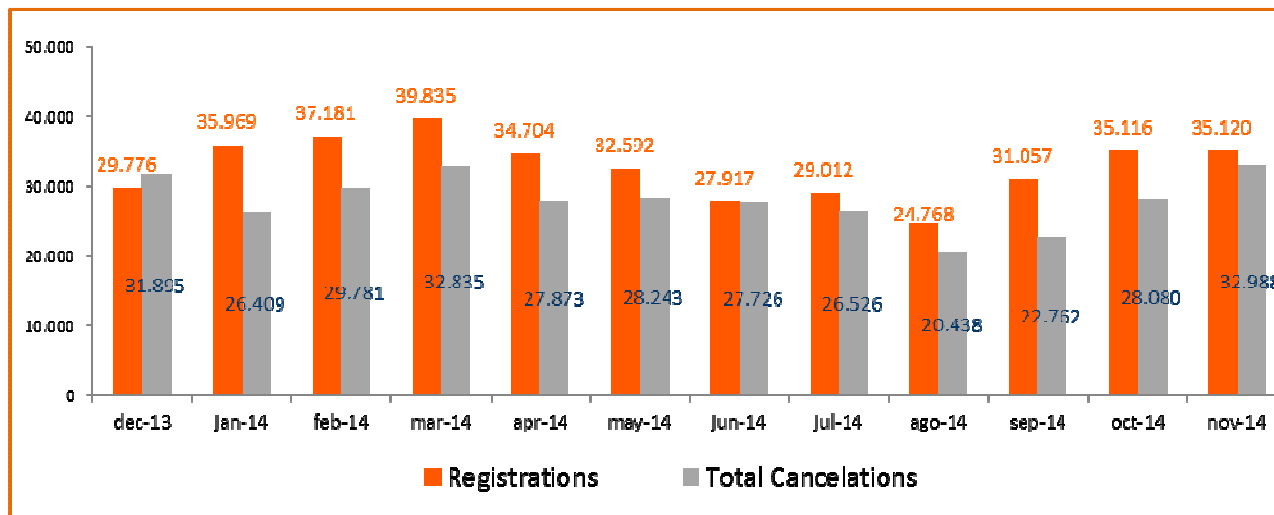
Month	Active Domains
dec-13	1,696,538
jan-14	1,706,135
feb-14	1,712,468
mar-14	1,720,552
apr-14	1,727,169
may-14	1,730,581
jun-14	1,730,483
jul-14	1,733,804
ago-14	1,738,732
sep-14	1,747,002
oct-14	1,753,954
nov-14	1,755,628

Source: Red.es

### 2.2.3 Registration and cancellation of domains

Cancellation of domains includes cancellation properly speaking plus non-renewal of domains.

The trend shows moderate growth over the last year.



Month	Registrations	Total Cancellations	Cancellations	No renewal
dec-13	29,776	31,895	488	31,407
jan-14	35,969	26,409	431	25,978
feb-14	37,181	29,781	382	29,399
mar-14	39,835	32,835	431	32,404
apr-14	34,704	27,873	405	27,468
may-14	32,592	28,243	454	27,789
jun-14	27,917	27,726	540	27,186
jul-14	29,012	26,526	578	25,948
ago-14	24,768	20,438	412	20,026
sep-14	31,057	22,762	430	22,332
oct-14	35,116	28,080	644	27,436
nov-14	35,120	32,988	582	32,406

Total cancellations = cancellations + No renewal

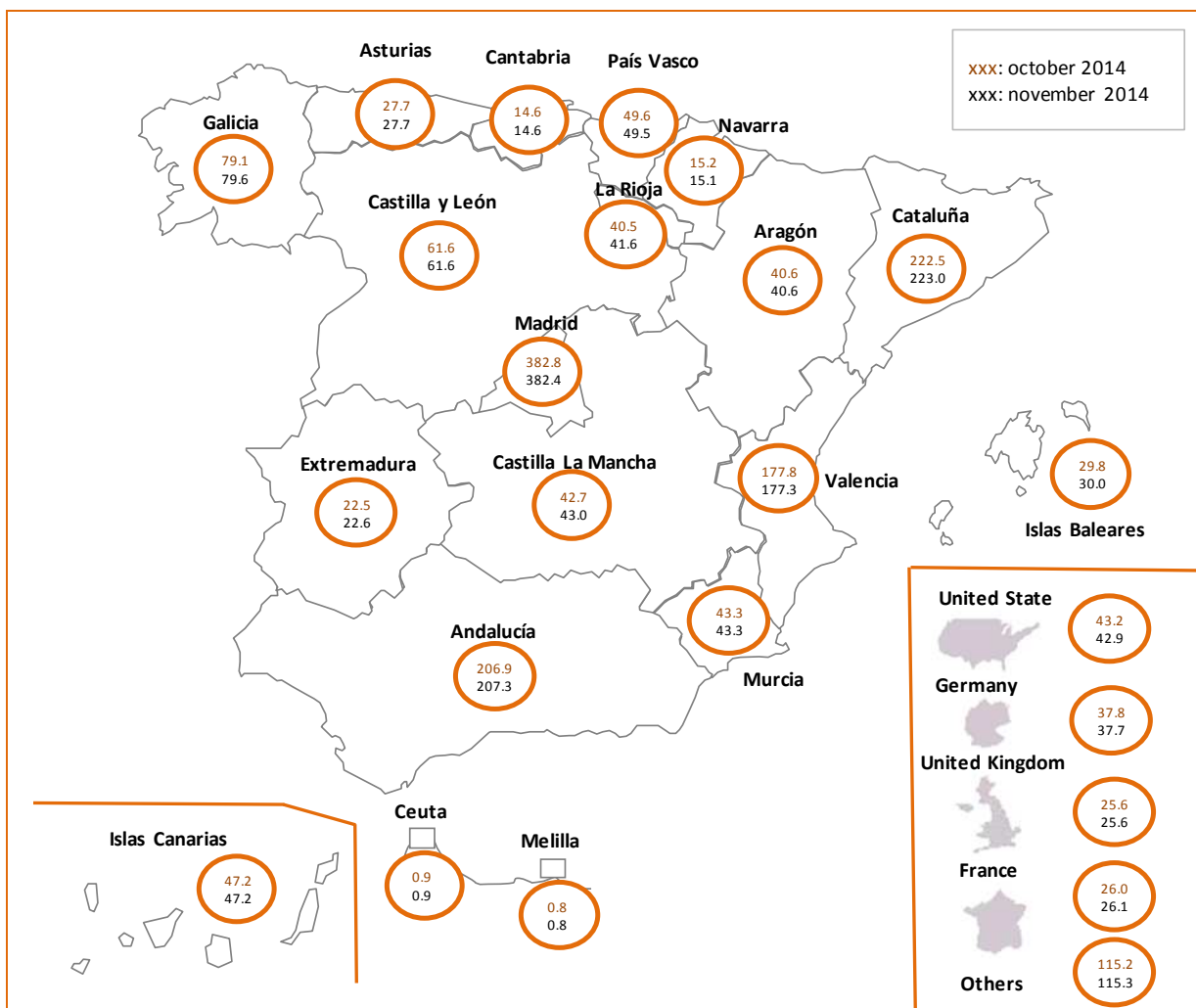
Source: Red.es



### 2.2.4 Geographical distribution

The following map shows the number of active domains by Autonomous Region and by country for countries with significant domain registrations. The data are comparative with respect to the previous month.

The Community of Madrid and Catalonia show the highest concentrations of active domains because population numbers and economic development of these regions are key for domain acquisition.

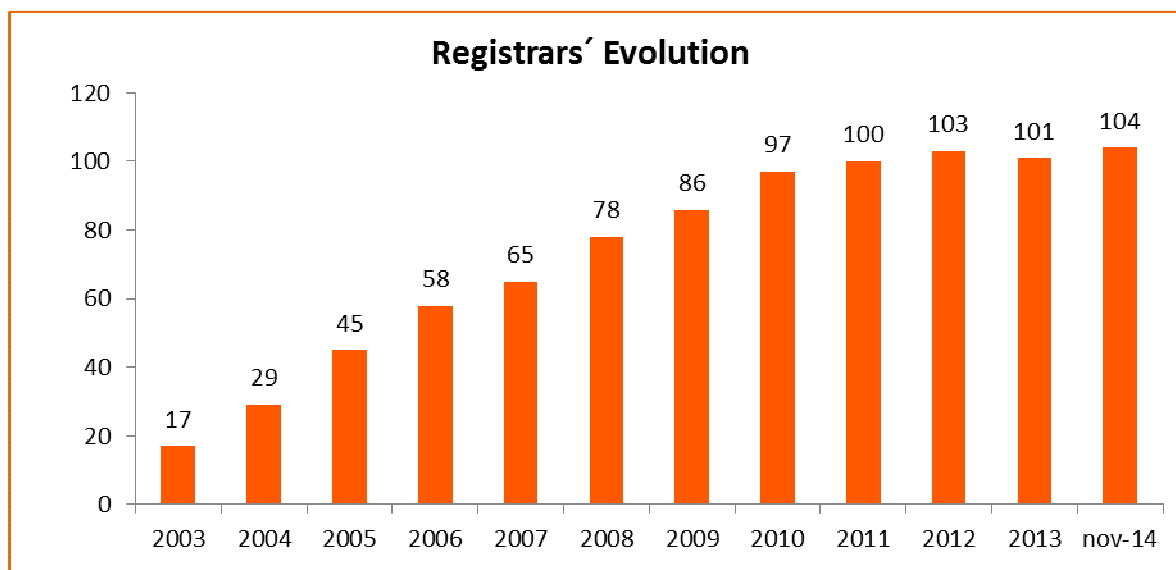


Source: Red.es

### 3 ACCREDITED REGISTRARS

#### 3.1 Trend in the number of accredited registrar

As with the trend in domains, the number of accredited registrars has also grown significantly, mainly due to the increased domestic demand for “.es” domains.



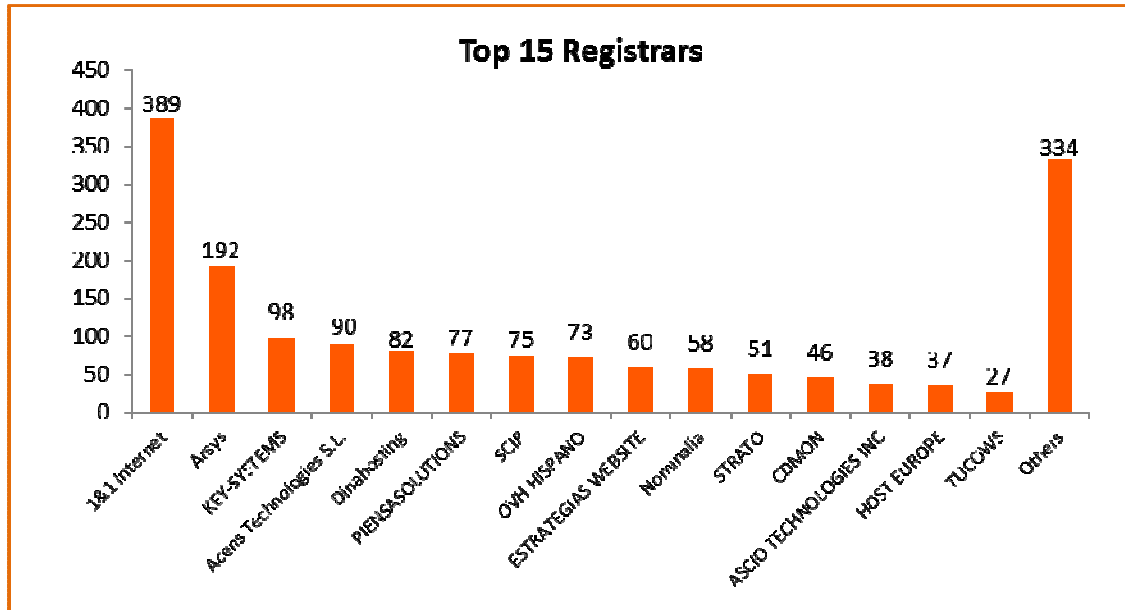
Year	Nr Registrars	Nr of registrars active
2003	17	17
2004	12	29
2005	16	45
2006	13	58
2007	7	65
2008	13	78
2009	8	86
2010	11	97
2011	3	100
2012	3	103
2013	-2	101
nov-14	3	104

Source: Red.es

### 3.2 List and domains per accredited registrar

Classification of accredited registrars by number of domains. The figure only shows the 15 registrars with the highest number of domains. The remainders are grouped into the same category ("others").

The figure shows there is a clear concentration in the sector.



Data in thousands of domains

Registrars	Domains
1&1 Internet	388,943
Arsys	192,277
KEY-SYSTEMS	98,271
Acens Technologies S.L.	90,244
Dinahosting	81,982
PIENSASOLUTIONS	76,661
SCIP	74,753
OVH HISPANO	72,676
ESTRATEGIAS WEBSITE	60,405
Nominalia	57,940
STRATO	50,968
CDMON	46,154
ASCIO TECHNOLOGIES INC	37,872
HOST EUROPE	37,249
TUCOWS	27,244
Others	333,971

Source: Red.es

An individual breakdown by accredited registrar and by number of domains is shown below:

List of Registrars					
Registrar	Total domains	Registrar	Total domains	Registrar	Total domains
1 1&1 Internet	388.943	36 Register.es	4.593	71 ARGORED	1.232
2 Arsys	192.277	37 NERION	4.221	72 NEUDOMAINS	1.210
3 KEY-SYSTEMS	98.271	38 NEODIGIT	4.139	73 AVANZAS	1.190
4 Acens Technologies S.L.	90.244	39 United Domains	4.122	74 PROFESIONALHOSTING	1.174
5 Dinahosting	81.982	40 HOSPEDAJE Y DOMINIOS	4.076	75 MESH DIGITAL LIMITED	1.034
6 PIENSASOLUTIONS	76.661	41 Instra Corporation	3.782	76 Elzaburu	851
7 SCIP	74.753	42 UBILIBET	3.779	77 MailClub	790
8 OVH HISPANO	72.676	43 ConfigBox	3.503	78 TUS MARCAS A UN CLICK	785
9 ESTRATEGIAS WEBSITE	60.405	44 Marcaria.com	3.490	79 Variomedia	718
10 Nominalia	57.940	45 CENTRORED	3.134	80 DOMAININFO	701
11 STRATO	50.968	46 DIGIVAL	2.889	81 SANE SYSTEMS	687
12 CDMON	46.154	47 EPAG Domainservices	2.883	82 J. ISERN PATENTES Y MARCAS	634
13 ASCIO TECHNOLOGIES INC	37.872	48 Herrero y Asociados	2.855	83 NEXICA	535
14 HOST EUROPE	37.249	49 WEIS CONSULTING	2.788	84 IP MIRROR	466
15 TUCOWS	27.244	50 SAFENAMES	2.785	85 NAMEWEB	457
16 1API	24.817	51 SARENET	2.685	86 DOMIHOST	429
17 ABANSYS	18.209	52 COMVIVE SERVIDORES	2.676	87 IDECNET	424
18 INTERNETX	16.792	53 SERDATA	2.567	88 IS-FUN	386
19 HOSTINET	16.582	54 DOMAINCLUB	2.553	89 BBOONLINE	331
20 EURODNS S.A.	15.948	55 DIGITAL VALUE	2.475	90 123domain.eu	311
21 REGISTRAR.EU	15.512	56 NOM-IQ LTD.	2.353	91 NETKIA	281
22 INTERDOMINIOS	14.972	57 WORLD WIDE WEB IBERCOM	2.206	92 HISPANWEB	268
23 CSC Corporate Domains	10.954	58 Nameshield	2.092	93 EASYNET	207
24 Gandi	10.058	59 Nematic	2.082	94 CPS-Datensysteme	196
25 WEBFUSION	8.967	60 SERVEISWEB	2.078	95 INDOM	161
26 LOADING	8.870	61 NETIM	1.954	96 TU DOMINIO	140
27 AXARNET	8.708	62 ARRAKIS-BT	1.847	97 CHIVALGES S.L.	134
28 DIRECTI	7.938	63 COMALIS	1.781	98 Planetdomain	100
29 MarkMonitor	7.772	64 Impresiones Web	1.697	99 Documentdata	99
30 PDR LTD	7.469	65 DOMENESHOP	1.607	100 NIDOMA	67
31 Entorno Digital	7.355	66 Active 24	1.604	101 SIOSI	1
32 Realtime Register B.V.	7.273	67 InterNetworX	1.520	102 NAMEBAY SAM	0
33 Internet Names	5.694	68 PONS PATENTES Y MARCAS INT.	1.380	103 REGISTER.COM	0
34 NAMECASE	5.640	69 CLARKE, MODET AND CO	1.371	104 REGISTRYGATE	0
35 INFORTELECOM HOSTING	5.625	70 CORE ICR	1.250		

Source: Red.es