

Public Corporate Entity



red.es

**".es" domain statistics**  
**November 2013**

December 2013

## Index

1	Introduction .....	3
2	Domains .....	4
	This section summarises statistical data referring to the composition of domains in the national market, both the country code TLD for Spain (.es) and also other TLDs. ....	
		4
2.1	Distribution of domains in Spain .....	4
2.2	The “.es” domain .....	5
2.2.1	Composition of the “.es” domain .....	5
2.2.2	Change over time of the “.es” domain .....	6
2.2.2.1	Historical Trend .....	6
2.2.2.2	Annual trend of active domains (last 12 months) .....	7
2.2.3	Registration and cancellation of domains .....	8
2.2.4	Geographical distribution .....	9
3	Accredited Registrars .....	10
3.1	Trend in the number of accredited registrar .....	10
3.2	List and domains per accredited registrar .....	11

<b>Red.es</b>			Version: 1.0
	Created by: Dominios.es	Date: December 2013	Page 2 de 12

## 1 INTRODUCTION

---

The purpose of this statistical data report for **November 2013** is to inform society of the current situation of “.es” domains, providing important and useful information to help those taking current and future decisions.

The .es domains register fosters and promotes the use of the “.es” domain as a reference of the Spanish language on internet at an international level, with a potential market of more than 400 million Spanish speakers; it is a **quality domain, secure, easy to acquire and renew** and with the benefit of added value services such as an **out-of-court dispute resolution procedure**.

In drawing up this report, we have based our findings on information from:

- Webhosting.info, an organization that recompiles statistical data on TLDs at country level.
- Eurid.eu, the registry that manages the .eu country code top-level domain.
- Fundació puntCAT, the registry that manages the .cat domain.
- The Red.es database.

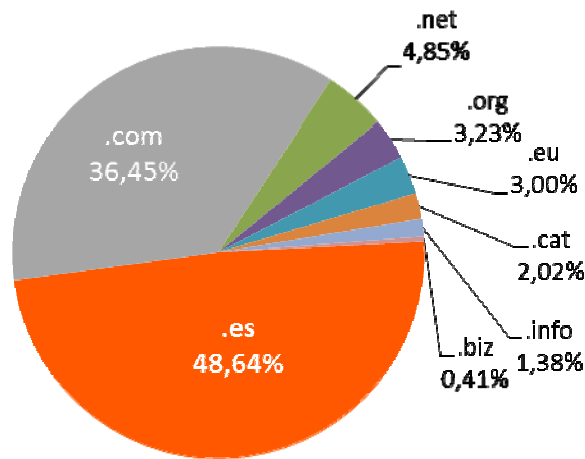
<b>Red.es</b>			Version: 1.0
	Created by: Dominios.es	Date: December 2013	Page 3 de 12

## 2 DOMAINS

This section summarises statistical data referring to the composition of domains in the national market, both the country code TLD for Spain (.es) and also other TLDs.

### 2.1 Distribution of domains in Spain

The figures show the total composition of domains in Spain, numbering over **3,492,245** domains. It shows that the “.es” domain is the most frequently used in Spain, clearly exceeding the “.com” domain.



Domains	Number of domains
.es	1,698,696
.com	1,273,090
.net	169,416
.org	112,972
.eu	104,764
.cat	70,556
.info	48,349
.biz	14,402
<b>Total</b>	<b>3,492,245</b>

**Source:**

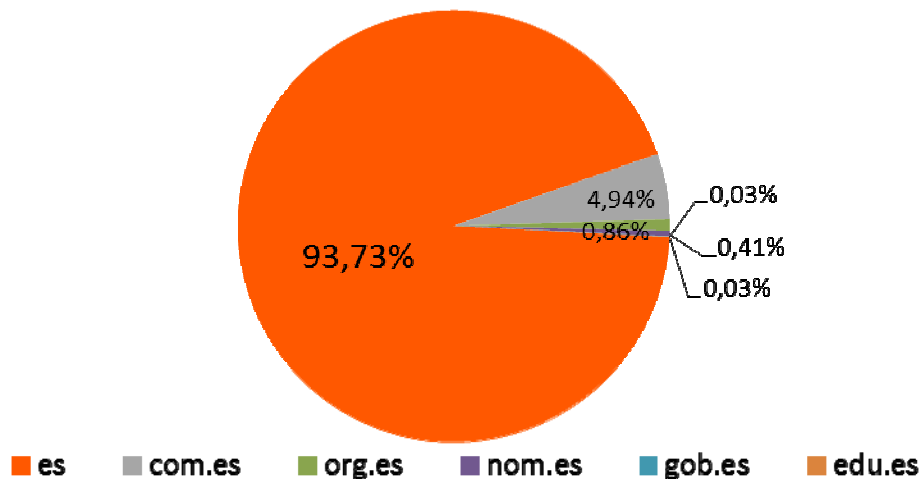
- Red.es
- Eurid.eu
- Fundació puntCAT
- WebHosting

Red.es			Version: 1.0
	Created by: Dominios.es	Date: December 2013	Page 4 de 12

## 2.2 The “.es” domain

This section focuses on the special features of the “.es” domain with respect to growth, composition, geographical localization, etc.

### 2.2.1 Composition of the “.es” domain



Domains Composition	
TLD	Nr of Domains
es	1,592,222
com.es	83,849
org.es	14,599
nom.es	6,991
gob.es	553
edu.es	428
<b>Total</b>	<b>1,698,642 *</b>

\* The total number of “.es” domains is different because of the date when the data were taken

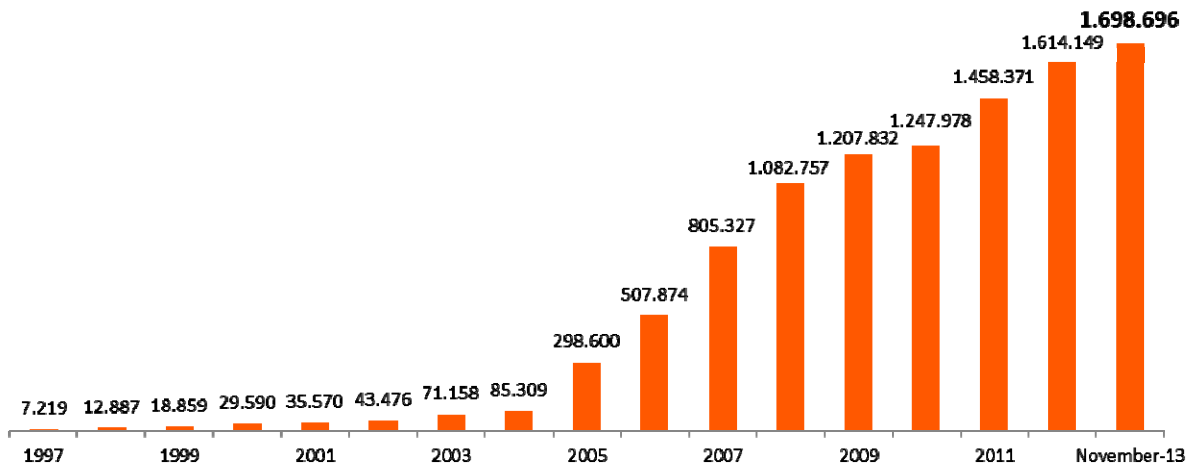
Source: Red.es

## 2.2.2 Change over time of the “.es” domain

The change over time of the “.es” domain is shown over the long and short terms, showing a clearly growing trend in the number of domains registered in recent years.

### 2.2.2.1 Historical Trend

#### Active domains

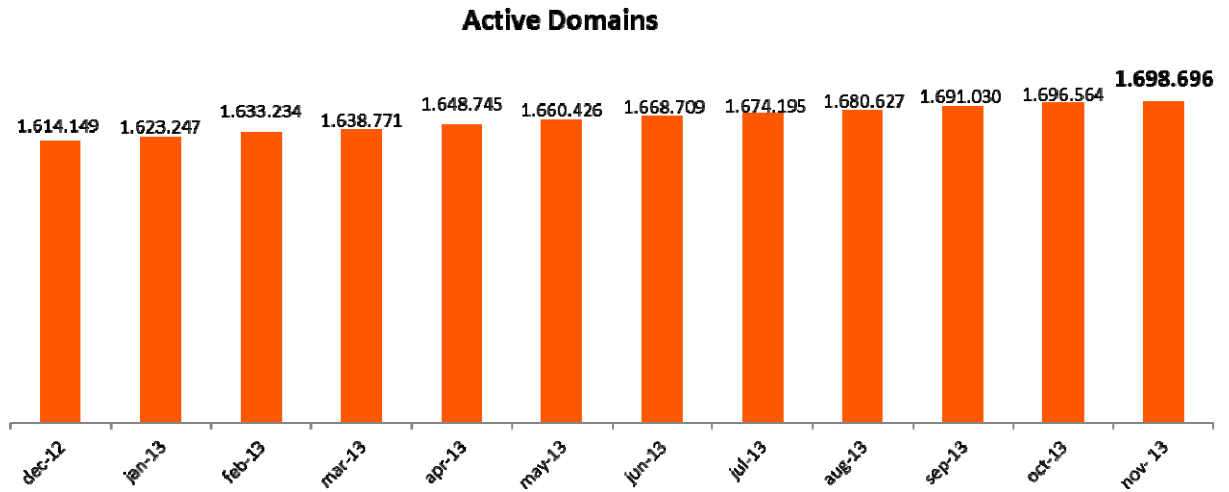


Year	Active Domains
1997	7,219
1998	12,887
1999	18,859
2000	29,590
2001	35,570
2002	43,476
2003	71,158
2004	85,309
2005	298,600
2006	507,874
2007	805,327
2008	1,082,757
2009	1,207,832
2010	1,247,978
2011	1,458,371
2012	1,614,149
November-13	1,698,696

Source: Red.es

Red.es			Version: 1.0
	Created by: Dominios.es	Date: December 2013	Page 6 de 12

### 2.2.2.2 Annual trend of active domains (last 12 months)



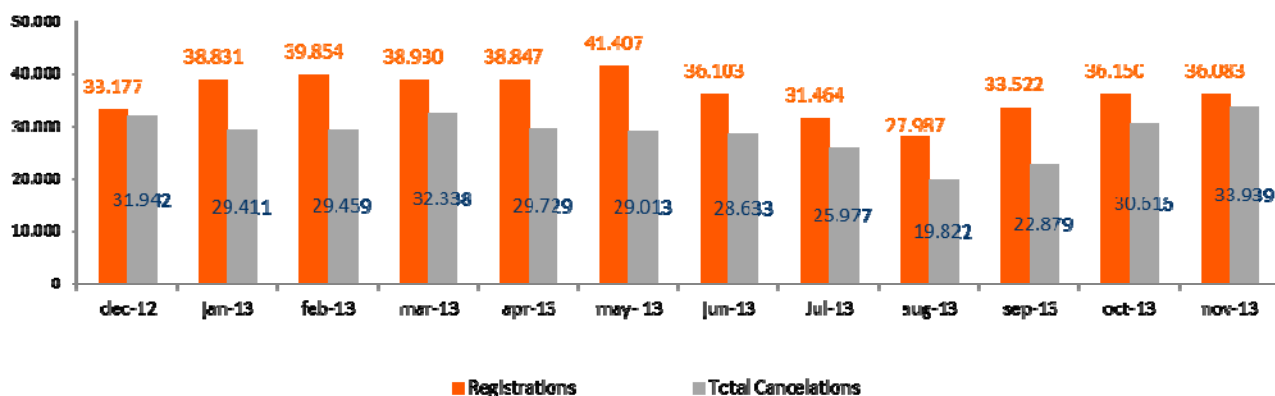
Month	Active Domains
dec-12	1,614,149
jan-13	1,623,247
feb-13	1,633,234
mar-13	1,638,771
apr-13	1,648,745
may-13	1,660,426
jun-13	1,668,709
jul-13	1,674,195
aug-13	1,680,627
sep-13	1,691,030
oct-13	1,696,564
nov-13	1,698,696

Source: Red.es

### 2.2.3 Registration and cancellation of domains

Cancellation of domains includes cancellation properly speaking plus non-renewal of domains.

The trend shows moderate growth over the last year.



Month	Registrations	Total Cancellations	Cancellations	No renewal
dec-12	33,177	31,942	353	31,589
jan-13	38,831	29,411	336	29,075
feb-13	39,854	29,459	424	29,035
mar-13	38,930	32,338	473	31,865
apr-13	38,847	29,729	525	29,204
may-13	41,407	29,013	309	28,704
jun-13	36,103	28,633	328	28,305
Jul-13	31,464	25,977	335	25,642
aug-13	27,987	19,822	302	19,520
sep-13	33,522	22,879	277	22,602
oct-13	36,150	30,616	389	30,227
nov-13	36,083	33,939	362	33,577

Total cancellations = cancellations + No renewal

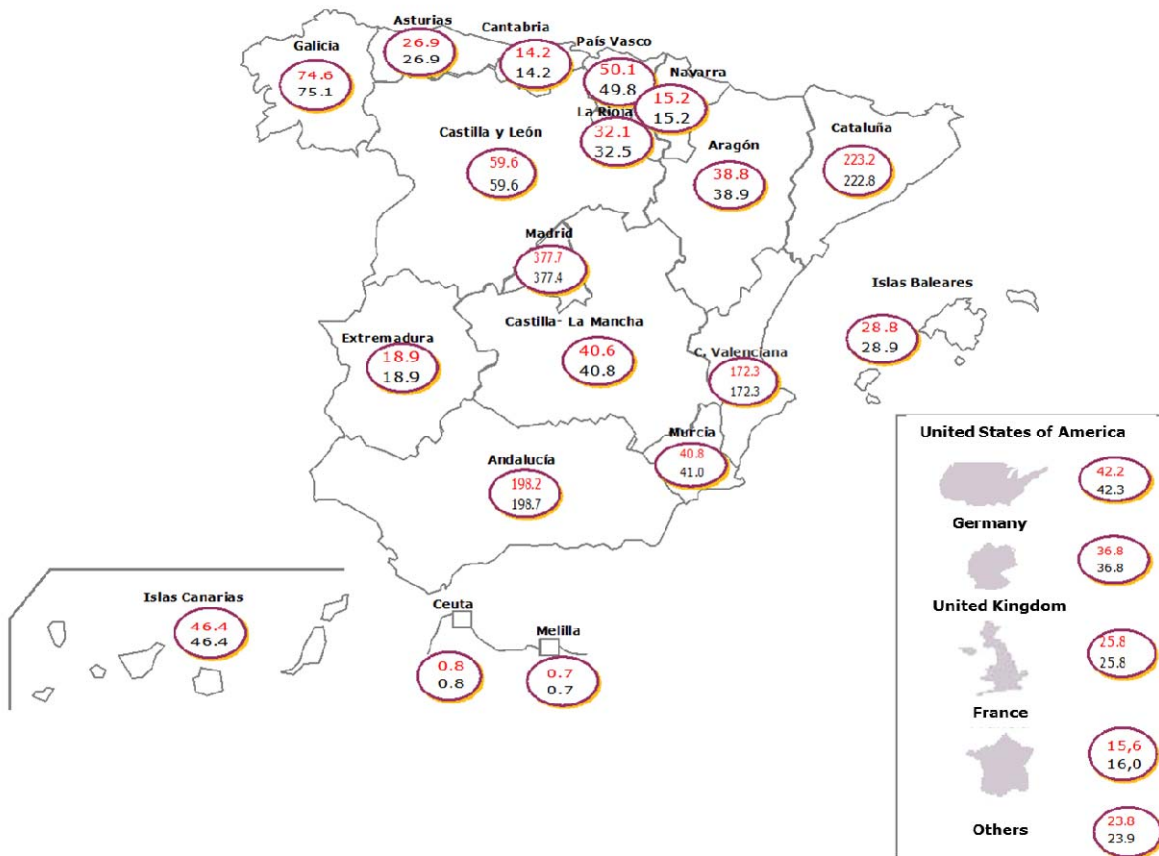
Source: Red.es



### 2.2.4 Geographical distribution

The following map shows the number of active domains by Autonomous Region and by country for countries with significant domain registrations. The data are comparative with respect to the previous month.

The Community of Madrid and Catalonia show the highest concentrations of active domains because population numbers and economic development of these regions are key for domain acquisition.



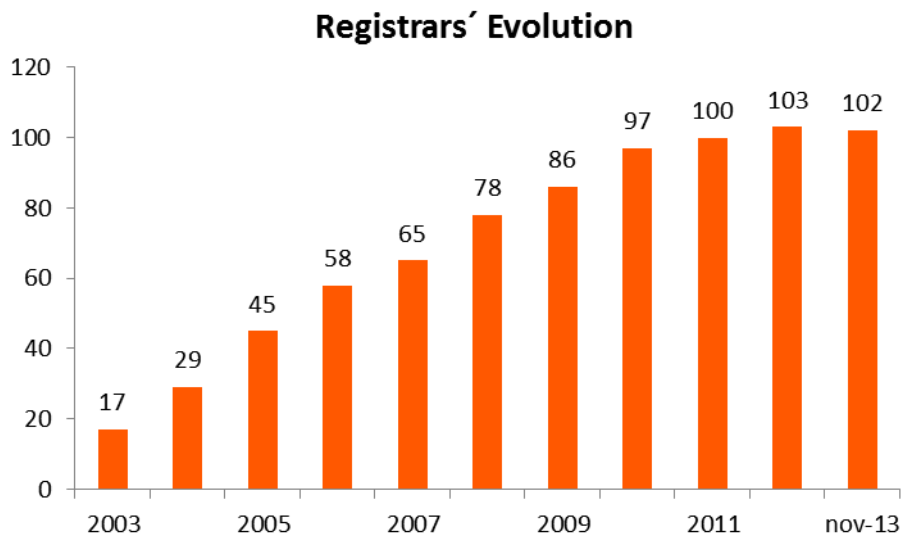
Source: Red.es

Red.es			Version: 1.0
	Created by: Dominios.es	Date: December 2013	Page 9 de 12

### 3 ACCREDITED REGISTRARS

#### 3.1 Trend in the number of accredited registrar

As with the trend in domains, the number of accredited registrars has also grown significantly, mainly due to the increased domestic demand for “.es” domains.



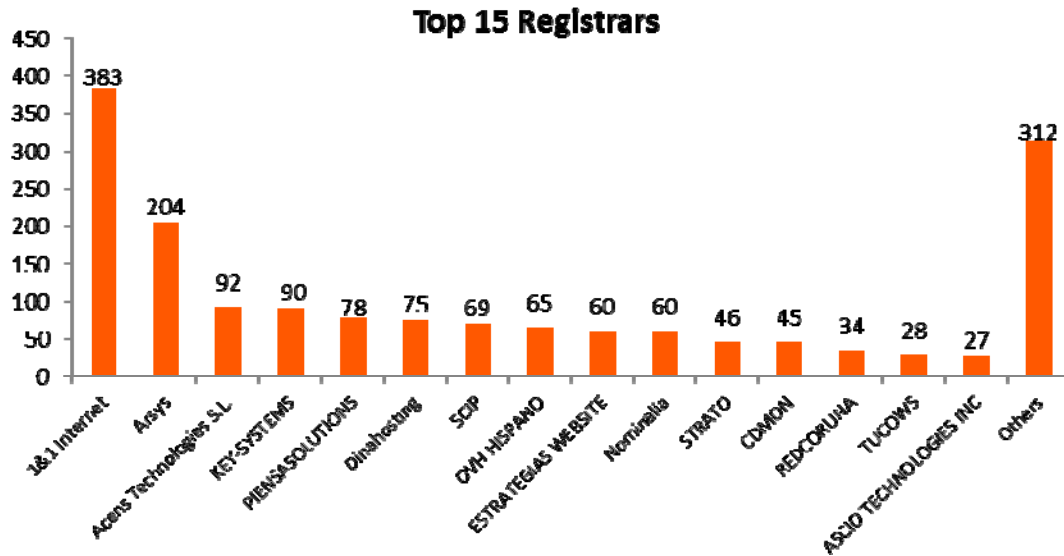
Year	Nr Registrars	Nr of registrars active
2003	17	17
2004	12	29
2005	16	45
2006	13	58
2007	7	65
2008	13	78
2009	8	86
2010	11	97
2011	3	100
2012	3	103
oct-13	1	102

Source: Red.es

### 3.2 List and domains per accredited registrar

Classification of accredited registrars by number of domains. The figure only shows the 15 registrars with the highest number of domains. The remainders are grouped into the same category ("others").

The figure shows there is a clear concentration in the sector.



Data in thousands of domains

Registrars	Domains
1&1 Internet	382,909
Arsys	204,233
Acens Technologies S.L.	91,675
KEY-SYSTEMS	90,163
PIENSASOLUTIONS	77,614
Dinahosting	75,292
SCIP	69,133
OVH HISPANO	64,772
ESTRATEGIAS WEBSITE	60,267
Nominalia	60,237
STRATO	46,201
CDMON	45,249
REDCORUNA	33,888
TUCOWS	27,558
ASCIO TECHNOLOGIES INC	27,364
Others	312,223

Source: Red.es

An individual breakdown by accredited registrar and by number of domains is shown below:

List of Registrars					
Registrar	Total domains	Registrar	Total domains	Registrar	Total domains
1 1&1 Internet	382.909	36 WEIS CONSULTING	4.168	71 TUS MARCAS A UN CLICK	913
2 Arsys	204.233	37 NERION	4.023	72 MESH DIGITAL LIMITED	878
3 Acens Technologies S.L.	91.675	38 UBILIBET	3.738	73 MailClub	813
4 KEY-SYSTEMS	90.163	39 Instra Corporation	3.684	74 Variomedia	736
5 PIENSASOLUTIONS	77.614	40 DOMAINCLUB	3.517	75 DOMAININFO	694
6 Dinahosting	75.292	41 ConfigBox	3.372	76 SANE SYSTEMS	689
7 SCIP	69.133	42 CENTRORED	3.306	77 J. ISERN PATENTES Y MARCAS	627
8 OVH HISPANO	64.772	43 Marcaria.com	3.214	78 NEXICA	590
9 ESTRATEGIAS WEBSITE	60.267	44 DIGIVAL	3.152	79 IP MIRROR	457
10 Nominalia	60.237	45 Herrero y Asociados	3.101	80 IDECNET	451
11 STRATO	46.201	46 SARENET	2.722	81 NAMEWEB	433
12 CDMON	45.249	47 WORLD WIDE WEB IBERCOM	2.669	82 DOMIHOST	424
13 REDCORUNA	33.888	48 INFORTELECOM HOSTING	2.640	83 IS-FUN	347
14 TUCOWS	27.558	49 DIGITAL VALUE	2.508	84 BBONLINE	335
15 ASCIO TECHNOLOGIES INC	27.364	50 SERDATA	2.493	85 123domain.eu	312
16 HOSTINET	21.852	51 SAFENAMES	2.486	86 EASYNET	299
17 EURODNS S.A.	20.560	52 EPAG Domainservices	2.447	87 HISPWEB	275
18 1API	19.767	53 Impresiones Web	2.442	88 Planetdomain	201
19 ABANSYS	19.072	54 Nameshield	2.391	89 INDOM	164
20 INTERNETX	15.970	55 COMVIVE SERVIDORES	2.371	90 TU DOMINIO	160
21 INTERDOMINIOS	14.907	56 SERVEISWEB	2.353	91 NAMECASE	158
22 DIRECTI	11.949	57 Nematic	2.268	92 CHIVALGES S.L.	128
23 CSC Corporate Domains	10.218	58 ARRAKIS-BT	2.156	93 NETKIA	125
24 Gandi	10.039	59 NOM-IQ LTD.	2.145	94 CPS-Datensysteme	111
25 WEBFUSION	9.214	60 NETIM	1.990	95 Documentdata	99
26 Entorno Digital	8.109	61 COMALIS	1.780	96 SIOSI	2
27 Internet Names	8.053	62 Active 24	1.542	97 IGARCOM INTERNET S.L.	0
28 AXARNET	7.662	63 InterNetworX	1.493	98 NAME.COM	0
29 REGISTRAR.EU	7.489	64 CLARKE, MODET AND CO	1.412	99 NAMEBAY SAM	0
30 MarkMonitor	7.336	65 PONS PATENTES Y MARCAS INT.	1.397	100 REGISTER.COM	0
31 Realtime Register B.V.	6.176	66 ARGORED	1.376	101 UNITED DOMAINS	0
32 LOADING	5.468	67 CORE ICR	1.272	102 PDR	0
33 NEODIGIT	4.465	68 DOMENESHOP	1.178		
34 Register.es	4.429	69 AVANZAS	1.040		
35 HOSPEDAJE Y DOMINIOS	4.253	70 Elzaburu	968		

Source: Red.es