

Public Corporate Entity



red.es

“.es” domain statistics

March 2013

April 2013

Index

| | | |
|---------|--|----|
| 1 | Introduction | 3 |
| 2 | Domains | 4 |
| | This section summarises statistical data referring to the composition of domains in the national market, both the country code TLD for Spain (.es) and also other TLDs. 4 | |
| 2.1 | Distribution of domains in Spain..... | 4 |
| 2.2 | The “.es” domain..... | 5 |
| 2.2.1 | Composition of the “.es” domain | 5 |
| 2.2.2 | Change over time of the “.es” domain | 6 |
| 2.2.2.1 | Historical Trend | 6 |
| 2.2.2.2 | Annual trend of active domains (last 12 months) | 7 |
| 2.2.3 | Registration and cancellation of domains..... | 8 |
| 2.2.4 | Geographical distribution | 9 |
| 3 | Accredited Registrars | 10 |
| 3.1 | Trend in the number of accredited registrar | 10 |
| 3.2 | List and domains per accredited registrar | 11 |

| | | | |
|--------|-------------------------|------------------|--------------|
| Red.es | | | Version: 1.0 |
| | Created by: Dominios.es | Date: April 2013 | Page 2 de 12 |

1 INTRODUCTION

The purpose of this statistical data report for **February 2013**, is to inform society of the current situation of “.es” domains, providing important and useful information to help those taking current and future decisions.

The **.es** domains register fosters and promotes the use of the “.es” domain as a reference of the Spanish language on internet at an international level, with a potential market of more than 400 million Spanish speakers; it is a **quality** domain, **secure**, **easy to acquire and renew** and with the benefit of added value services such as an **out-of-court dispute resolution procedure**.

In drawing up this report, we have based our findings on information from:

- ✚ Webhosting.info, an organisation that recompiles statistical data on TLDs at country level.
- ✚ The Red.es database.

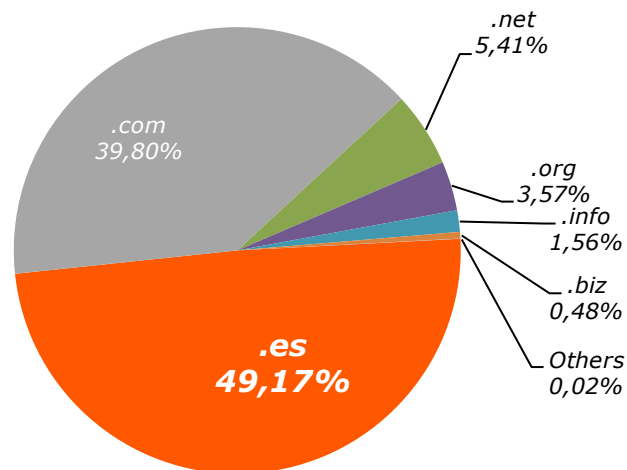
| | | | |
|--------|-------------------------|------------------|--------------|
| Red.es | | | Version: 1.0 |
| | Created by: Dominios.es | Date: April 2013 | Page 3 de 12 |

2 DOMAINS

This section summarises statistical data referring to the composition of domains in the national market, both the country code TLD for Spain (.es) and also other TLDs.

2.1 Distribution of domains in Spain

The figures show the total composition of domains in Spain, numbering over **3,333,181** domains. It shows that the “.es” domain is the most frequently used in Spain, clearly exceeding the “.com” domain.



| <u>Domains</u> | <u>Number of domains</u> |
|----------------|--------------------------|
| .es | 1.638.771 |
| .com | 1.326.561 |
| .net | 180.427 |
| .org | 119.037 |
| .info | 51.959 |
| .biz | 15.834 |
| Others | 592 |

Total 3.333.181

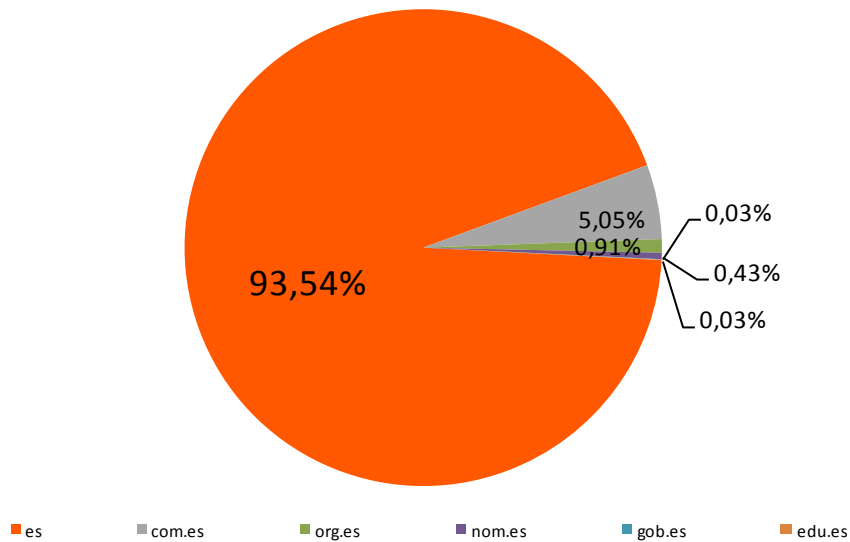
Source:
- Red.es
- WebHosting

| | | | |
|--------|-------------------------|------------------|--------------|
| Red.es | | | Version: 1.0 |
| | Created by: Dominios.es | Date: April 2013 | Page 4 de 12 |

2.2 The “.es” domain

This section focuses on the special features of the “.es” domain with respect to growth, composition, geographical localisation, etc.

2.2.1 Composition of the “.es” domain



| Domains Composition | |
|---------------------|--------------------|
| TLD | Nr Of Domains |
| es | 1.533.868 |
| com.es | 82.791 |
| org.es | 15.001 |
| nom.es | 7.098 |
| gob.es | 538 |
| edu.es | 426 |
| Total | 1.639.722 * |

The total number of “.es” domains is different because of the date when the data were taken

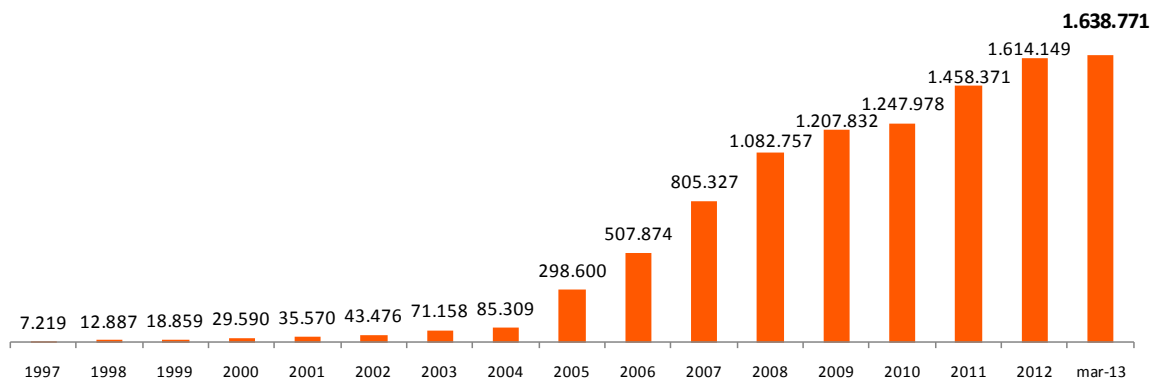
Source: Red.es

2.2.2 Change over time of the “.es” domain

The change over time of the “.es” domain is shown over the long and short terms, showing a clearly growing trend in the number of domains registered in recent years.

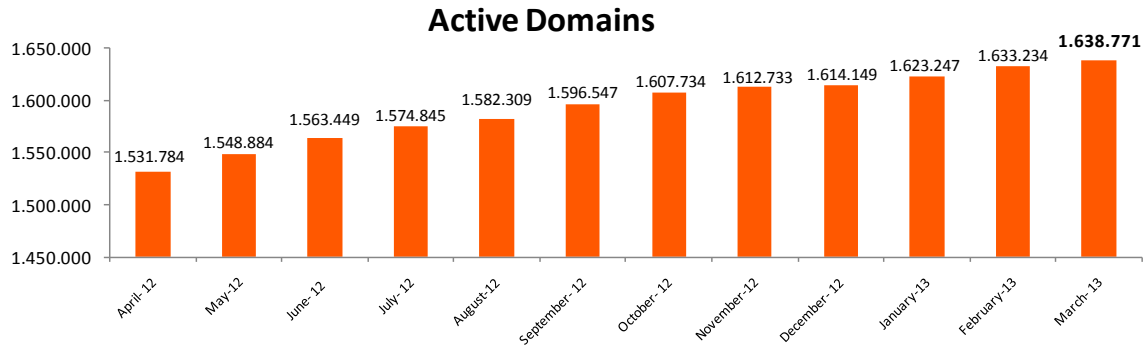
2.2.2.1 Historical Trend

Active domains



| Year | Active Domains |
|--------|----------------|
| 1997 | 7.219 |
| 1998 | 12.887 |
| 1999 | 18.859 |
| 2000 | 29.590 |
| 2001 | 35.570 |
| 2002 | 43.476 |
| 2003 | 71.158 |
| 2004 | 85.309 |
| 2005 | 298.600 |
| 2006 | 507.874 |
| 2007 | 805.327 |
| 2008 | 1.082.757 |
| 2009 | 1.207.832 |
| 2010 | 1.247.978 |
| 2011 | 1.458.371 |
| 2012 | 1.614.149 |
| mar-13 | 1.638.771 |

2.2.2.2 Annual trend of active domains (last 12 months)



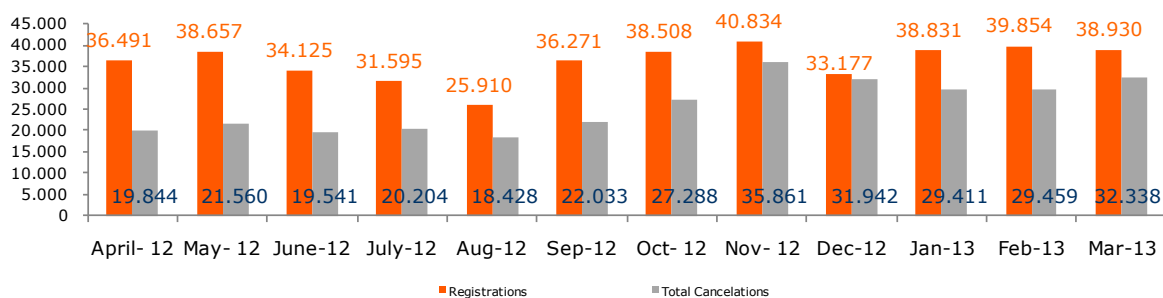
| Month | Active Domains |
|---------------|----------------|
| April- 12 | 1.531.784 |
| May-12 | 1.548.884 |
| June- 12 | 1.563.449 |
| July- 12 | 1.574.845 |
| August- 12 | 1.582.309 |
| September- 12 | 1.596.547 |
| October- 12 | 1.607.734 |
| November-12 | 1.612.733 |
| December- 12 | 1.614.149 |
| January-13 | 1.623.247 |
| February-13 | 1.633.234 |
| March- 13 | 1.638.771 |

Source: Red.es

2.2.3 Registration and cancellation of domains

Cancellation of domains includes cancellation properly speaking plus non-renewal of domains.

The trend shows moderate growth over the last year.



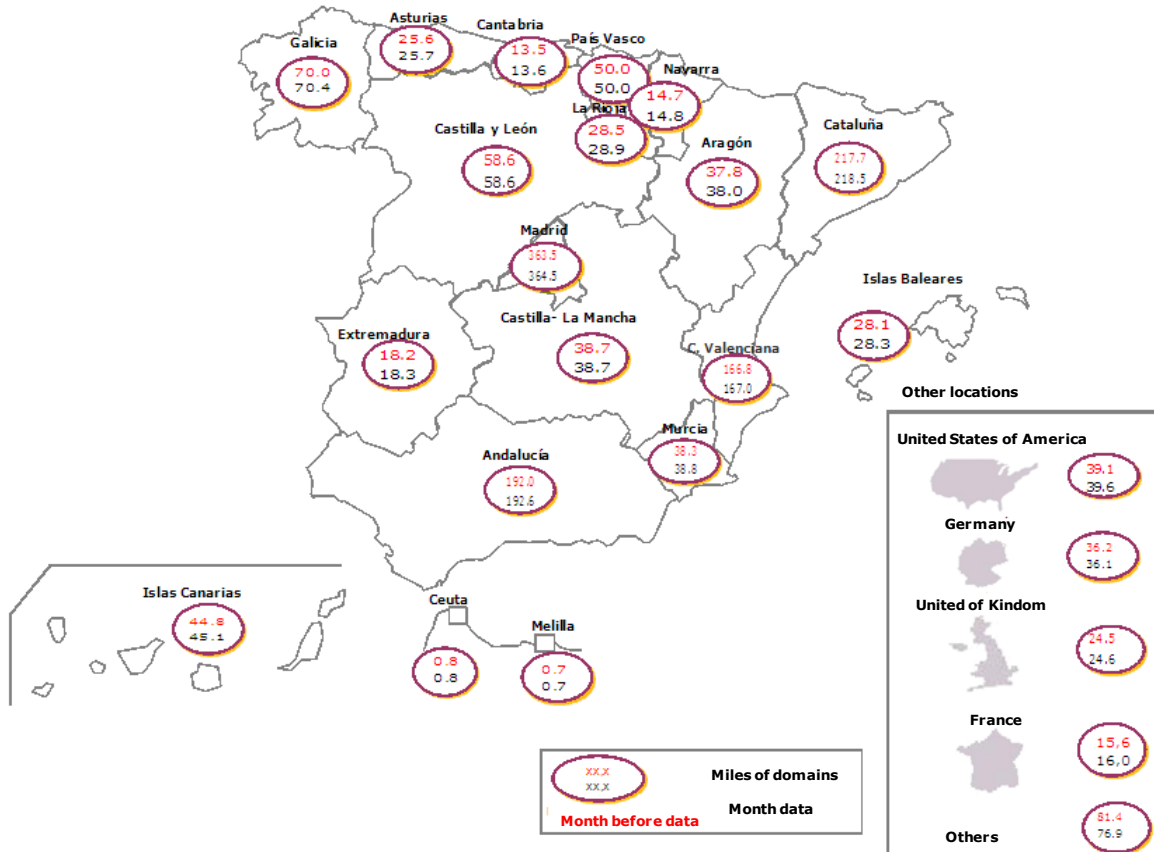
| Month | Registrations | Total Cancellations | Cancellations | No renewal |
|----------|---------------|--|---------------|------------|
| April-12 | 36.491 | 19.844 | 369 | 19.475 |
| May-12 | 38.657 | 21.560 | 834 | 20.726 |
| June-12 | 34.125 | 19.541 | 750 | 18.791 |
| July-12 | 31.595 | 20.204 | 729 | 19.475 |
| Aug-12 | 25.910 | 18.428 | 431 | 17.997 |
| Sep-12 | 36.271 | 22.033 | 356 | 21.677 |
| Oct-12 | 38.508 | 27.288 | 309 | 26.979 |
| Nov-12 | 40.834 | 35.861 | 363 | 35.498 |
| Dec-12 | 33.177 | 31.942 | 353 | 31.589 |
| Jan-13 | 38.831 | 29.411 | 336 | 29.075 |
| Feb-13 | 39.854 | 29.459 | 424 | 29.035 |
| Mar-13 | 38.930 | 32.338 | 473 | 31.865 |
| | | Total cancelations = cancelations + No renewal | | |

Source: Red.es

2.2.4 Geographical distribution

The following map shows the number of active domains by Autonomous Region and by country for countries with significant domain registrations. The data are comparative with respect to the previous month.

The Community of Madrid and Catalonia show the highest concentrations of active domains because population numbers and economic development of these regions are key for domain acquisition.

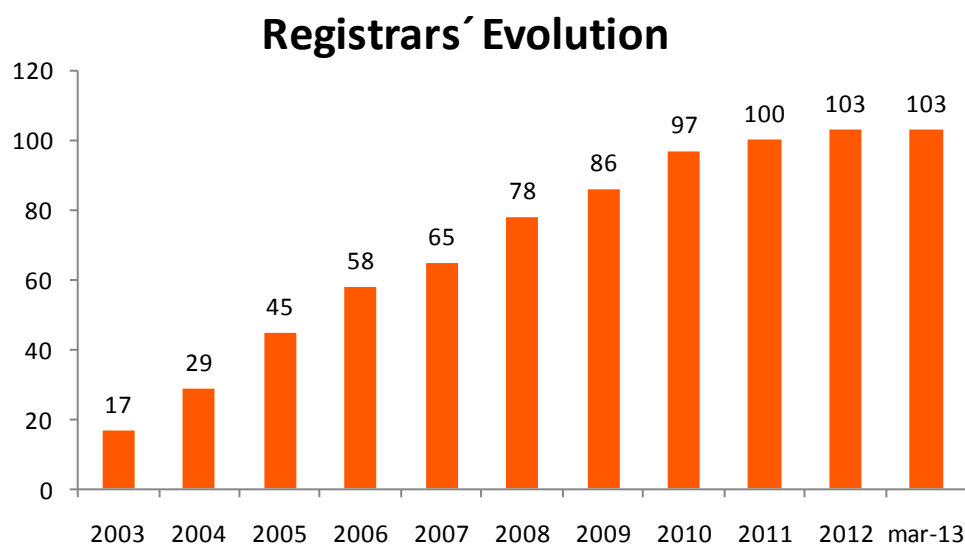


Source: Red.es

3 ACCREDITED REGISTRARS

3.1 Trend in the number of accredited registrar

As with the trend in domains, the number of accredited registrars has also grown significantly, mainly due to the increased domestic demand for “.es” domains.



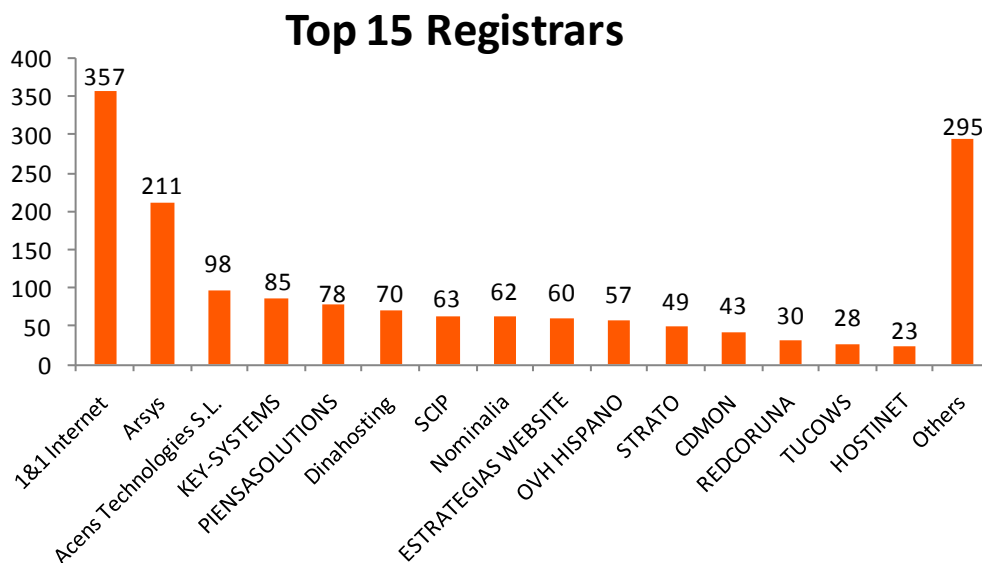
| Year | Nr Registrars | Nr of registrars active |
|--------|---------------|-------------------------|
| 2003 | 17 | 17 |
| 2004 | 12 | 29 |
| 2005 | 16 | 45 |
| 2006 | 13 | 58 |
| 2007 | 7 | 65 |
| 2008 | 13 | 78 |
| 2009 | 8 | 86 |
| 2010 | 11 | 97 |
| 2011 | 3 | 100 |
| 2012 | 3 | 103 |
| mar-13 | 0 | 103 |

Source: Red.es

3.2 List and domains per accredited registrar

Classification of accredited registrars by number of domains. The figure only shows the 15 registrars with the highest number of domains. The remainders are grouped into the same category ("others").

The figure shows there is a clear concentration in the sector.



Data in thousands of domains

| Registrars | Domains |
|-------------------------|---------|
| 1&1 Internet | 357.460 |
| Arsys | 211.313 |
| Acens Technologies S.L. | 97.610 |
| KEY-SYSTEMS | 85.224 |
| PIENSASOLUTIONS | 78.017 |
| Dinahosting | 69.512 |
| SCIP | 63.143 |
| Nominalia | 61.762 |
| ESTRATEGIAS WEBSITE | 59.794 |
| OVH HISPANO | 57.063 |
| STRATO | 48.849 |
| CDMON | 42.561 |
| REDCORUNA | 30.252 |
| TUCOWS | 27.570 |
| HOSTINET | 22.840 |
| Others | 295.383 |

Source: Red.es

An individual breakdown by accredited registrar and by number of domains is shown below:

| List of Registrars | | | | | |
|---------------------------|---------------|-------------------------------|---------------|-------------------------------|---------------|
| Registrar | Total domains | Registrar | Total domains | Registrar | Total domains |
| 1 1&1 Internet | 357.460 | 36 UBILIBET | 4.309 | 71 AVANZAS | 922 |
| 2 Arsys | 211.313 | 37 NERION | 3.931 | 72 DOMENESHOP | 805 |
| 3 Acens Technologies S.L. | 97.610 | 38 Impresiones Web | 3.643 | 73 MailClub | 764 |
| 4 KEY-SYSTEMS | 85.224 | 39 Instra Corporation | 3.496 | 74 Variomedia | 745 |
| 5 PIENSASOLUTIONS | 78.017 | 40 CENTRORED | 3.466 | 75 MESH DIGITAL LIMITED | 717 |
| 6 Dinahosting | 69.512 | 41 DIGIVAL | 3.367 | 76 SANE SYSTEMS | 696 |
| 7 SCIP | 63.143 | 42 Herrero y Asociados | 3.177 | 77 DOMAININFO | 691 |
| 8 Nominalia | 61.762 | 43 ConfigBox | 3.155 | 78 NEXICA | 656 |
| 9 ESTRATEGÍAS WEBSITE | 59.794 | 44 Marcaria.com | 3.064 | 79 J. ISERN PATENTES Y MARCAS | 635 |
| 10 OVH HISPANO | 57.063 | 45 SARENET | 2.734 | 80 IDECNET | 461 |
| 11 STRATO | 48.849 | 46 WORLD WIDE WEB IBERCOM | 2.686 | 81 IGARCOM INTERNET S.L. | 431 |
| 12 CDMON | 42.561 | 47 EPAG Domainservices | 2.617 | 82 DOMIHOST | 431 |
| 13 REDCORUNA | 30.252 | 48 SERVEISWEB | 2.594 | 83 NAMEWEB | 423 |
| 14 TUCOWS | 27.570 | 49 DIGITAL VALUE | 2.564 | 84 Planetdomain | 364 |
| 15 HOSTINET | 22.840 | 50 INFORTELECOM HOSTING | 2.407 | 85 BBONLINE | 335 |
| 16 EURODNS S.A. | 21.711 | 51 SERDATA | 2.387 | 86 EASYNET | 328 |
| 17 ABANSYS | 20.298 | 52 ARRAKIS-BT | 2.386 | 87 IS-FUN | 325 |
| 18 ASCIO TECHNOLOGIES INC | 18.933 | 53 COMVIVE SERVIDORES | 2.380 | 88 123domain.eu | 310 |
| 19 INTERDOMINIOS | 14.739 | 54 SAFENAMES | 2.374 | 89 HISPAWEB | 279 |
| 20 INTERNETX | 14.528 | 55 Nematic | 2.332 | 90 IP MIRROR | 246 |
| 21 IAPI | 13.672 | 56 INDOM | 1.932 | 91 Documentdata | 147 |
| 22 PDR | 9.987 | 57 NETIM | 1.841 | 92 TU DOMINIO | 140 |
| 23 CSC Corporate Domains | 9.334 | 58 COMALIS | 1.825 | 93 CHIVALGES S.L. | 126 |
| 24 Gandi | 8.885 | 59 Domestika | 1.794 | 94 CPS-Datensysteme | 106 |
| 25 Internet Names | 8.605 | 60 Active 24 | 1.529 | 95 NETKIA | 85 |
| 26 Entorno Digital | 8.361 | 61 ARGORED | 1.455 | 96 Domain Protect | 78 |
| 27 NEODIGIT | 8.185 | 62 PONS PATENTES Y MARCAS INT | 1.430 | 97 Interdomain | 57 |
| 28 WEBFUSION | 7.872 | 63 NOM-IQ LTD. | 1.377 | 98 SIOSI | 21 |
| 29 MarkMonitor | 6.906 | 64 CLARKE, MODET AND CO | 1.352 | 99 DOMAINCLUB | 5 |
| 30 AXARNET | 6.585 | 65 InterNetworX | 1.273 | 100 TMCLICK | 1 |
| 31 REGISTRAR.EU | 6.305 | 66 Nameshield | 1.247 | 101 REGISTER.COM | 0 |
| 32 Realtime Register B.V. | 5.145 | 67 CORE ICR | 1.232 | 102 United Domains | 0 |
| 33 Register.es | 4.718 | 68 NAMEBAY SAM | 1.098 | 103 NAME.COM | 0 |
| 34 HOSPEDAJE Y DOMINIOS | 4.380 | 69 Elzaburu | 1.083 | | |
| 35 WEIS CONSULTING | 4.335 | 70 RECOL | 1.032 | | |

Source: Red.es