

Public Corporate Entity



red.es

“.es” domain statistics **June 2014**

July 2014

Index

1	Introduction	3
2	Domains	4
	This section summarises statistical data referring to the composition of domains in the national market, both the country code TLD for Spain (.es) and also other TLDs. 4	
2.1	Distribution of domains in Spain	4
2.2	The “.es” domain	5
2.2.1	Composition of the “.es” domain	5
2.2.2	Change over time of the “.es” domain	6
2.2.2.1	Historical Trend	6
2.2.2.2	Annual trend of active domains (last 12 months)	7
2.2.3	Registration and cancellation of domains	8
2.2.4	Geographical distribution	9
3	Accredited Registrars	10
3.1	Trend in the number of accredited registrar	10
3.2	List and domains per accredited registrar	11

1 INTRODUCTION

The purpose of this statistical data report for **June 2014** is to inform society of the current situation of “.es” domains, providing important and useful information to help those taking current and future decisions.

The **.es** domains register fosters and promotes the use of the “.es” domain as a reference of the Spanish language on internet at an international level, with a potential market of more than 420 million Spanish speakers; it is a **quality** domain, **secure**, **easy to acquire and renew** and with the benefit of added value services such as an **out-of-court dispute resolution procedure**.

In drawing up this report, we have based our findings on information from:

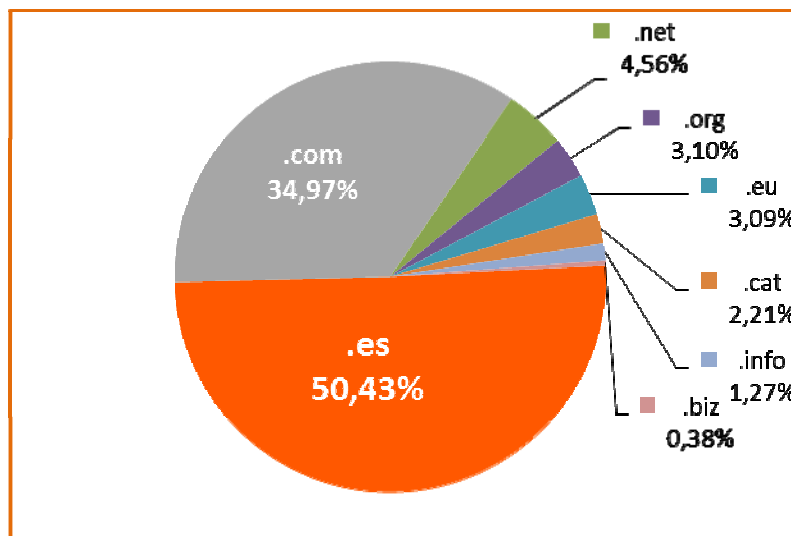
- Webhosting.info, an organization that recompiles statistical data on TLDs at country level.
- Eurid.eu, the registry that manages the .eu country code top-level domain.
- Council of European National Top Level Domain Registries (CENTR).
- The Red.es database.

2 DOMAINS

This section summarises statistical data referring to the composition of domains in the national market, both the country code TLD for Spain (.es) and also other TLDs.

2.1 Distribution of domains in Spain

The figures show the total composition of domains in Spain, numbering over **3,431,669** domains. It shows that the “.es” domain is the most frequently used in Spain, clearly exceeding the “.com” domain.



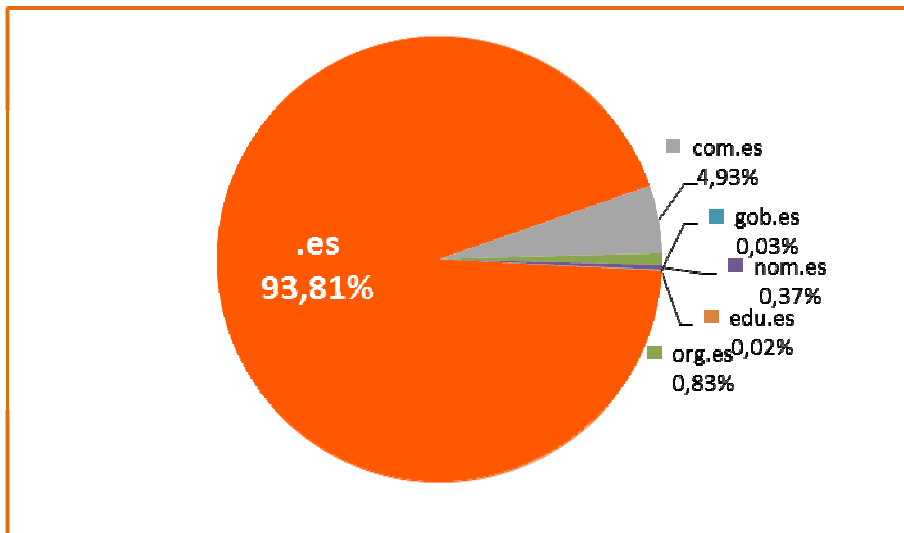
Domains	Number of domains
.es	1,730,483
.com	1,199,885
.net	156,429
.org	106,410
.eu	106,119
.cat	75,862
.info	43,565
.biz	12,916
Total	3,431,669

Source:
-Red.es
-Eurid.eu
- CENTR
- WebHosting

2.2 The “.es” domain

This section focuses on the special features of the “.es” domain with respect to growth, composition, geographical localization, etc.

2.2.1 Composition of the “.es” domain



Domains Composition	
TLD	Nr of Domains
es	1,624,660
com.es	85,308
org.es	14,343
nom.es	6,479
gob.es	565
edu.es	429

Total 1.731.784 *

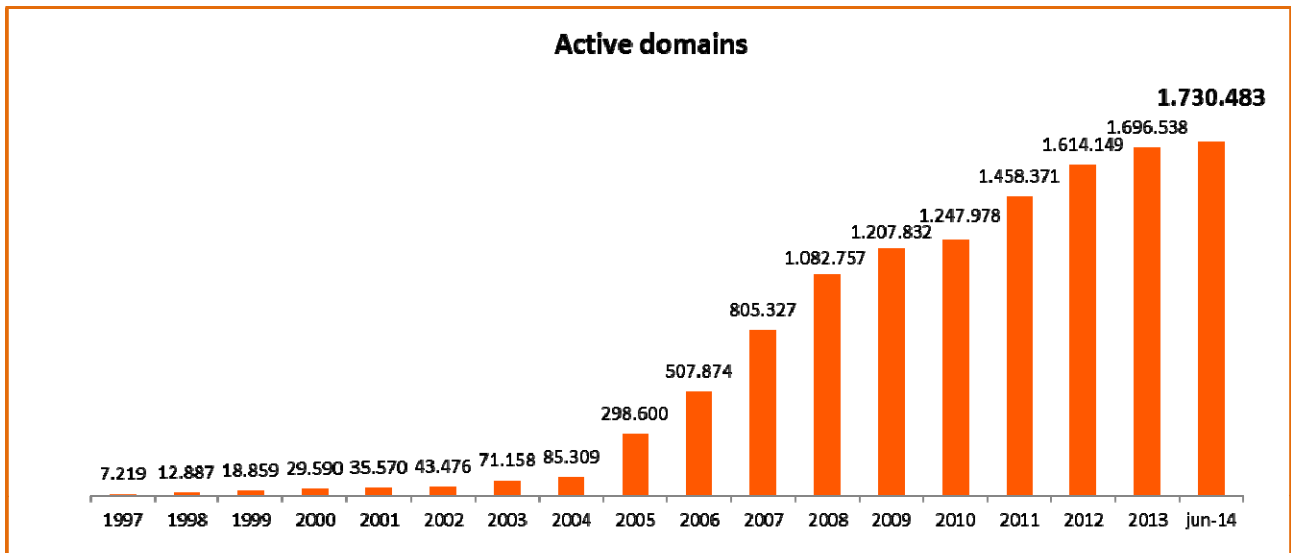
* The total number of domains is different because of the date when the data were taken

Source: Red.es

2.2.2 Change over time of the “.es” domain

The change over time of the “.es” domain is shown over the long and short terms, showing a clearly growing trend in the number of domains registered in recent years.

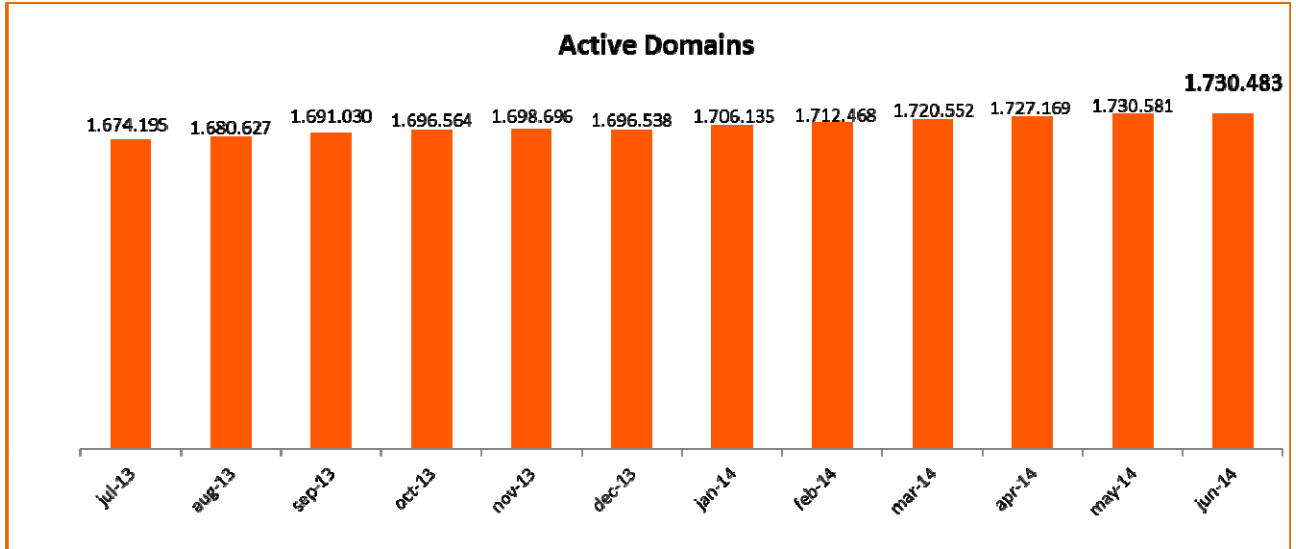
2.2.2.1 Historical Trend



Year	Active Domains
1997	7,219
1998	12,887
1999	18,859
2000	29,590
2001	35,570
2002	43,476
2003	71,158
2004	85,309
2005	298,600
2006	507,874
2007	805,327
2008	1,082,757
2009	1,207,832
2010	1,247,978
2011	1,458,371
2012	1,614,149
2013	1,696,538
jun-14	1,730,483

Source: Red.es

2.2.2.2 Annual trend of active domains (last 12 months)



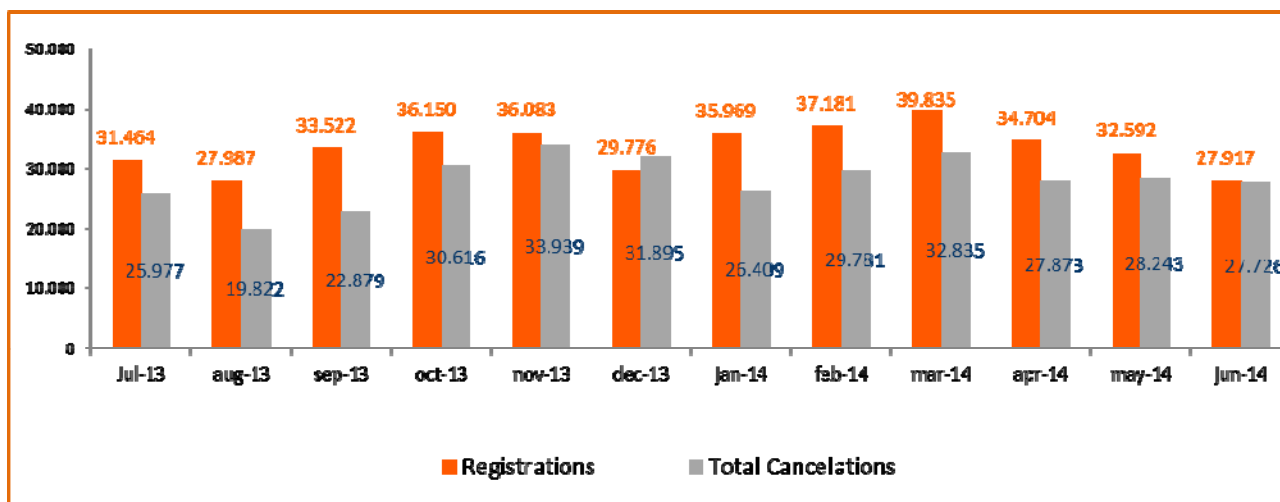
Month	Active Domains
Jul-13	1,674,195
Aug-13	1,680,627
Sep-13	1,691,030
Oct-13	1,696,564
Nov-13	1,698,696
Dec-13	1,696,538
Jan-14	1,706,135
Feb-14	1,712,468
Mar-14	1,720,552
Apr-14	1,727,169
May-14	1,730,581
Jun-14	1,730,483

Source: Red.es

2.2.3 Registration and cancellation of domains

Cancellation of domains includes cancellation properly speaking plus non-renewal of domains.

The trend shows moderate growth over the last year.



Month	Registrations	Total Cancellations	Cancellations	No renewal
Jul-13	31,464	25,977	335	25,642
aug-13	27,987	19,822	302	19,520
sep-13	33,522	22,879	277	22,602
oct-13	36,150	30,616	389	30,227
nov-13	36,083	33,939	362	33,577
dec-13	29,776	31,895	488	31,407
jan-14	35,969	26,409	431	25,978
feb-14	37,181	29,781	382	29,399
mar-14	39,835	32,835	431	32,404
apr-14	34,704	27,873	405	27,468
may-14	32,592	28,243	454	27,789
jun-14	27,917	27,726	540	27,186

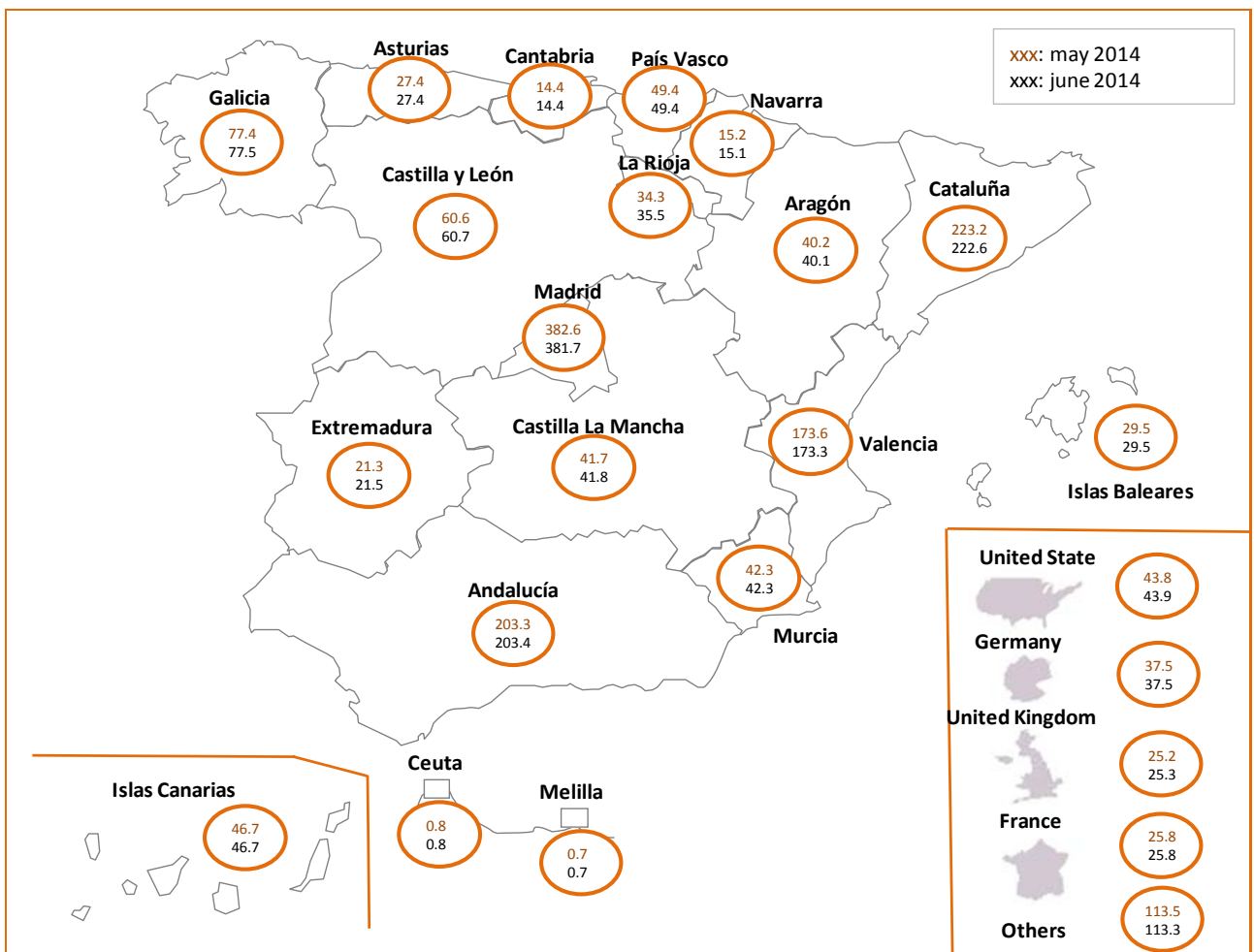
Total cancellations = cancellations + No renewal

Source: Red.es

2.2.4 Geographical distribution

The following map shows the number of active domains by Autonomous Region and by country for countries with significant domain registrations. The data are comparative with respect to the previous month.

The Community of Madrid and Catalonia show the highest concentrations of active domains because population numbers and economic development of these regions are key for domain acquisition.

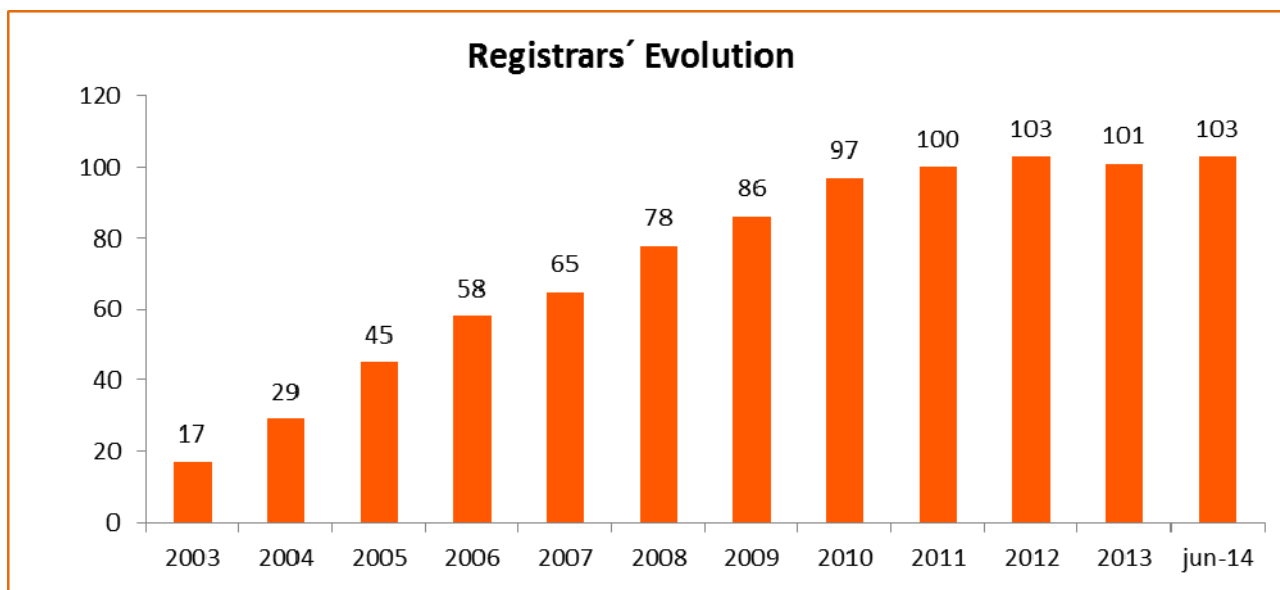


Source: Red.es

3 ACCREDITED REGISTRARS

3.1 Trend in the number of accredited registrar

As with the trend in domains, the number of accredited registrars has also grown significantly, mainly due to the increased domestic demand for “.es” domains.



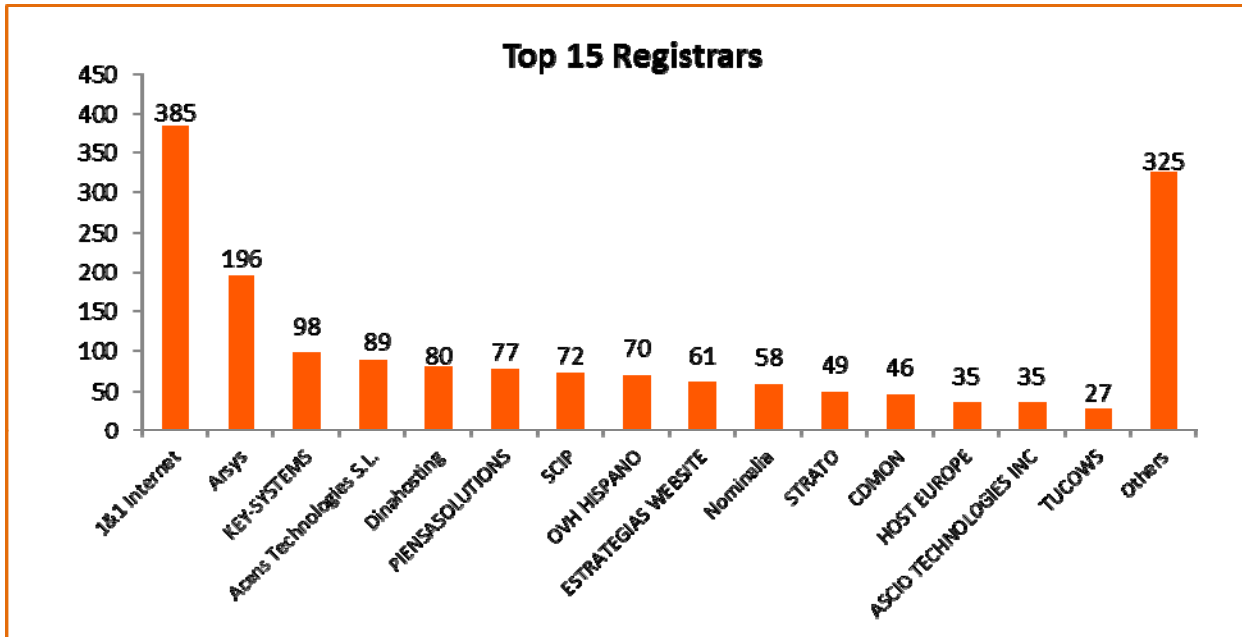
Year	Nr Registrars	Nr of registrars active
2003	17	17
2004	12	29
2005	16	45
2006	13	58
2007	7	65
2008	13	78
2009	8	86
2010	11	97
2011	3	100
2012	3	103
2013	-2	101
jun-14	2	103

Source: Red.es

3.2 List and domains per accredited registrar

Classification of accredited registrars by number of domains. The figure only shows the 15 registrars with the highest number of domains. The remainders are grouped into the same category ("others").

The figure shows there is a clear concentration in the sector.



Data in thousands of domains

Registrars	Domains
1&1 Internet	385,467
Arsys	195,981
KEY-SYSTEMS	97,891
Acens Technologies S.L.	89,274
Dinahosting	79,811
PIENSASOLUTIONS	77,411
SCIP	72,244
OVH HISPANO	69,791
ESTRATEGIAS WEBSITE	60,670
Nominalia	58,395
STRATO	49,226
CDMON	45,512
HOST EUROPE	35,489
ASCIO TECHNOLOGIES INC	35,459
TUCOWS	26,913
Others	325,242

Source: Red.es

An individual breakdown by accredited registrar and by number of domains is shown below:

List of Registrars					
Registrar	Total domains	Registrar	Total domains	Registrar	Total domains
1 1&1 Internet	385.467	36 NEODIGIT	4.157	71 NEUDOMAINS	1.202
2 Arsys	195.981	37 NERION	4.144	72 AVANZAS	1.114
3 KEY-SYSTEMS	97.891	38 HOSPEDAJE Y DOMINIOS	4.140	73 Elzaburu	969
4 Acens Technologies S.L.	89.274	39 UBILIBET	3.882	74 MESH DIGITAL LIMITED	958
5 Dinahosting	79.811	40 Instra Corporation	3.731	75 MailClub	870
6 PIENSASOLUTIONS	77.411	41 PDR LTD	3.616	76 TUS MARCAS A UN CLICK	788
7 SCIP	72.244	42 ConfigBox	3.503	77 Variomedia	722
8 OVH HISPANO	69.791	43 Marcaria.com	3.476	78 DOMAININFO	699
9 ESTRATEGIAS WEBSITE	60.670	44 DOMAINCLUB	3.406	79 SANE SYSTEMS	687
10 Nominalia	58.395	45 WEIS CONSULTING	3.275	80 J. ISERN PATENTES Y MARCAS	615
11 STRATO	49.226	46 CENTRORED	3.138	81 NEXICA	568
12 CDMON	45.512	47 DIGIVAL	3.017	82 IP MIRROR	459
13 HOST EUROPE	35.489	48 Herrero y Asociados	2.963	83 NAMEWEB	445
14 ASCIO TECHNOLOGIES INC	35.459	49 EPAG Domainservices	2.736	84 IDECNET	429
15 TUCOWS	26.913	50 SAFENAMES	2.736	85 DOMIHOST	426
16 IAPI	23.965	51 SARENET	2.691	86 IS-FUN	365
17 ABANSYS	18.500	52 WORLD WIDE WEB IBERCOM	2.604	87 BBONLINE	331
18 HOSTINET	17.728	53 COMVIVE SERVIDORES	2.588	88 123domain.eu	310
19 EURODNS S.A.	16.938	54 SERDATA	2.564	89 HISPANET	283
20 INTERNETX	16.462	55 DIGITAL VALUE	2.533	90 PROFESIONALHOSTING	229
21 INTERDOMINIOS	15.037	56 NOM-IQ LTD.	2.332	91 EASYNET	213
22 REGISTRAR.EU	13.126	57 Nameshield	2.205	92 CPS-Datensysteme	194
23 CSC Corporate Domains	10.575	58 Nematic	2.155	93 NETKIA	180
24 Gandi	10.372	59 SERVEISWEB	2.111	94 INDOM	163
25 DIRECTI	10.072	60 NETIM	2.016	95 TU DOMINIO	140
26 WEBFUSION	9.057	61 ARRAKIS-BT	1.968	96 Planetdomain	139
27 AXARNET	8.276	62 COMALIS	1.817	97 CHIVALGES S.L.	134
28 LOADING	7.886	63 Impresiones Web	1.779	98 Documentdata	99
29 Entorno Digital	7.795	64 Active 24	1.623	99 SIOSI	1
30 MarkMonitor	7.586	65 DOMENESHOP	1.459	100 UNITED DOMAINS	0
31 Realtime Register B.V.	7.112	66 InterNetworX	1.412	101 NAMEBAY SAM	0
32 Internet Names	5.972	67 PONS PATENTES Y MARCAS INT.	1.396	102 REGISTER.COM	0
33 NAMECASE	4.854	68 CLARKE, MODET AND CO	1.380	103 REGISTRYGATE	0
34 INFORTELECOM HOSTING	4.610	69 ARGORED	1.290		
35 Register.es	4.487	70 CORE ICR	1.257		

Source: Red.es