

Public Corporate Entity



red.es

".es" domain statistics

June 2013

July 2013

Index

1	Introduction	3
2	Domains.....	4
	This section summarises statistical data referring to the composition of domains in the national market, both the country code TLD for Spain (.es) and also other TLDs.	
		4
2.1	Distribution of domains in Spain	4
2.2	The “.es” domain.....	5
2.2.1	Composition of the “.es” domain	5
2.2.2	Change over time of the “.es” domain.....	6
2.2.2.1	Historical Trend	6
2.2.2.2	Annual trend of active domains (last 12 months)	7
2.2.3	Registration and cancellation of domains	8
2.2.4	Geographical distribution	9
3	Accredited Registrars.....	10
3.1	Trend in the number of accredited registrar.....	10
3.2	List and domains per accredited registrar	11

Red.es			Version: 1.0
	Created by: Dominios.es	Date: June 2013	Page 2 de 12

1 INTRODUCTION

The purpose of this statistical data report for **June 2013**, is to inform society of the current situation of “.es” domains, providing important and useful information to help those taking current and future decisions.

The .es domains register fosters and promotes the use of the “.es” domain as a reference of the Spanish language on internet at an international level, with a potential market of more than 400 million Spanish speakers; it is a **quality domain, secure, easy to acquire and renew** and with the benefit of added value services such as an **out-of-court dispute resolution procedure**.

In drawing up this report, we have based our findings on information from:

- ✚ Webhosting.info, an organization that recompiles statistical data on TLDs at country level.
- ✚ The Red.es database.

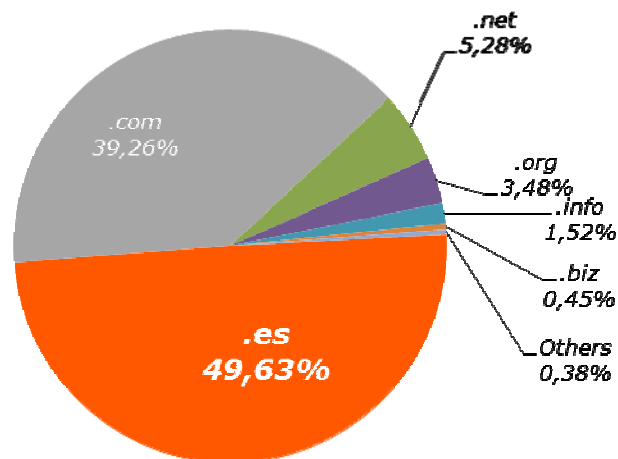
Red.es			Version: 1.0
	Created by: Dominios.es	Date: June 2013	Page 3 de 12

2 DOMAINS

This section summarises statistical data referring to the composition of domains in the national market, both the country code TLD for Spain (.es) and also other TLDs.

2.1 Distribution of domains in Spain

The figures show the total composition of domains in Spain, numbering over 3,362,624 domains. It shows that the “.es” domain is the most frequently used in Spain, clearly exceeding the “.com” domain.



<u>Domains</u>	<u>Number of domains</u>
.es	1.668.709
.com	1.320.213
.net	177.452
.org	117.132
.info	50.992
.biz	15.215
Others	12.911
Total	3.362.624

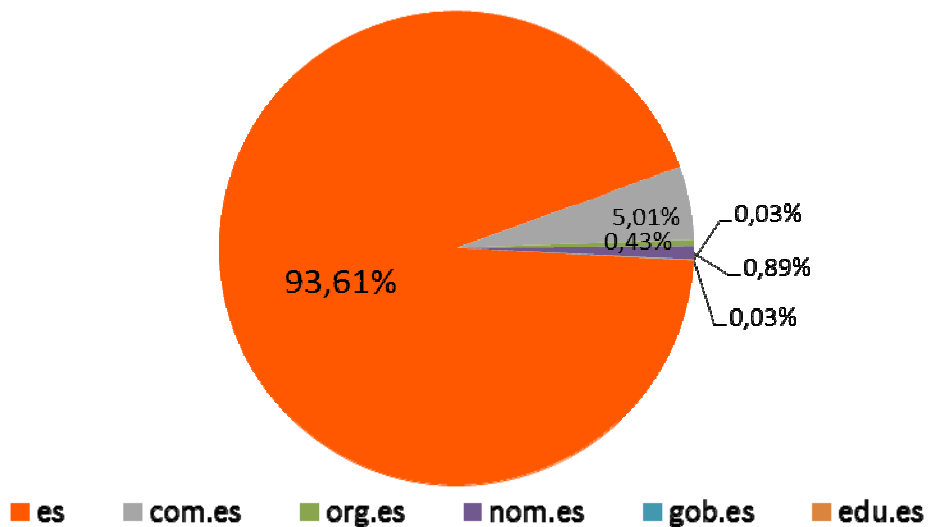
Source:
- Red.es
- WebHosting

Red.es			Version: 1.0
	Created by: Dominios.es	Date: June 2013	Page 4 de 12

2.2 The ".es" domain

This section focuses on the special features of the ".es" domain with respect to growth, composition, geographical localisation, etc.

2.2.1 Composition of the ".es" domain



Domains Composition	
TLD	Nr of Domains
es	1.561.951
com.es	83.605
org.es	7.209
nom.es	14.910
gob.es	540
edu.es	429
Total	1.668.644

The total number of ".es" domains is different because of the date when the data were taken

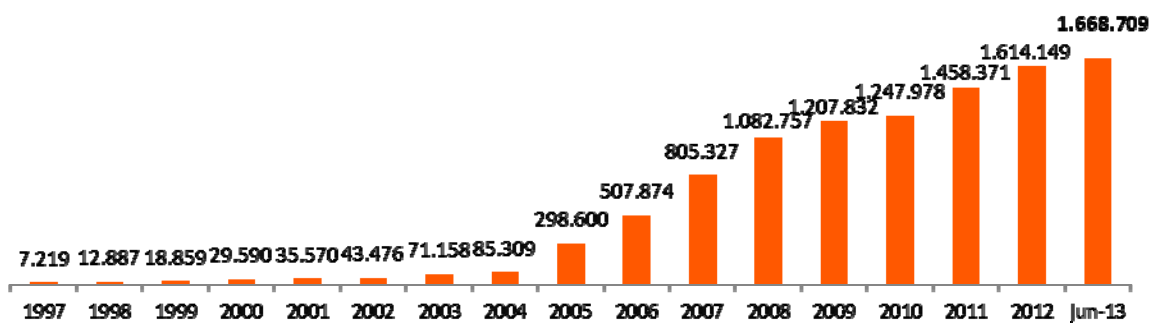
Source: Red.es

2.2.2 Change over time of the “.es” domain

The change over time of the “.es” domain is shown over the long and short terms, showing a clearly growing trend in the number of domains registered in recent years.

2.2.2.1 Historical Trend

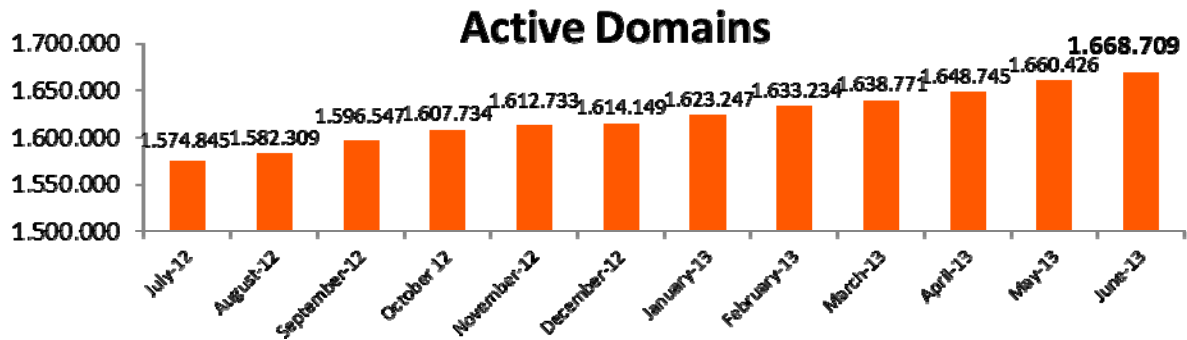
Active domains



Year	Active Domains
1997	7.219
1998	12.887
1999	18.859
2000	29.590
2001	35.570
2002	43.476
2003	71.158
2004	85.309
2005	298.600
2006	507.874
2007	805.327
2008	1.082.757
2009	1.207.832
2010	1.247.978
2011	1.458.371
2012	1.614.149
jun-13	1.668.709

Source: Red.es

2.2.2.2 Annual trend of active domains (last 12 months)



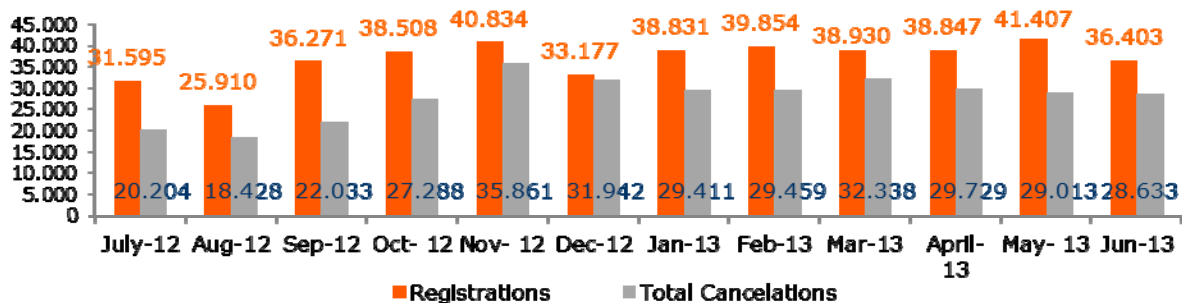
Month	Active Domains
July-12	1.574.845
August-12	1.582.309
September-12	1.596.547
October-12	1.607.734
November-12	1.612.733
December-12	1.614.149
January-13	1.623.247
February-13	1.633.234
March-13	1.638.771
April-13	1.648.745
May-13	1.660.426
June-13	1.668.709

Source: Red.es

2.2.3 Registration and cancellation of domains

Cancellation of domains includes cancellation properly speaking plus non-renewal of domains.

The trend shows moderate growth over the last year.



Month	Registrations	Total Cancellations	Cancellations	No renewal
July-12	31.595	20.204	729	19.475
Aug-12	25.910	18.428	431	17.997
Sep-12	36.271	22.033	356	21.677
Oct-12	38.508	27.288	309	26.979
Nov-12	40.834	35.861	363	35.498
Dec-12	33.177	31.942	353	31.589
Jan-13	38.831	29.411	336	29.075
Feb-13	39.854	29.459	424	29.035
Mar-13	38.930	32.338	473	31.865
April-13	38.847	29.729	525	29.204
May-13	41.407	29.013	309	28.704
Jun-13	36.403	28.633	328	28.305

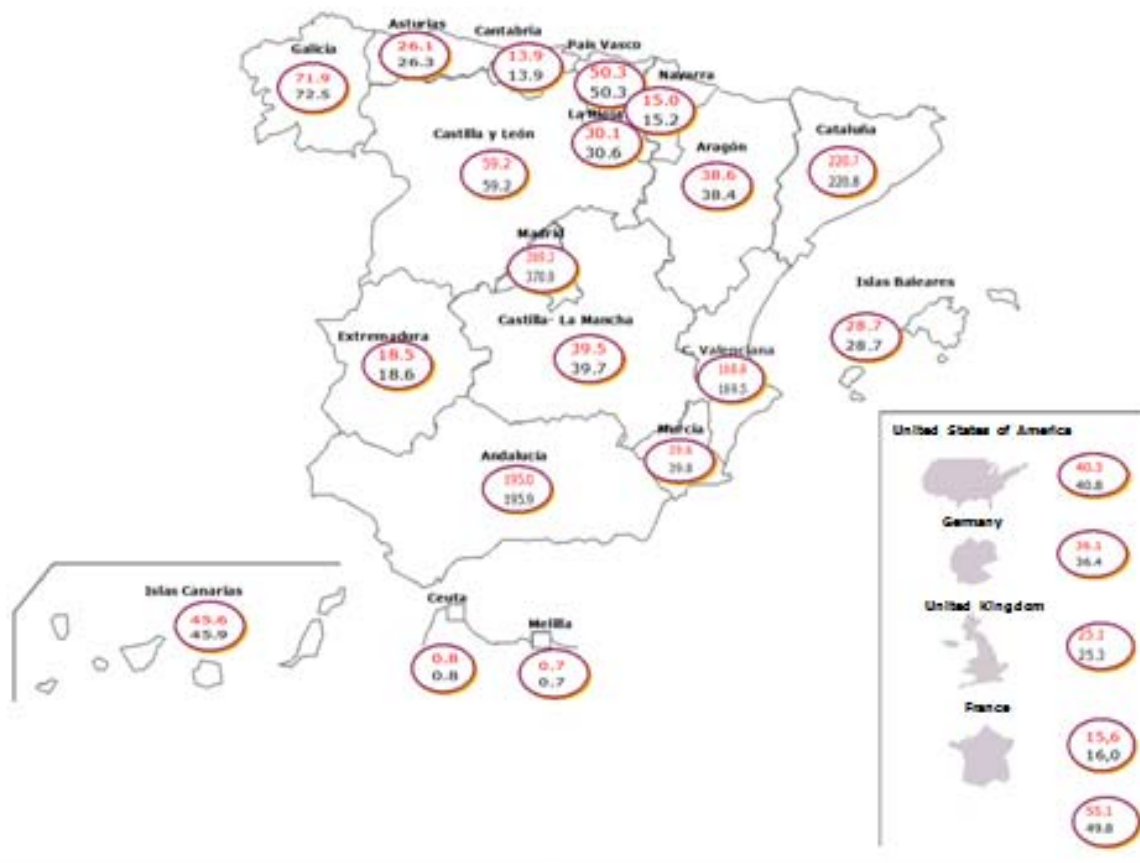
Total cancellations = cancellations + No renewal

Source: Red.es

2.2.4 Geographical distribution

The following map shows the number of active domains by Autonomous Region and by country for countries with significant domain registrations. The data are comparative with respect to the previous month.

The Community of Madrid and Catalonia show the highest concentrations of active domains because population numbers and economic development of these regions are key for domain acquisition.

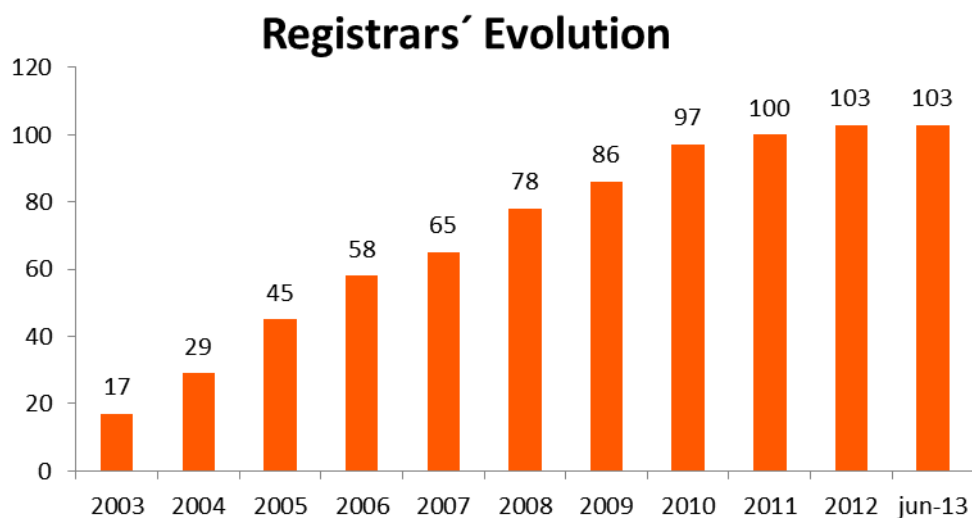


Source: Red.es

3 ACCREDITED REGISTRARS

3.1 Trend in the number of accredited registrar

As with the trend in domains, the number of accredited registrars has also grown significantly, mainly due to the increased domestic demand for “.es” domains.



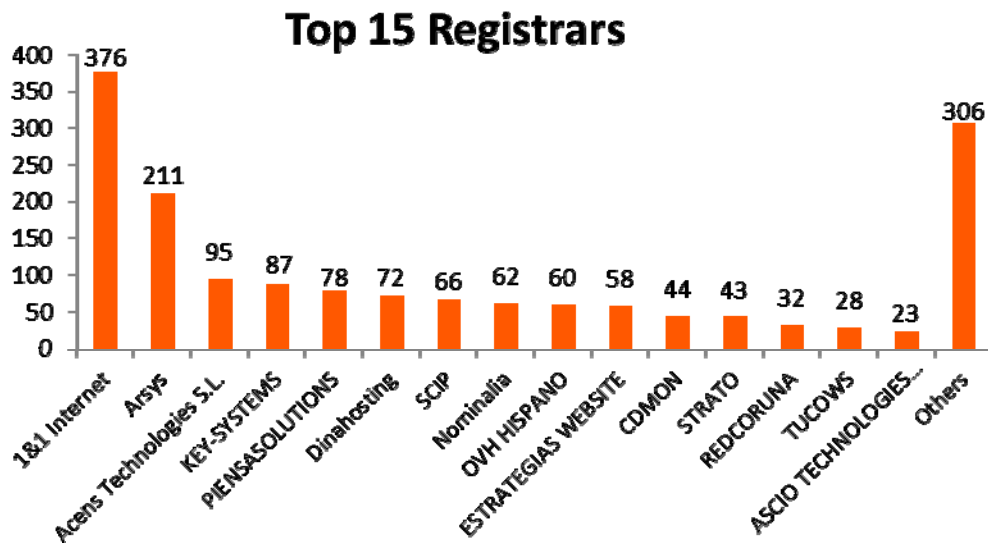
Year	Nr Registrars	Nr of registrars active
2003	17	17
2004	12	29
2005	16	45
2006	13	58
2007	7	65
2008	13	78
2009	8	86
2010	11	97
2011	3	100
2012	3	103
jun-13	0	103

Source: Red.es

3.2 List and domains per accredited registrar

Classification of accredited registrars by number of domains. The figure only shows the 15 registrars with the highest number of domains. The remainders are grouped into the same category ("others").

The figure shows there is a clear concentration in the sector.



Data in thousands of domains

Registrars	Domains
1&1 Internet	376.301
Arsys	210.514
Acens Technologies S.L.	95.298
KEY-SYSTEMS	87.162
PIENSASOLUTIONS	78.376
Dinahosting	71.949
SCIP	65.792
Nominalia	61.688
OVH HISPANO	60.138
ESTRATEGIAS WEBSITE	57.720
CDMON	44.123
STRATO	42.642
REDCORUNA	31.783
TUCOWS	27.775
ASCIO TECHNOLOGIES INC	22.898
Others	305.810

Source: Red.es

An individual breakdown by accredited registrar and by number of domains is shown below:

List of Registrars					
Registrar	Total domains	Registrar	Total domains	Registrar	Total domains
1 1&1 Internet	376.301	36 LOADING	4.236	71 MailClub	785
2 Arsys	210.514	37 NERION	3.990	72 MESH DIGITAL LIMITED	771
3 Acens Technologies S.L.	95.298	38 UBILIBET	3.987	73 Variomedia	743
4 KEY-SYSTEMS	87.162	39 Instra Corporation	3.581	74 SANE SYSTEMS	698
5 PIENSASOLUTIONS	78.376	40 CENTRORED	3.399	75 DOMAININFO	685
6 Dinahosting	71.949	41 DIGIVAL	3.276	76 NEXICA	632
7 SCIP	65.792	42 ConfigBox	3.245	77 J. ISERN PATENTES Y MARCAS	627
8 Nominalia	61.688	43 Herrero y Asociados	3.189	78 IDECNET	462
9 OVH HISPANO	60.138	44 Impresiones Web	3.185	79 DOMIHOST	457
10 ESTRATEGIAS WEBSITE	57.720	45 Marcaria.com	3.116	80 NAMEWEB	427
11 CDMON	44.123	46 SARENET	2.775	81 IGARCOM INTERNET S.L.	401
12 STRATO	42.642	47 WORLD WIDE WEB IBERCOM	2.667	82 IS-FUN	346
13 REDCORUNA	31.783	48 EPAG Domainservices	2.660	83 BBONLINE	332
14 TUCOWS	27.775	49 INFORTELECOM HOSTING	2.615	84 IP MIRROR	332
15 ASCIO TECHNOLOGIES INC	22.898	50 DIGITAL VALUE	2.582	85 EASYNET	322
16 HOSTINET	22.806	51 SERVEISWEB	2.537	86 123domain.eu	316
17 EURODNS S.A.	21.346	52 COMVIVE SERVIDORES	2.429	87 Planetdomain	277
18 ABANSYS	19.901	53 SAFENAMES	2.424	88 HISPANWEB	273
19 1API	15.924	54 SERDATA	2.414	89 INDOM	181
20 INTERNETX	15.091	55 Nameshield	2.361	90 TU DOMINIO	160
21 INTERDOMINIOS	14.802	56 Nematic	2.325	91 Documentdata	147
22 DIRECTI	10.773	57 ARRAKIS-BT	2.303	92 CHIVALGES S.L.	127
23 CSC Corporate Domains	9.630	58 NETIM	1.911	93 DOMAINCLUB	121
24 Gandi	9.390	59 COMALIS	1.755	94 NETKIA	112
25 Internet Names	8.623	60 Active 24	1.525	95 CPS-Datensysteme	111
26 WEBFUSION	8.545	61 COM LAUDE	1.448	96 NAMECASE	59
27 Entorno Digital	8.205	62 InterNetworX	1.443	97 SIOSI	21
28 NEODIGIT	7.891	63 PONS PATENTES Y MARCAS INT.	1.435	98 DOMAIN PROTECT	0
29 MarkMonitor	7.142	64 ARGORED	1.432	99 NAMEBAY	0
30 AXARNET	7.086	65 CLARKE, MODET AND CO	1.365	100 NAME.COM	0
31 Openprovider	7.038	66 CORE ICR	1.251	101 RECOL	0
32 Realtime Register B.V.	5.615	67 Elzaburu	1.079	102 Register.com	0
33 Register.es	4.617	68 AVANZAS	964	103 United Domains	0
34 HOSPEDAJE Y DOMINIOS	4.373	69 TUS MARCAS A UN CLICK	960		
35 WEIS CONSULTING	4.283	70 DOMENESHOP	940		

Source: Red.es