

Public Corporate Entity



red.es

“.es” domain statistics July 2014

August 2014

Index

1	Introduction	3
2	Domains	4
	This section summarises statistical data referring to the composition of domains in the national market, both the country code TLD for Spain (.es) and also other TLDs. 4	
2.1	Distribution of domains in Spain	4
2.2	The “.es” domain.....	5
2.2.1	Composition of the “.es” domain.....	5
2.2.2	Change over time of the “.es” domain.....	6
2.2.2.1	Historical Trend	6
2.2.2.2	Annual trend of active domains (last 12 months).....	7
2.2.3	Registration and cancellation of domains.....	8
2.2.4	Geographical distribution.....	9
3	Accredited Registrars	10
3.1	Trend in the number of accredited registrar.....	10
3.2	List and domains per accredited registrar.....	11

1 INTRODUCTION

The purpose of this statistical data report for **July 2014** is to inform society of the current situation of “.es” domains, providing important and useful information to help those taking current and future decisions.

The **.es** domains register fosters and promotes the use of the “.es” domain as a reference of the Spanish language on internet at an international level, with a potential market of more than 420 million Spanish speakers; it is a **quality** domain, **secure**, **easy to acquire and renew** and with the benefit of added value services such as an **out-of-court dispute resolution procedure**.

In drawing up this report, we have based our findings on information from:

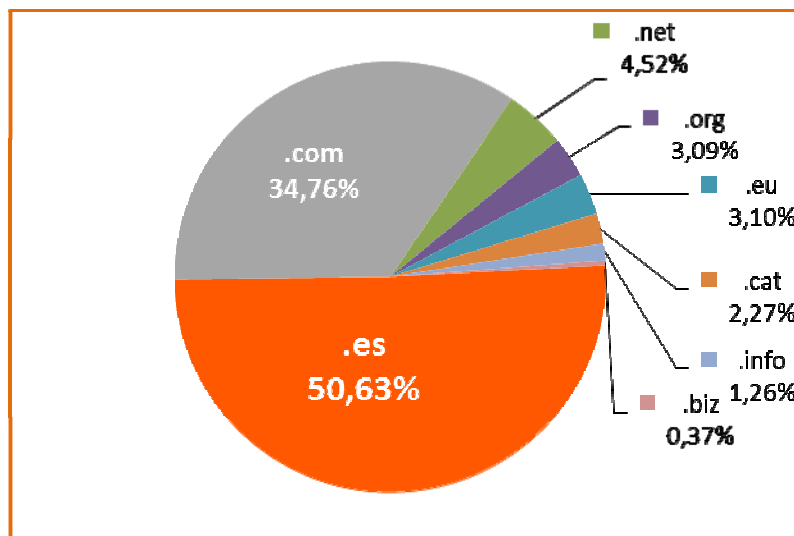
- Webhosting.info, an organization that recompiles statistical data on TLDs at country level.
- Eurid.eu, the registry that manages the .eu country code top-level domain.
- Council of European National Top Level Domain Registries (CENTR).
- The Red.es database.

2 DOMAINS

This section summarises statistical data referring to the composition of domains in the national market, both the country code TLD for Spain (.es) and also other TLDs.

2.1 Distribution of domains in Spain

The figures show the total composition of domains in Spain, numbering over **3,424,215** domains. It shows that the “.es” domain is the most frequently used in Spain, clearly exceeding the “.com” domain.



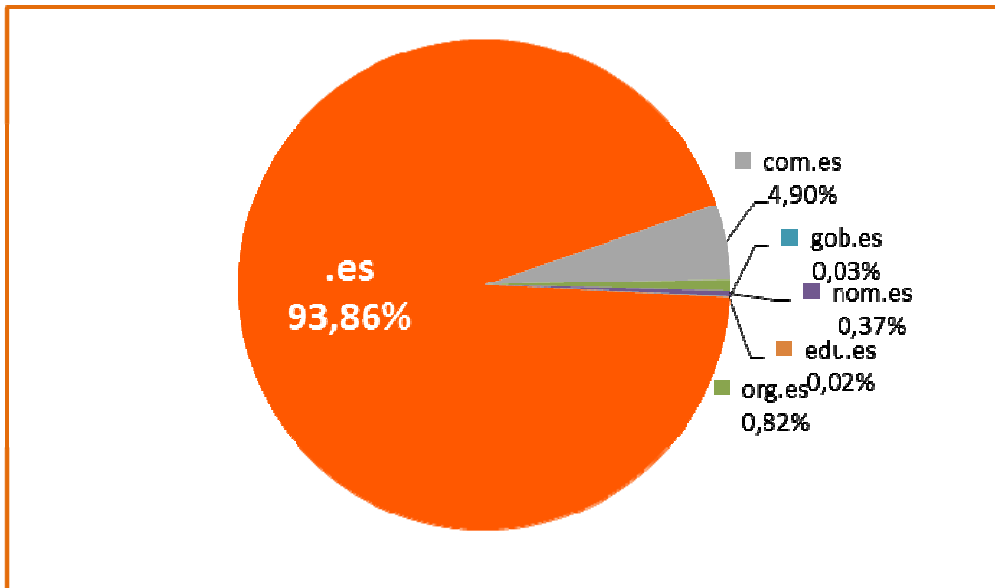
Domains	Number of domains
.es	1,733,804
.com	1,190,391
.net	154,834
.org	105,661
.eu	105,995
.cat	77,560
.info	43,183
.biz	12,787
Total	3,424,215

Source:
-Red.es
-Eurid.eu
- CENTR
- WebHosting

2.2 The “.es” domain

This section focuses on the special features of the “.es” domain with respect to growth, composition, geographical localization, etc.

2.2.1 Composition of the “.es” domain



Domains Composition	
TLD	Nr of Domains
es	1,627,852
com.es	84,923
org.es	14,145
nom.es	6,345
gob.es	564
edu.es	427
Total	1,734,256 *

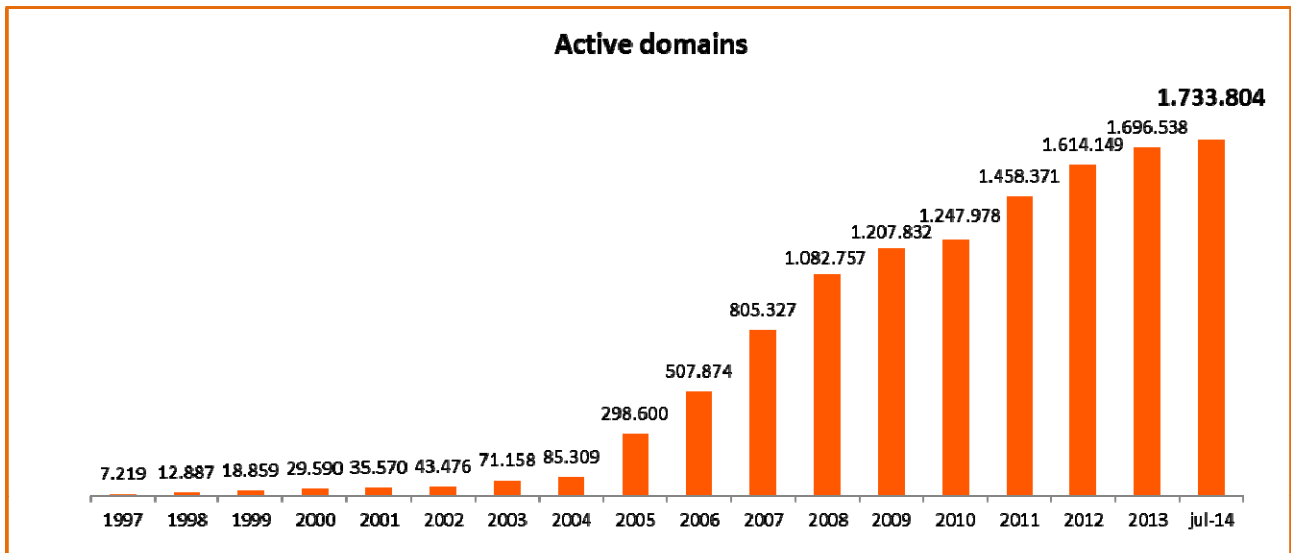
* The total number of domains is different because of the date when the data were taken

Source: Red.es

2.2.2 Change over time of the “.es” domain

The change over time of the “.es” domain is shown over the long and short terms, showing a clearly growing trend in the number of domains registered in recent years.

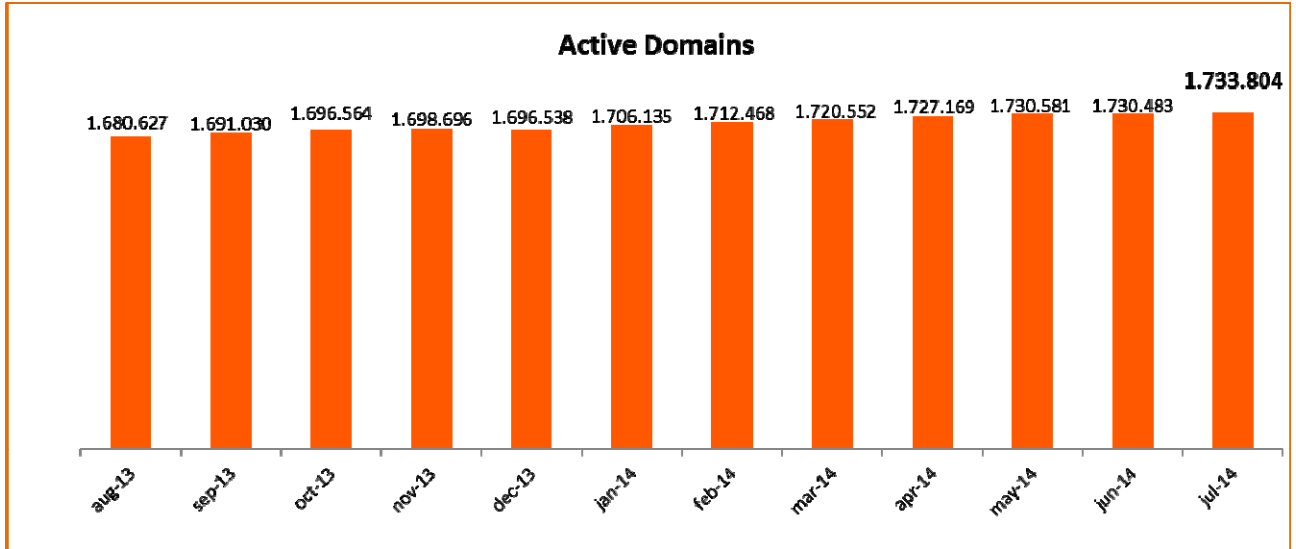
2.2.2.1 Historical Trend



Year	Active Domains
1997	7,219
1998	12,887
1999	18,859
2000	29,590
2001	35,570
2002	43,476
2003	71,158
2004	85,309
2005	298,600
2006	507,874
2007	805,327
2008	1,082,757
2009	1,207,832
2010	1,247,978
2011	1,458,371
2012	1,614,149
2013	1,696,538
Jul-14	1,733,804

Source: Red.es

2.2.2.2 Annual trend of active domains (last 12 months)



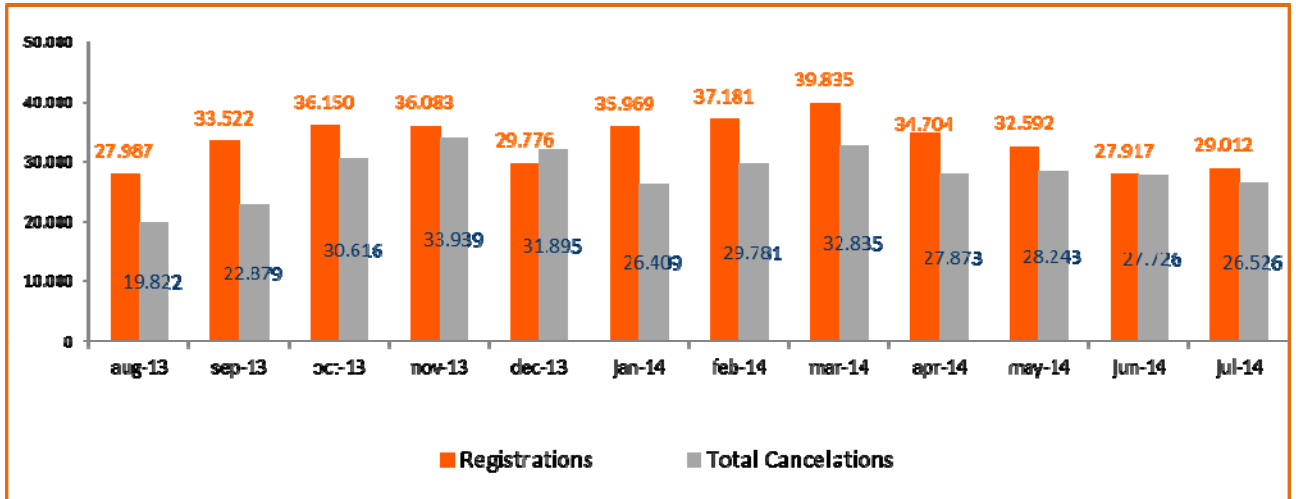
Month	Active Domains
aug-13	1,680,627
sep-13	1,691,030
oct-13	1,696,564
nov-13	1,698,696
dec-13	1,696,538
jan-14	1,706,135
feb-14	1,712,468
mar-14	1,720,552
apr-14	1,727,169
may-14	1,730,581
jun-14	1,730,483
jul-14	1,733,804

Source: Red.es

2.2.3 Registration and cancellation of domains

Cancellation of domains includes cancellation properly speaking plus non-renewal of domains.

The trend shows moderate growth over the last year.



Month	Registrations	Total Cancellations	Cancellations	No renewal
aug-13	27,987	19,822	302	19,520
sep-13	33,522	22,879	277	22,602
oct-13	36,150	30,616	389	30,227
nov-13	36,083	33,939	362	33,577
dec-13	29,776	31,895	488	31,407
jan-14	35,969	26,409	431	25,978
feb-14	37,181	29,781	382	29,399
mar-14	39,835	32,835	431	32,404
apr-14	34,704	27,873	405	27,468
may-14	32,592	28,243	454	27,789
jun-14	27,917	27,726	540	27,186
jul-14	29,012	26,526	578	25,948

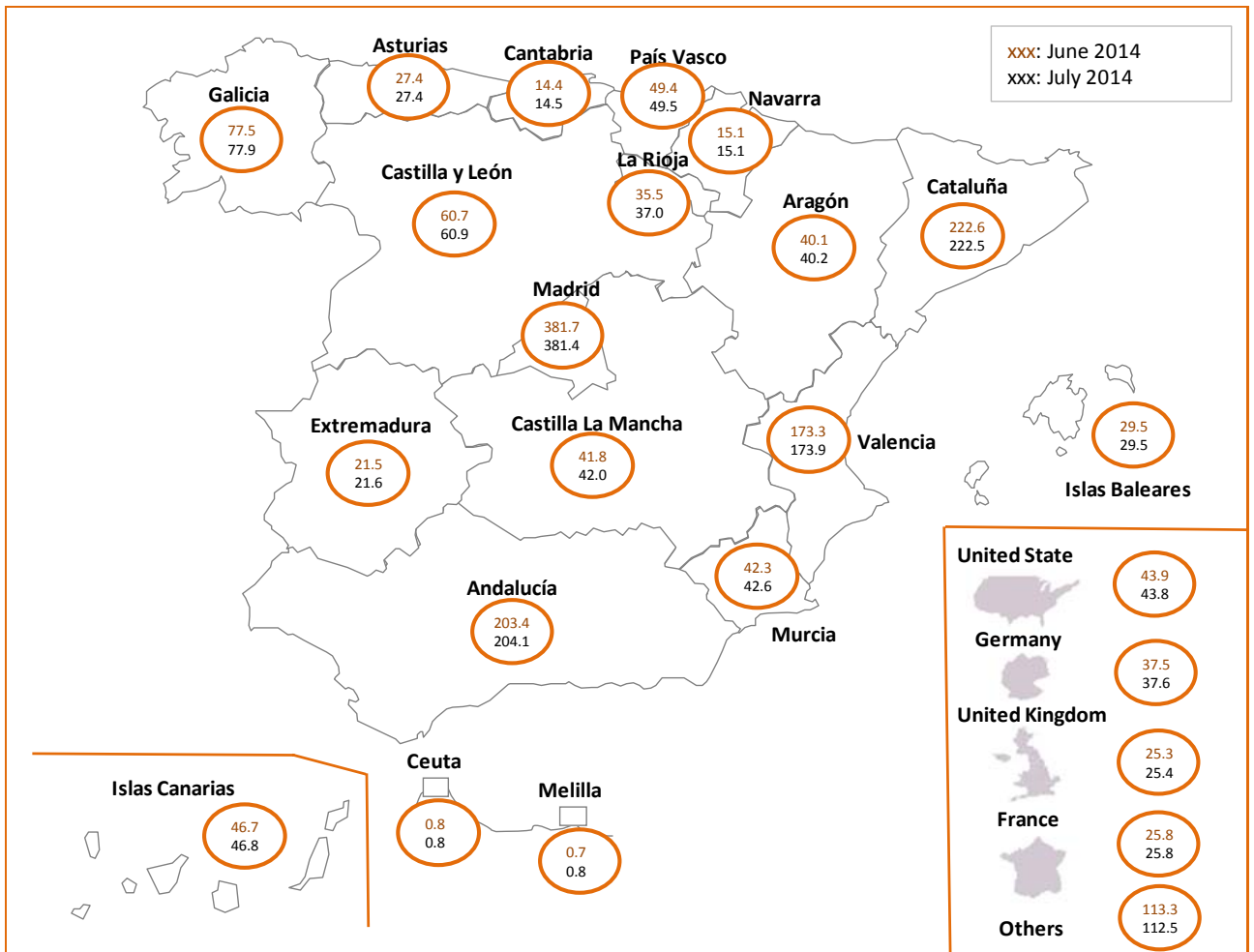
Total cancellations = cancellations + No renewal

Source: Red.es

2.2.4 Geographical distribution

The following map shows the number of active domains by Autonomous Region and by country for countries with significant domain registrations. The data are comparative with respect to the previous month.

The Community of Madrid and Catalonia show the highest concentrations of active domains because population numbers and economic development of these regions are key for domain acquisition.

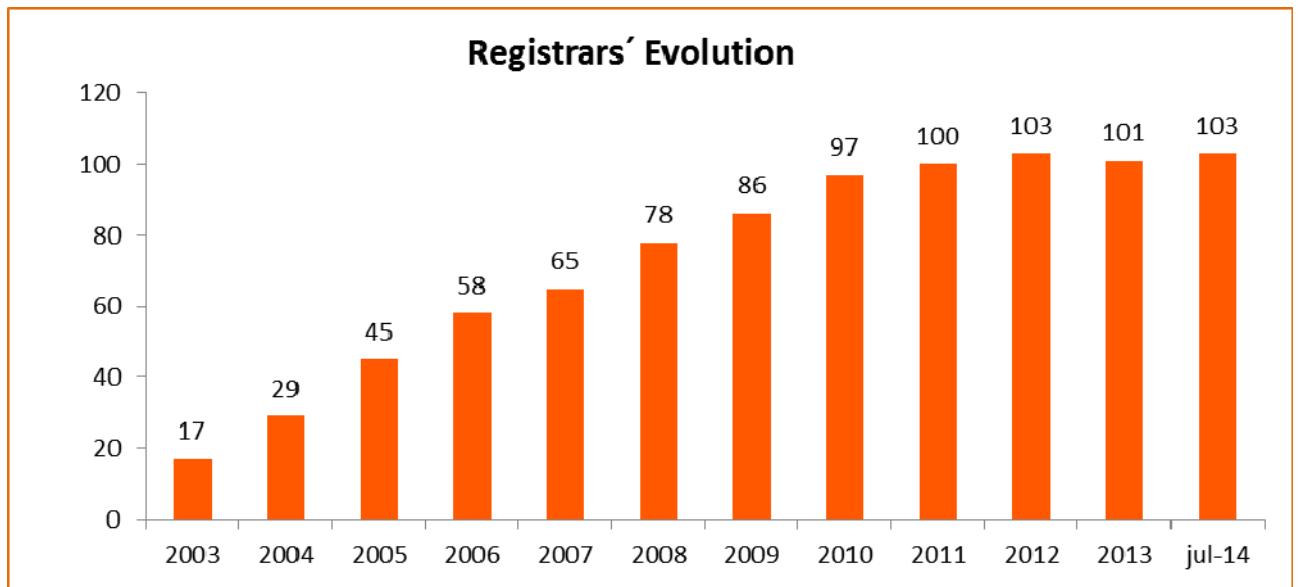


Source: Red.es

3 ACCREDITED REGISTRARS

3.1 Trend in the number of accredited registrar

As with the trend in domains, the number of accredited registrars has also grown significantly, mainly due to the increased domestic demand for “.es” domains.



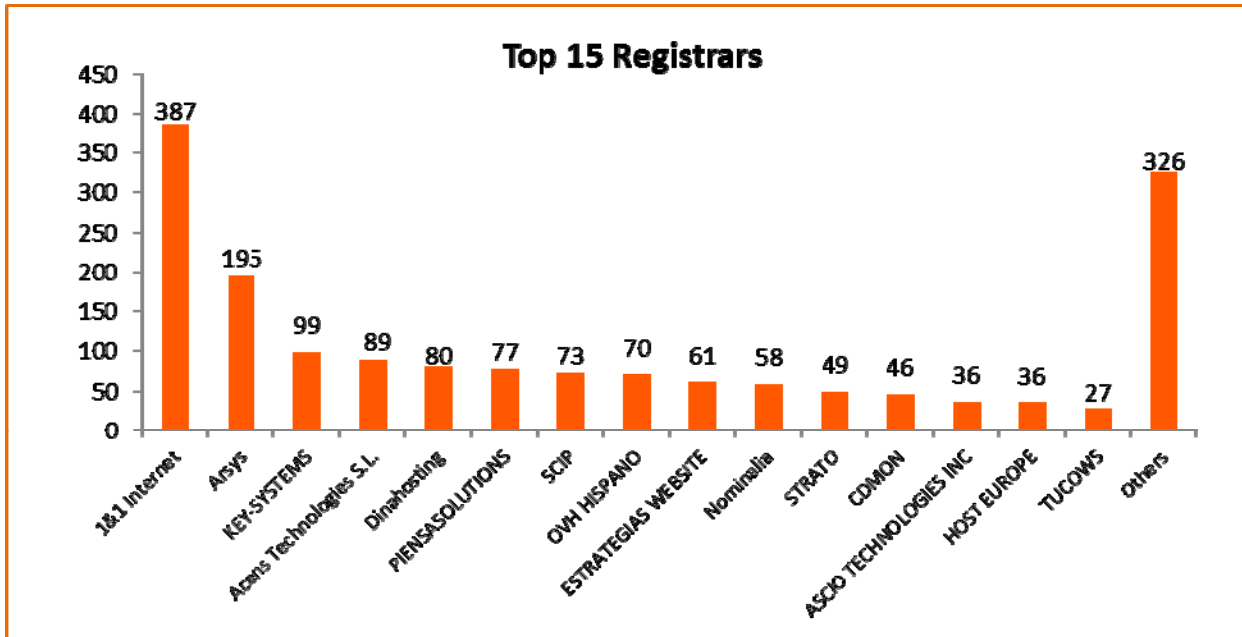
Year	Nr Registrars	Nr of registrars active
2003	17	17
2004	12	29
2005	16	45
2006	13	58
2007	7	65
2008	13	78
2009	8	86
2010	11	97
2011	3	100
2012	3	103
2013	-2	101
jul-14	2	103

Source: Red.es

3.2 List and domains per accredited registrar

Classification of accredited registrars by number of domains. The figure only shows the 15 registrars with the highest number of domains. The remainders are grouped into the same category ("others").

The figure shows there is a clear concentration in the sector.



Data in thousands of domains

Registrars	Domains
1&1 Internet	386,674
Arsys	195,490
KEY-SYSTEMS	98,787
Acens Technologies S.L.	89,280
Dinahosting	80,408
PIENSASOLUTIONS	77,335
SCIP	72,779
OVH HISPANO	70,409
ESTRATEGIAS WEBSITE	60,976
Nominalia	58,360
STRATO	49,280
CDMON	45,718
ASCIO TECHNOLOGIES INC	36,179
HOST EUROPE	35,659
TUCOWS	26,911
Others	326,086

Source: Red.es

An individual breakdown by accredited registrar and by number of domains is shown below:

List of Registrars					
Registrar	Total domains	Registrar	Total domains	Registrar	Total domains
1 1&1 Internet	386.674	36 PDR LTD	4.181	71 NEUDOMAINS	1.212
2 Arsys	195.490	37 NERION	4.149	72 AVANZAS	1.131
3 KEY-SYSTEMS	98.787	38 HOSPEDAJE Y DOMINIOS	4.133	73 MESH DIGITAL LIMITED	963
4 Acens Technologies S.L.	89.280	39 NEODIGIT	4.112	74 Elzaburu	962
5 Dinahosting	80.408	40 UBILIBET	3.863	75 TUS MARCAS A UN CLICK	788
6 PIENSASOLUTIONS	77.335	41 Instra Corporation	3.750	76 MailClub	784
7 SCIP	72.779	42 ConfigBox	3.520	77 Variomedia	716
8 OVH HISPANO	70.409	43 Marcaria.com	3.475	78 DOMAININFO	704
9 ESTRATEGIAS WEBSITE	60.976	44 DOMAINCLUB	3.394	79 SANE SYSTEMS	687
10 Nominalia	58.360	45 WEIS CONSULTING	3.237	80 J. ISERN PATENTES Y MARCAS	623
11 STRATO	49.280	46 CENTRORED	3.126	81 NEXICA	563
12 CDMON	45.718	47 DIGIVAL	3.004	82 IP MIRROR	463
13 ASCIO TECHNOLOGIES INC	36.179	48 Herrero y Asociados	2.962	83 NAMEWEB	451
14 HOST EUROPE	35.659	49 EPAG Domainservices	2.760	84 IDECNET	431
15 TUCOWS	26.911	50 SAFENAMES	2.743	85 DOMIHOST	428
16 IAPI	24.394	51 SARENET	2.694	86 PROFESIONALHOSTING	404
17 ABANSYS	18.390	52 WORLD WIDE WEB IBERCOM	2.581	87 IS-FUN	388
18 HOSTINET	17.438	53 COMVIVE SERVIDORES	2.569	88 BBONLINE	330
19 EURODNS S.A.	16.738	54 SERDATA	2.558	89 123domain.eu	312
20 INTERNETX	16.436	55 DIGITAL VALUE	2.536	90 HISPWEB	281
21 INTERDOMINIOS	15.056	56 NOM-IQ LTD.	2.339	91 EASYNET	213
22 REGISTRAR.EU	13.444	57 Nameshield	2.171	92 CPS-Datensysteme	198
23 CSC Corporate Domains	10.709	58 Nematic	2.151	93 NETKIA	182
24 Gandi	10.379	59 SERVEISWEB	2.120	94 INDOM	163
25 DIRECTI	9.710	60 NETIM	2.006	95 TU DOMINIO	140
26 WEBFUSION	9.088	61 ARRAKIS-BT	1.951	96 CHIVALGES S.L.	134
27 AXARNET	8.351	62 COMALIS	1.827	97 Planetdomain	132
28 LOADING	8.069	63 Impresiones Web	1.768	98 Documentdata	99
29 Entorno Digital	7.681	64 Active 24	1.620	99 SIOSI	1
30 MarkMonitor	7.617	65 DOMENESHOP	1.480	100 UNITED DOMAINS	0
31 Realtime Register B.V.	7.172	66 InterNetworX	1.408	101 NAMEBAY SAM	0
32 Internet Names	5.938	67 PONS PATENTES Y MARCAS INT.	1.393	102 REGISTER.COM	0
33 NAMECASE	4.960	68 CLARKE, MODET AND CO	1.373	103 REGISTRYGATE	0
34 INFORTELECOM HOSTING	4.629	69 ARGORED	1.269		
35 Register.es	4.526	70 CORE ICR	1.255		

Source: Red.es