

Public Corporate Entity



red.es

".es" domain statistics July 2013

August 2013

Index

1	Introduction	3
2	Domains	4
	This section summarises statistical data referring to the composition of domains in the national market, both the country code TLD for Spain (.es) and also other TLDs.	
		4
2.1	Distribution of domains in Spain	4
2.2	The “.es” domain	5
2.2.1	Composition of the “.es” domain	5
2.2.2	Change over time of the “.es” domain	6
2.2.2.1	Historical Trend	6
2.2.2.2	Annual trend of active domains (last 12 months)	7
2.2.3	Registration and cancellation of domains	8
2.2.4	Geographical distribution	9
3	Accredited Registrars	10
3.1	Trend in the number of accredited registrar	10
3.2	List and domains per accredited registrar	11

1 INTRODUCTION

The purpose of this statistical data report for **July 2013**, is to inform society of the current situation of “.es” domains, providing important and useful information to help those taking current and future decisions.

The .es domains register fosters and promotes the use of the “.es” domain as a reference of the Spanish language on internet at an international level, with a potential market of more than 400 million Spanish speakers; it is a **quality domain, secure, easy to acquire and renew** and with the benefit of added value services such as an **out-of-court dispute resolution procedure**.

In drawing up this report, we have based our findings on information from:

- Webhosting.info, an organization that recompiles statistical data on TLDs at country level.
- The Red.es database.

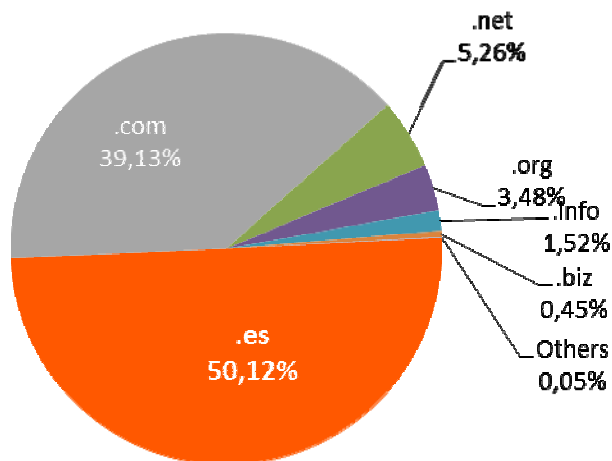
Red.es			Version: 1.0
	Created by: Dominios.es	Date: August 2013	Page 3 de 12

2 DOMAINS

This section summarises statistical data referring to the composition of domains in the national market, both the country code TLD for Spain (.es) and also other TLDs.

2.1 Distribution of domains in Spain

The figures show the total composition of domains in Spain, numbering over **3,340,631** domains. It shows that the “.es” domain is the most frequently used in Spain, clearly exceeding the “.com” domain.



<u>Domains</u>	<u>Number of domains</u>
.es	1.674.195
.com	1.307.044
.net	175.674
.org	116.316
.info	50.643
.biz	15.089
Others	1.670
Total	3.340.631

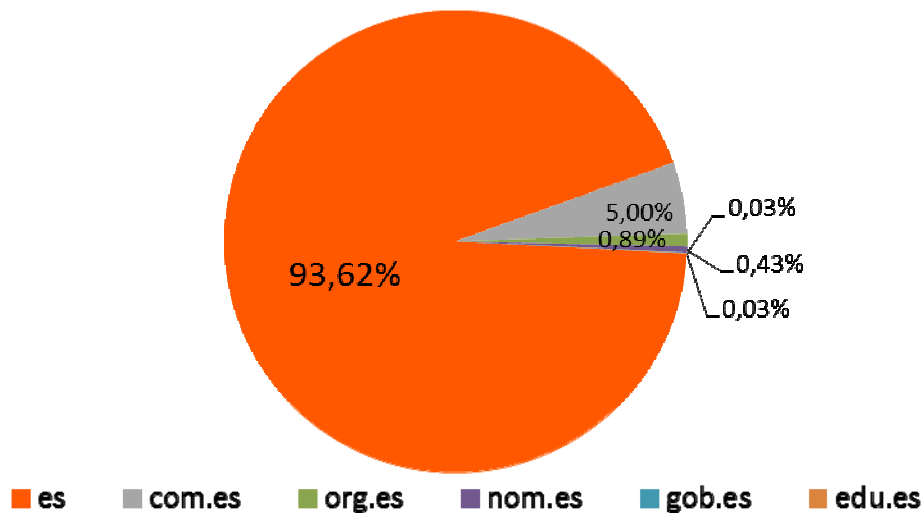
Source:
-Red.es
- WebHosting

Red.es			Version: 1.0
	Created by: Dominios.es	Date: August 2013	Page 4 de 12

2.2 The “.es” domain

This section focuses on the special features of the “.es” domain with respect to growth, composition, geographical localization, etc.

2.2.1 Composition of the “.es” domain



Domains Composition	
TLD	Nr of Domains
es	1.567.385
com.es	83.712
org.es	14.866
nom.es	7.187
gob.es	548
edu.es	429
Total	1.674.127

The total number of “.es” domains is different because of the date when the data were taken

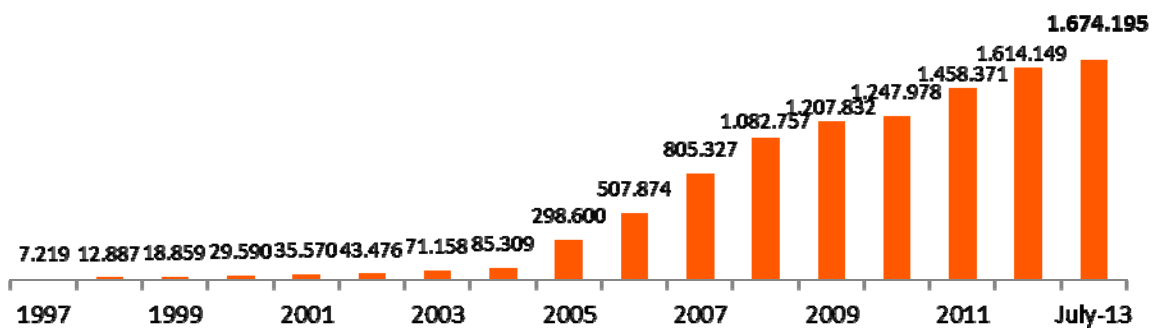
Source: Red.es

2.2.2 Change over time of the “.es” domain

The change over time of the “.es” domain is shown over the long and short terms, showing a clearly growing trend in the number of domains registered in recent years.

2.2.2.1 Historical Trend

Active domains

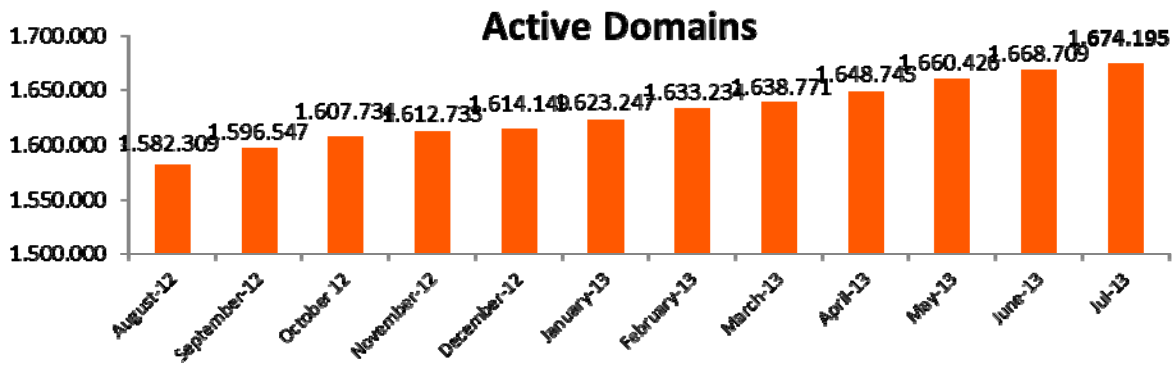


Year	Active Domains
1997	7.219
1998	12.887
1999	18.859
2000	29.590
2001	35.570
2002	43.476
2003	71.158
2004	85.309
2005	298.600
2006	507.874
2007	805.327
2008	1.082.757
2009	1.207.832
2010	1.247.978
2011	1.458.371
2012	1.614.149
July-13	1.674.195

Source: Red.es

Red.es			Version: 1.0
	Created by: Dominios.es	Date: August 2013	Page 6 de 12

2.2.2.2 Annual trend of active domains (last 12 months)



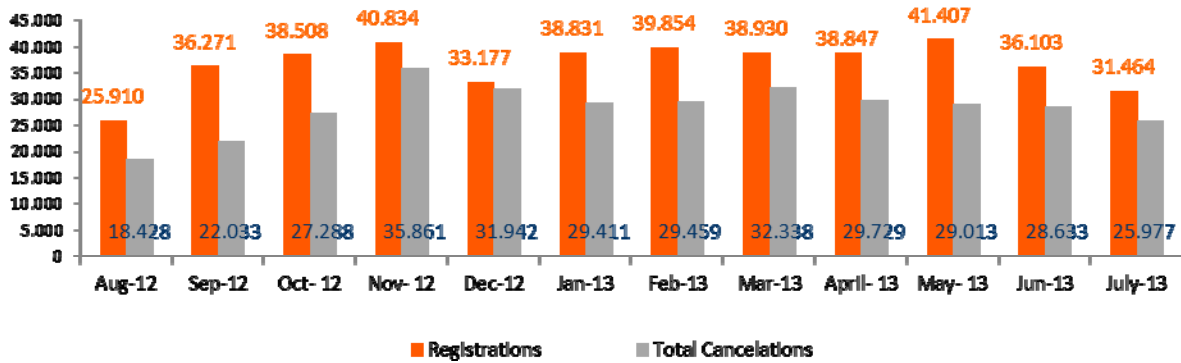
Month	Active Domains
August-12	1.582.309
September-12	1.596.547
October-12	1.607.734
November-12	1.612.733
December-12	1.614.149
January-13	1.623.247
February-13	1.633.234
March-13	1.638.771
April-13	1.648.745
May-13	1.660.426
June-13	1.668.709
Jul-13	1.674.195

Source: Red.es

2.2.3 Registration and cancellation of domains

Cancellation of domains includes cancellation properly speaking plus non-renewal of domains.

The trend shows moderate growth over the last year.



Month	Registrations	Total Cancellations	Cancellations	No renewal
Aug-12	25.910	18.428	431	17.997
Sep-12	36.271	22.033	356	21.677
Oct-12	38.508	27.288	309	26.979
Nov-12	40.834	35.861	363	35.498
Dec-12	33.177	31.942	353	31.589
Jan-13	38.831	29.411	336	29.075
Feb-13	39.854	29.459	424	29.035
Mar-13	38.930	32.338	473	31.865
April-13	38.847	29.729	525	29.204
May-13	41.407	29.013	309	28.704
Jun-13	36.103	28.633	328	28.305
July-13	31.464	25.977	335	25.642

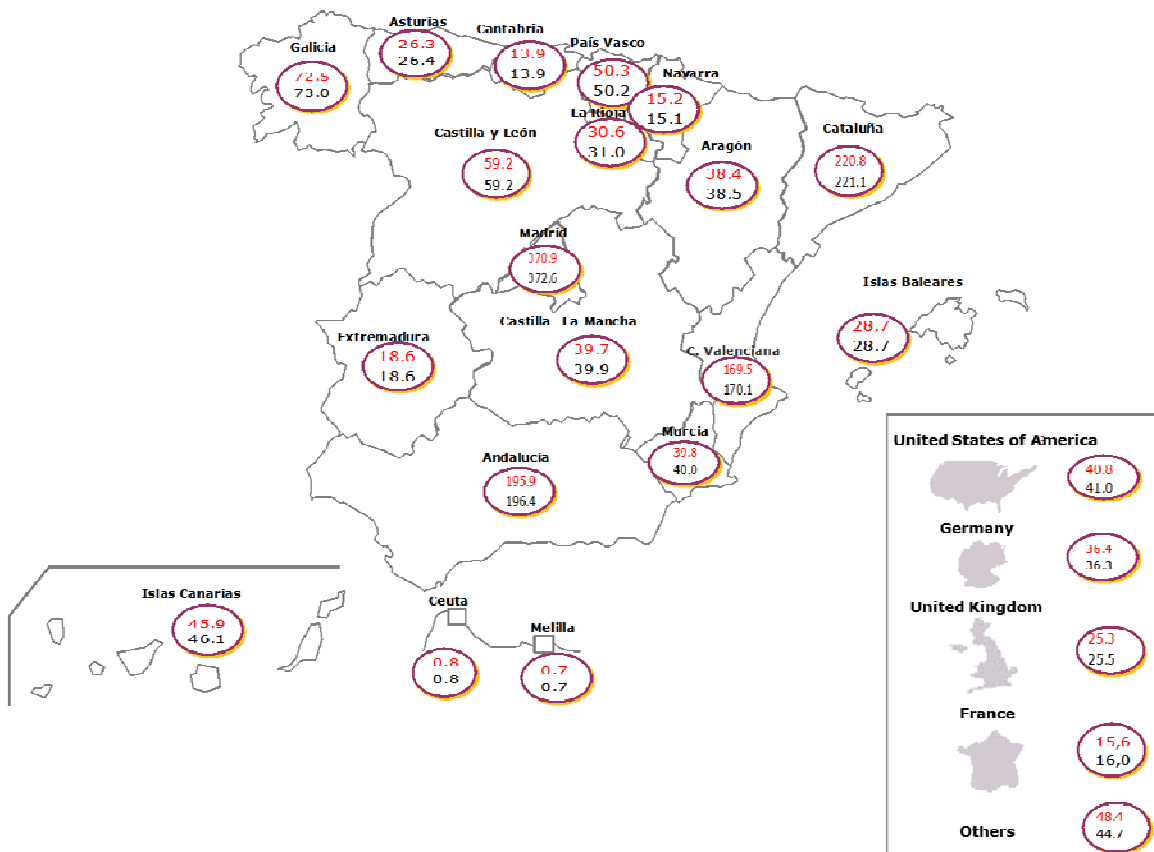
Total cancellations = cancellations + No renewal

Source: Red.es

2.2.4 Geographical distribution

The following map shows the number of active domains by Autonomous Region and by country for countries with significant domain registrations. The data are comparative with respect to the previous month.

The Community of Madrid and Catalonia show the highest concentrations of active domains because population numbers and economic development of these regions are key for domain acquisition.



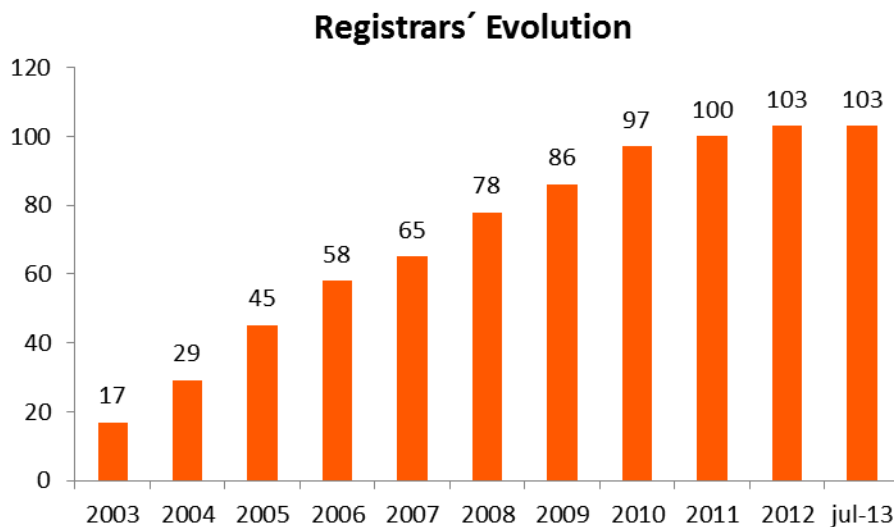
Source: Red.es

Red.es			Version: 1.0
	Created by: Dominios.es	Date: August 2013	Page 9 de 12

3 ACCREDITED REGISTRARS

3.1 Trend in the number of accredited registrar

As with the trend in domains, the number of accredited registrars has also grown significantly, mainly due to the increased domestic demand for “.es” domains.



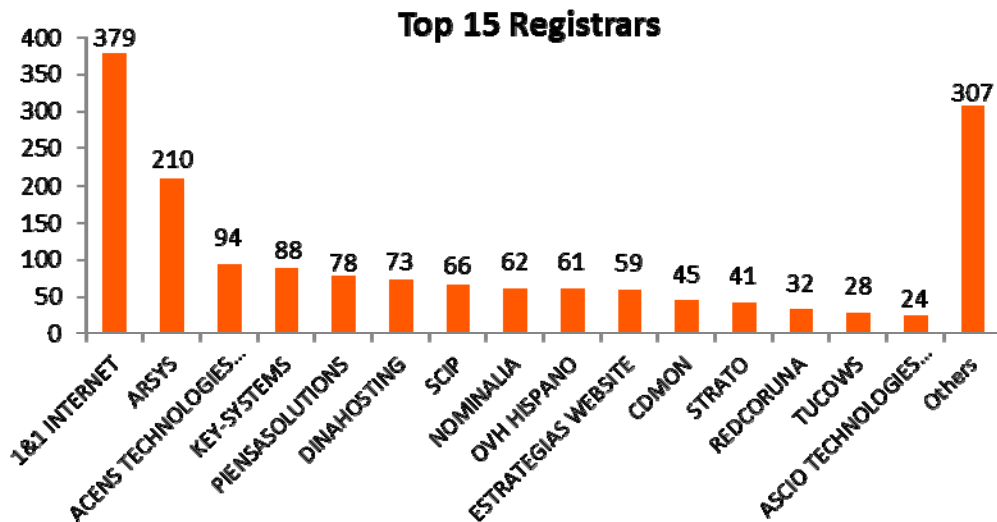
Year	Nr Registrars	Nr of registrars active
2003	17	17
2004	12	29
2005	16	45
2006	13	58
2007	7	65
2008	13	78
2009	8	86
2010	11	97
2011	3	100
2012	3	103
Jul-13	0	103

Source: Red.es

3.2 List and domains per accredited registrar

Classification of accredited registrars by number of domains. The figure only shows the 15 registrars with the highest number of domains. The remainders are grouped into the same category ("others").

The figure shows there is a clear concentration in the sector.



Data in thousands of domains

Registrars	Domains
1&1 INTERNET	378.970
ARSYS	210.331
ACENS TECHNOLOGIES S.L.	94.412
KEY-SYSTEMS	87.678
PIENSASOLUTIONS	78.307
DINAHOSTING	73.156
SCIP	66.467
NOMINALIA	61.507
OVH HISPANO	61.022
ESTRATEGIAS WEBSITE	58.989
CDMON	44.539
STRATO	41.400
REDCORUNA	32.190
TUCOWS	27.692
ASCIO TECHNOLOGIES INC	23.540
Others	307.207

Source: Red.es

An individual breakdown by accredited registrar and by number of domains is shown below:

List of Registrars					
Registrar	Total domains	Registrar	Total domains	Registrar	Total domains
1 1&1 INTERNET	378.970	36 WEIS CONSULTING	4.257	71 TUS MARCAS A UN CLICK	963
2 ARSYS	210.331	37 NERION	3.999	72 MAILCLUB	798
3 ACENS TECHNOLOGIES S.L.	94.412	38 UBILIBET	3.953	73 MESH DIGITAL LIMITED	797
4 KEY-SYSTEMS	87.678	39 INSTRA CORPORATION	3.600	74 VARIOMEDIA	739
5 PIENSASOLUTIONS	78.307	40 CENTRORED	3.397	75 SANE SYSTEMS	699
6 DINAHOSTING	73.156	41 DIGIVAL	3.272	76 DOMAININFO	683
7 SCIP	66.467	42 CONFIGBOX	3.252	77 J. ISERN PATENTES Y MARCAS	631
8 NOMINALIA	61.507	43 HERRERO Y ASOCIADOS	3.196	78 NEXICA	625
9 OVH HISPANO	61.022	44 IMPRESIONES WEB	3.172	79 IDECNET	462
10 ESTRATEGIAS WEBSITE	58.989	45 MARCARIA.COM	3.155	80 DOMIHOST	452
11 CDMON	44.539	46 SARENET	2.779	81 NAMEWEB	427
12 STRATO	41.400	47 INFORTELECOM HOSTING	2.662	82 IGARCOM INTERNET S.L.	395
13 REDCORUNA	32.190	48 WORLD WIDE WEB IBERCOM	2.659	83 IS-FUN	346
14 TUCOWS	27.692	49 DIGITAL VALUE	2.588	84 BBONLINE	336
15 ASCIO TECHNOLOGIES INC	23.540	50 SERVEISWEB	2.499	85 IP MIRROR	336
16 HOSTINET	23.017	51 SERDATA	2.459	86 EASYNET	321
17 EURODNS S.A.	21.213	52 EPAG DOMAINSERVICES	2.448	87 123DOMAIN.EU	312
18 ABANSYS	19.733	53 COMVIVE SERVIDORES	2.434	88 HISPANWEB	269
19 1API	16.617	54 SAFENAMES	2.424	89 PLANETDOMAIN	268
20 INTERNETX	15.144	55 NAMESHIELD	2.379	90 INDOM	164
21 INTERDOMINIOS	14.867	56 NEMETIC	2.296	91 TU DOMINIO	162
22 DIRECTI	10.964	57 ARRAKIS-BT	2.278	92 DOCUMENTDATA	147
23 CSC CORPORATE DOMAINS	9.734	58 NETIM	1.955	93 CHIVALGES S.L.	127
24 GANDI	9.729	59 COMALIS	1.767	94 NETKIA	115
25 WEBFUSION	8.712	60 ACTIVE 24	1.525	95 CPS-DATENSYSME	111
26 INTERNET NAMES	8.659	61 NOM-IQ LTD.	1.461	96 NAMECASE	81
27 ENTORNO DIGITAL	8.168	62 INTERNETWORX	1.454	97 SIOSI	21
28 MARKMONITOR	7.223	63 PONS PATENTES Y MARCAS INT.	1.434	98 DOMAIN PROTECT	0
29 AXARNET	7.128	64 ARGORED	1.424	99 NAME.COM	0
30 NEODIGIT	6.700	65 CLARKE, MODET AND CO	1.371	100 NAMEBAY SAM	0
31 REGISTRAR.EU	6.645	66 DOMAINCLUB	1.292	101 RECOL	0
32 REALTIME REGISTER B.V.	5.658	67 CORE ICR	1.253	102 REGISTER.COM	0
33 REGISTER.ES	4.586	68 ELZABURU	1.060	103 United Domains	0
34 LOADING	4.409	69 DOMENESHOP	1.018		
35 HOSPEDAJE Y DOMINIOS	4.369	70 AVANZAS	973		

Source: Red.es