

Public Corporate Entity



red.es

“.es” domain statistics **February 2014**

March 2014

Index

1	Introduction	3
2	Domains	4
	This section summarises statistical data referring to the composition of domains in the national market, both the country code TLD for Spain (.es) and also other TLDs. 4	
2.1	Distribution of domains in Spain	4
2.2	The “.es” domain	5
2.2.1	Composition of the “.es” domain	5
2.2.2	Change over time of the “.es” domain	6
2.2.2.1	Historical Trend	6
2.2.2.2	Annual trend of active domains (last 12 months)	7
2.2.3	Registration and cancellation of domains	8
2.2.4	Geographical distribution	9
3	Accredited Registrars	10
3.1	Trend in the number of accredited registrar	10
3.2	List and domains per accredited registrar	11

1 INTRODUCTION

The purpose of this statistical data report for **February 2014** is to inform society of the current situation of “.es” domains, providing important and useful information to help those taking current and future decisions.

The **.es** domains register fosters and promotes the use of the “.es” domain as a reference of the Spanish language on internet at an international level, with a potential market of more than 400 million Spanish speakers; it is a **quality** domain, **secure**, **easy to acquire and renew** and with the benefit of added value services such as an **out-of-court dispute resolution procedure**.

In drawing up this report, we have based our findings on information from:

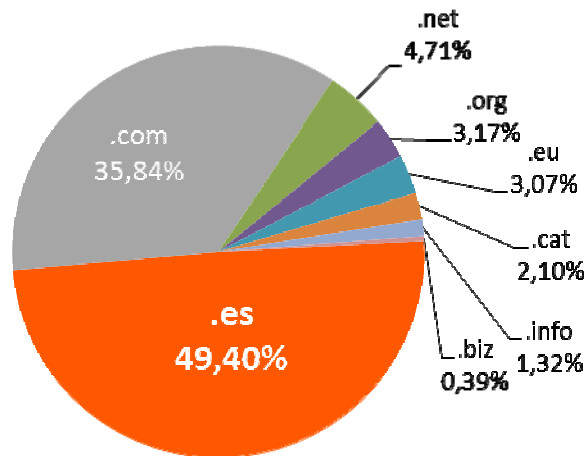
- Webhosting.info, an organization that recompiles statistical data on TLDs at country level.
- Eurid.eu, the registry that manages the .eu country code top-level domain.
- Fundació puntCAT, the registry that manages the .cat domain.
- The Red.es database.

2 DOMAINS

This section summarises statistical data referring to the composition of domains in the national market, both the country code TLD for Spain (.es) and also other TLDs.

2.1 Distribution of domains in Spain

The figures show the total composition of domains in Spain, numbering over **3,466,812** domains. It shows that the “.es” domain is the most frequently used in Spain, clearly exceeding the “.com” domain.



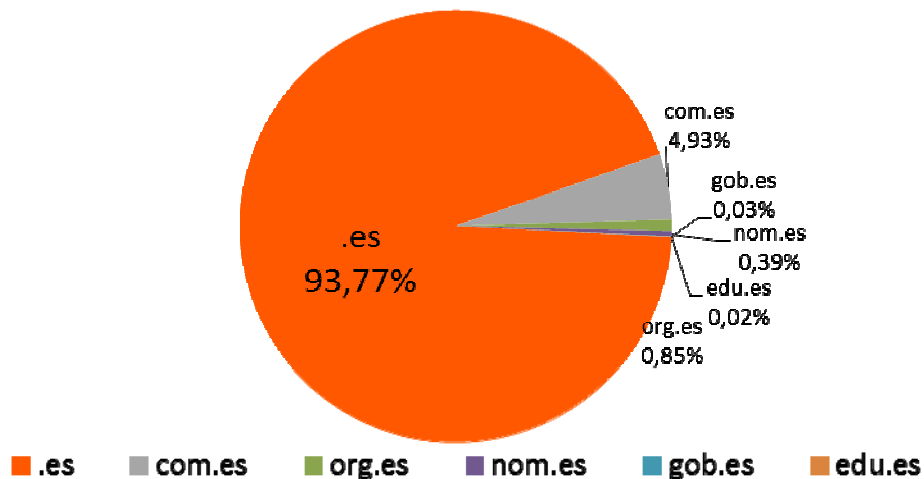
Domains	Number of domains
.es	1,712,468
.com	1,242,337
.net	163,349
.org	109,952
.eu	106,557
.cat	72,820
.info	45,735
.biz	13,594
Total	3,466,812

Source:
-Red.es
-Eurid.eu
- Fundació puntCAT
- WebHosting

2.2 The “.es” domain

This section focuses on the special features of the “.es” domain with respect to growth, composition, geographical localization, etc.

2.2.1 Composition of the “.es” domain



Domains Composition	
TLD	Nr of Domains
es	1,606,677
com.es	84,485
org.es	14,592
nom.es	6,745
gob.es	552
edu.es	423
Total	1,713,474 *

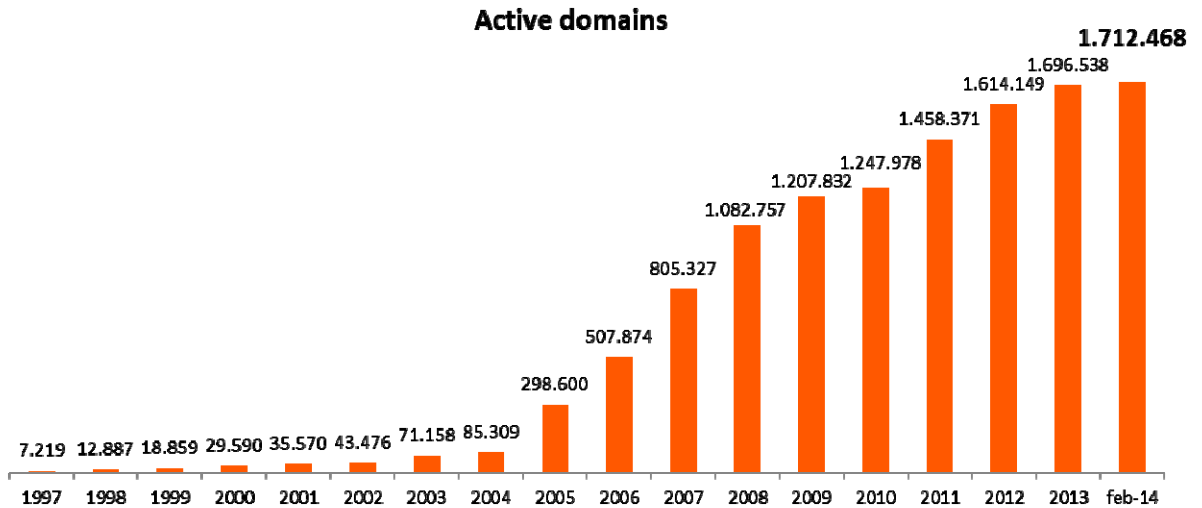
* The total number of domains is different because of the date when the data were taken

Source: Red.es

2.2.2 Change over time of the “.es” domain

The change over time of the “.es” domain is shown over the long and short terms, showing a clearly growing trend in the number of domains registered in recent years.

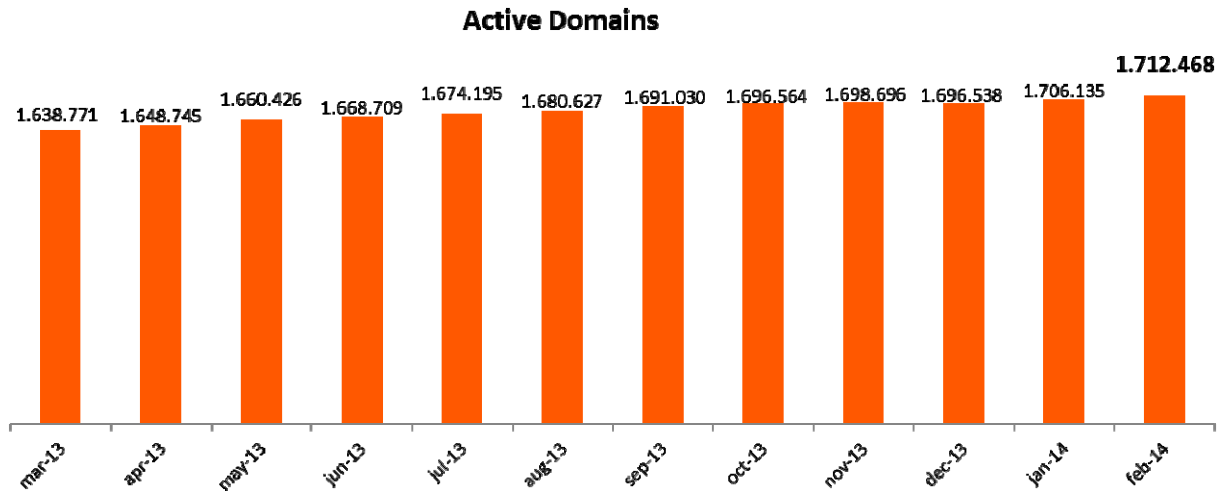
2.2.2.1 Historical Trend



Year	Active Domains
1997	7,219
1998	12,887
1999	18,859
2000	29,590
2001	35,570
2002	43,476
2003	71,158
2004	85,309
2005	298,600
2006	507,874
2007	805,327
2008	1,082,757
2009	1,207,832
2010	1,247,978
2011	1,458,371
2012	1,614,149
2013	1,696,538
feb-14	1,712,468

Source: Red.es

2.2.2.2 Annual trend of active domains (last 12 months)



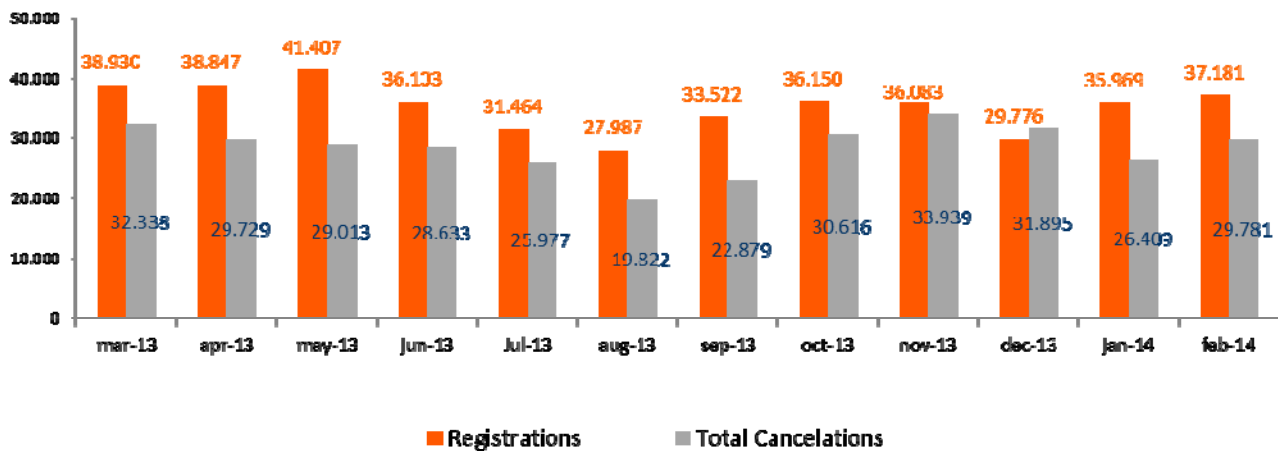
Month	Active Domains
mar-13	1,638,771
apr-13	1,648,745
may-13	1,660,426
jun-13	1,668,709
jul-13	1,674,195
aug-13	1,680,627
sep-13	1,691,030
oct-13	1,696,564
nov-13	1,698,696
dec-13	1,696,538
jan-14	1,706,135
feb-14	1,712,468

Source: Red.es

2.2.3 Registration and cancellation of domains

Cancellation of domains includes cancellation properly speaking plus non-renewal of domains.

The trend shows moderate growth over the last year.



Month	Registrations	Total Cancellations	Cancellations	No renewal
mar-13	38,930	32,338	473	31,865
apr-13	38,847	29,729	525	29,204
may-13	41,407	29,013	309	28,704
jun-13	36,103	28,633	328	28,305
Jul-13	31,464	25,977	335	25,642
aug-13	27,987	19,822	302	19,520
sep-13	33,522	22,879	277	22,602
oct-13	36,150	30,616	389	30,227
nov-13	36,083	33,939	362	33,577
dec-13	29,776	31,895	488	31,407
jan-14	35,969	26,409	431	25,978
feb-14	37,181	29,781	382	29,399

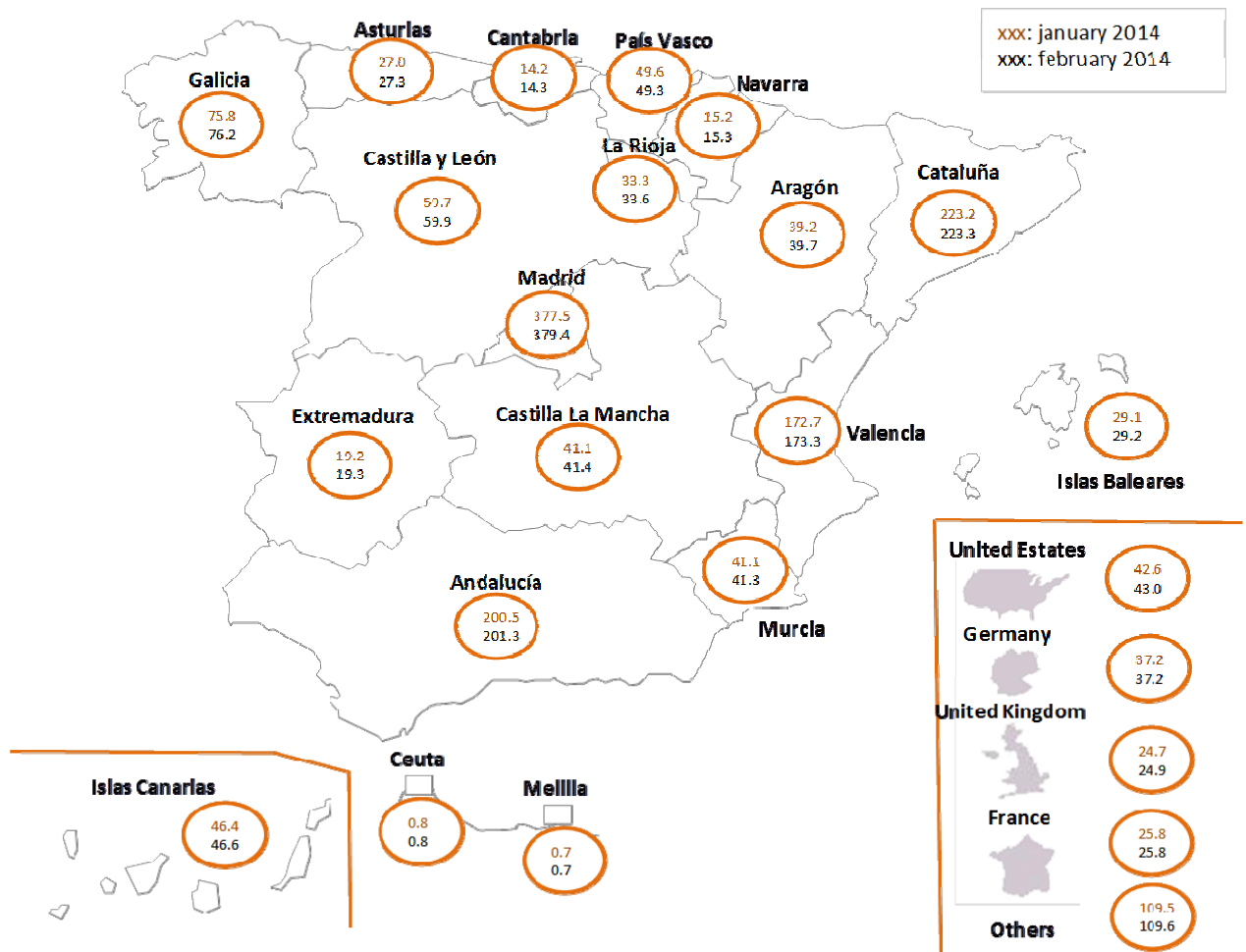
Total cancellations = cancellations + No renewal

Source: Red.es

2.2.4 Geographical distribution

The following map shows the number of active domains by Autonomous Region and by country for countries with significant domain registrations. The data are comparative with respect to the previous month.

The Community of Madrid and Catalonia show the highest concentrations of active domains because population numbers and economic development of these regions are key for domain acquisition.

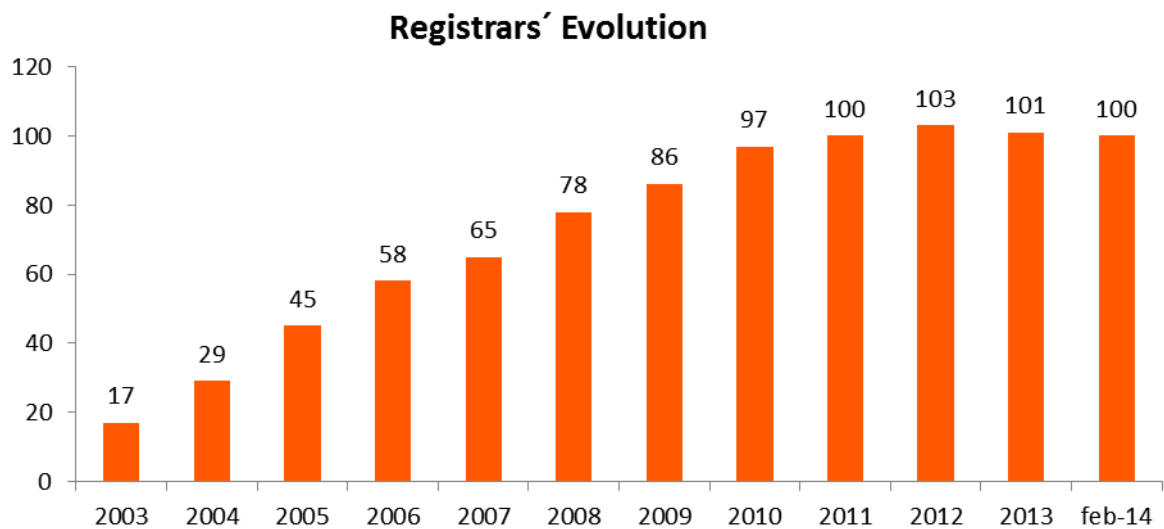


Source: Red.es

3 ACCREDITED REGISTRARS

3.1 Trend in the number of accredited registrar

As with the trend in domains, the number of accredited registrars has also grown significantly, mainly due to the increased domestic demand for “.es” domains.



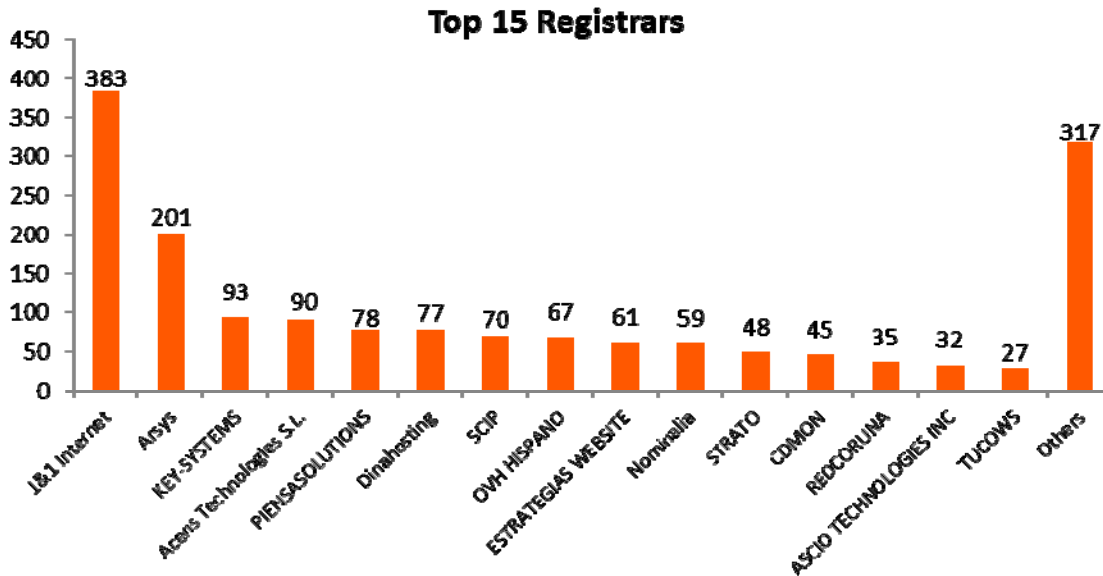
Year	Nr Registrars	Nr of registrars active
2003	17	17
2004	12	29
2005	16	45
2006	13	58
2007	7	65
2008	13	78
2009	8	86
2010	11	97
2011	3	100
2012	3	103
2013	-2	101
feb-14	-1	100

Source: Red.es

3.2 List and domains per accredited registrar

Classification of accredited registrars by number of domains. The figure only shows the 15 registrars with the highest number of domains. The remainders are grouped into the same category ("others").

The figure shows there is a clear concentration in the sector.



Data in thousands of domains

Registrars	Domains
1&1 Internet	382,901
Arsys	200,875
KEY-SYSTEMS	93,360
Acens Technologies S.L.	90,353
PIENSASOLUTIONS	78,014
Dinahosting	77,403
SCIP	69,891
OVH HISPANO	67,464
ESTRATEGIAS WEBSITE	60,846
Nominalia	59,320
STRATO	48,377
CDMON	45,070
REDCORUNA	35,225
ASCIO TECHNOLOGIES INC	31,703
TUCOWS	27,312
Others	317,422

Source: Red.es

“.es” domain statistics February 2013

red.es

An individual breakdown by accredited registrar and by number of domains is shown below:

List of Registrars					
Registrar	Total domains	Registrar	Total domains	Registrar	Total domains
1 1&1 Internet	382.901	36 WEIS CONSULTING	4.156	71 MESH DIGITAL LIMITED	940
2 Arsys	200.875	37 NERION	4.042	72 PDR LTD	875
3 KEY-SYSTEMS	93.360	38 Instra Corporation	3.726	73 MailClub	830
4 Acens Technologies S.L.	90.353	39 UBILIBET	3.591	74 TUS MARCAS A UN CLICK	810
5 PIENSASOLUTIONS	78.014	40 DOMAINCLUB	3.473	75 Variomedia	735
6 Dinahosting	77.403	41 ConfigBox	3.441	76 DOMAININFO	700
7 SCIP	69.891	42 Marcaria.com	3.378	77 SANE SYSTEMS	688
8 OVH HISPANO	67.464	43 CENTRORED	3.209	78 J. ISERN PATENTES Y MARCAS	614
9 ESTRATEGIAS WEBSITE	60.846	44 DIGIVAL	3.110	79 NEXICA	580
10 Nominalia	59.320	45 Herrero y Asociados	3.033	80 DOMIHOST	442
11 STRATO	48.377	46 SARENET	2.715	81 IDECNET	440
12 CDMON	45.070	47 INFORTELECOM HOSTING	2.635	82 NAMEWEB	433
13 REDCORUNA	35.225	48 WORLD WIDE WEB IBERCOM	2.596	83 IP MIRROR	421
14 ASCIO TECHNOLOGIES INC	31.703	49 EPAG Domainservices	2.544	84 IS-FUN	362
15 TUCOWS	27.312	50 SAFENAMES	2.538	85 BBONLINE	339
16 1API	21.565	51 SERDATA	2.520	86 123domain.eu	315
17 HOSTINET	20.472	52 COMVIVE SERVIDORES	2.512	87 EASYNET	294
18 EURODNS S.A.	19.773	53 DIGITAL VALUE	2.499	88 HISPAREWEB	275
19 ABANSYS	18.800	54 Nameshield	2.302	89 NAMECASE	244
20 INTERNETX	16.314	55 NOM-IQ LTD.	2.223	90 CPS-Datensysteme	200
21 INTERDOMINIOS	14.921	56 Nematic	2.203	91 Planetdomain	174
22 DIRECTI	11.853	57 SERVEISWEB	2.192	92 INDOM	163
23 REGISTRAR.EU	10.809	58 ARRAKIS-BT	2.095	93 TU DOMINIO	160
24 CSC Corporate Domains	10.443	59 NETIM	2.031	94 NETKIA	133
25 Gandi	10.157	60 Impresiones Web	1.909	95 CHIVALGES S.L.	129
26 WEBFUSION	9.265	61 COMALIS	1.821	96 Documentdata	99
27 Entorno Digital	7.993	62 Active 24	1.590	97 SIOSI	1
28 AXARNET	7.952	63 InterNetworX	1.514	98 NAMEBAY SAM	0
29 MarkMonitor	7.508	64 PONS PATENTES Y MARCAS INT.	1.377	99 REGISTER.COM	0
30 Internet Names	7.450	65 CLARKE, MODET AND CO	1.348	100 UNITED DOMAINS	0
31 LOADING	6.851	66 ARGORED	1.334		
32 Realtime Register B.V.	6.752	67 CORE ICR	1.287		
33 Register.es	4.405	68 DOMENESHOP	1.286		
34 NEODIGIT	4.327	69 AVANZAS	1.043		
35 HOSPEDAJE Y DOMINIOS	4.191	70 Elzaburu	952		

Source: Red.es