

Public Corporate Entity



red.es

“.es” domain statistics December 2013

January 2014

Index

1	Introduction	3
2	Domains	4
	This section summarises statistical data referring to the composition of domains in the national market, both the country code TLD for Spain (.es) and also other TLDs.	
		4
2.1	Distribution of domains in Spain	4
2.2	The “.es” domain	5
2.2.1	Composition of the “.es” domain	5
2.2.2	Change over time of the “.es” domain	6
2.2.2.1	Historical Trend	6
2.2.2.2	Annual trend of active domains (last 12 months)	7
2.2.3	Registration and cancellation of domains	8
2.2.4	Geographical distribution	9
3	Accredited Registrars	10
3.1	Trend in the number of accredited registrar	10
3.2	List and domains per accredited registrar	11

Red.es			Version: 1.0
	Created by: Dominios.es	Date: January 2014	Page 2 de 12

1 INTRODUCTION

The purpose of this statistical data report for **December 2013** is to inform society of the current situation of “.es” domains, providing important and useful information to help those taking current and future decisions.

The .es domains register fosters and promotes the use of the “.es” domain as a reference of the Spanish language on internet at an international level, with a potential market of more than 400 million Spanish speakers; it is a **quality domain, secure, easy to acquire and renew** and with the benefit of added value services such as an **out-of-court dispute resolution procedure**.

In drawing up this report, we have based our findings on information from:

- Webhosting.info, an organization that recompiles statistical data on TLDs at country level.
- Eurid.eu, the registry that manages the .eu country code top-level domain.
- Fundació puntCAT, the registry that manages the .cat domain.
- The Red.es database.

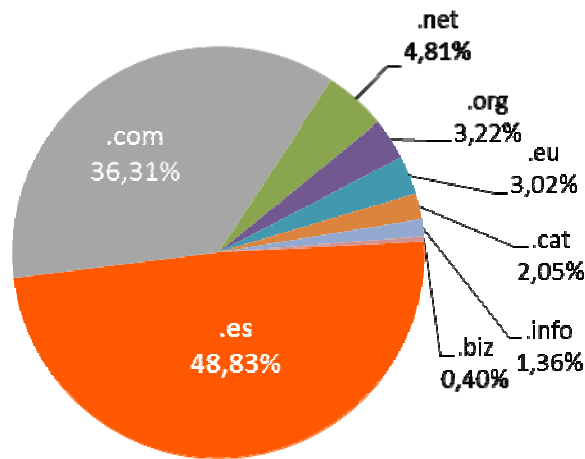
Red.es			Version: 1.0
	Created by: Dominios.es	Date: January 2014	Page 3 de 12

2 DOMAINS

This section summarises statistical data referring to the composition of domains in the national market, both the country code TLD for Spain (.es) and also other TLDs.

2.1 Distribution of domains in Spain

The figures show the total composition of domains in Spain, numbering over **3,474,272** domains. It shows that the “.es” domain is the most frequently used in Spain, clearly exceeding the “.com” domain.



Domains	Number of domains
.es	1,696,538
.com	1,261,358
.net	167,138
.org	112,020
.eu	104,916
.cat	71,075
.info	47,256
.biz	13,971
Total	3,474,272

Source:

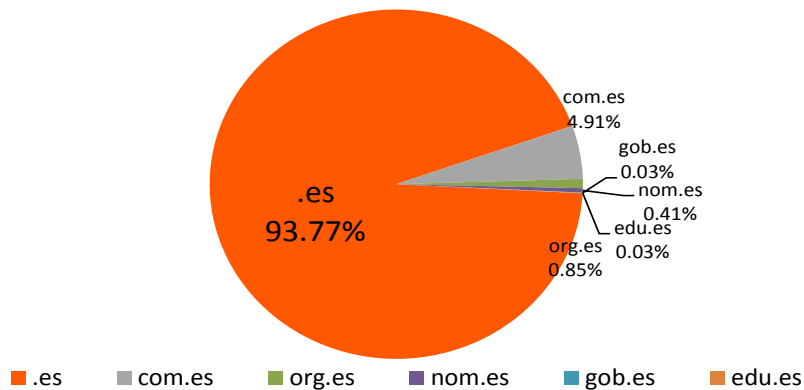
- Red.es
- Eurid.eu
- Fundació puntCAT
- WebHosting

Red.es			Version: 1.0
	Created by: Dominios.es	Date: January 2014	Page 4 de 12

2.2 The “.es” domain

This section focuses on the special features of the “.es” domain with respect to growth, composition, geographical localization, etc.

2.2.1 Composition of the “.es” domain



Domains Composition	
TLD	Nr of Domains
es	1,590,769
com.es	83,380
org.es	14,471
nom.es	6,922
gob.es	548
edu.es	427
Total	1,696,517 *

* The total number of domains is different because of the date when the data were taken

Source: Red.es

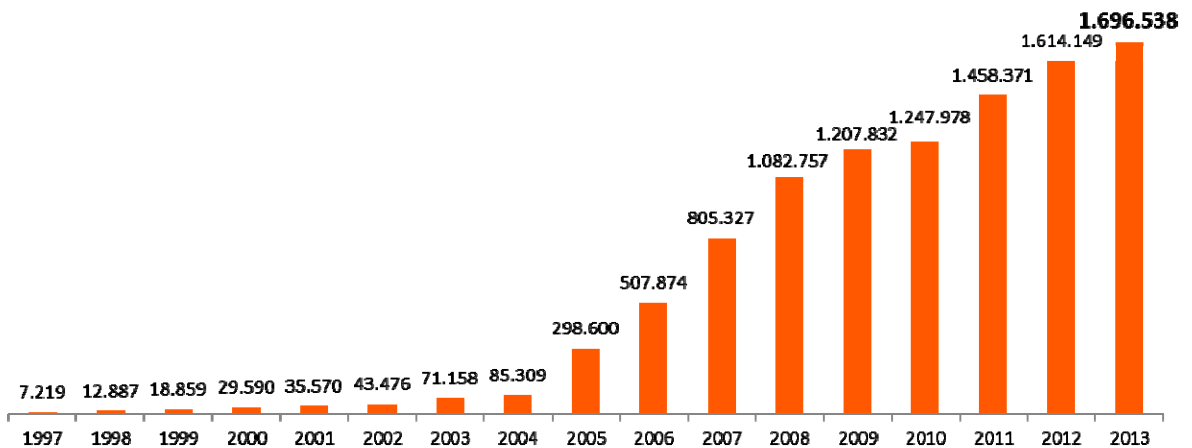
Red.es			Version: 1.0
	Created by: Dominios.es	Date: January 2014	Page 5 de 12

2.2.2 Change over time of the “.es” domain

The change over time of the “.es” domain is shown over the long and short terms, showing a clearly growing trend in the number of domains registered in recent years.

2.2.2.1 Historical Trend

Active domains

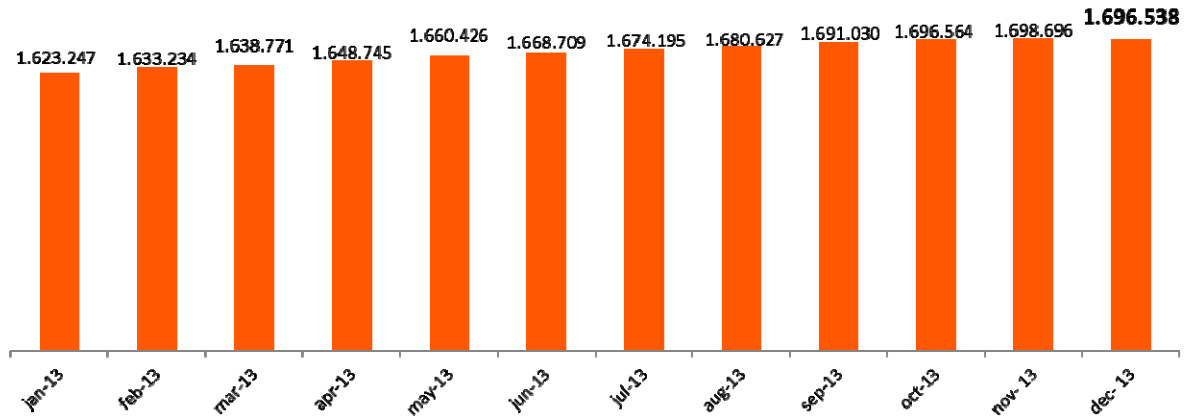


Year	Active Domains
1997	7,219
1998	12,887
1999	18,859
2000	29,590
2001	35,570
2002	43,476
2003	71,158
2004	85,309
2005	298,600
2006	507,874
2007	805,327
2008	1,082,757
2009	1,207,832
2010	1,247,978
2011	1,458,371
2012	1,614,149
2013	1,696,538

Source: Red.es

2.2.2.2 Annual trend of active domains (last 12 months)

Active Domains



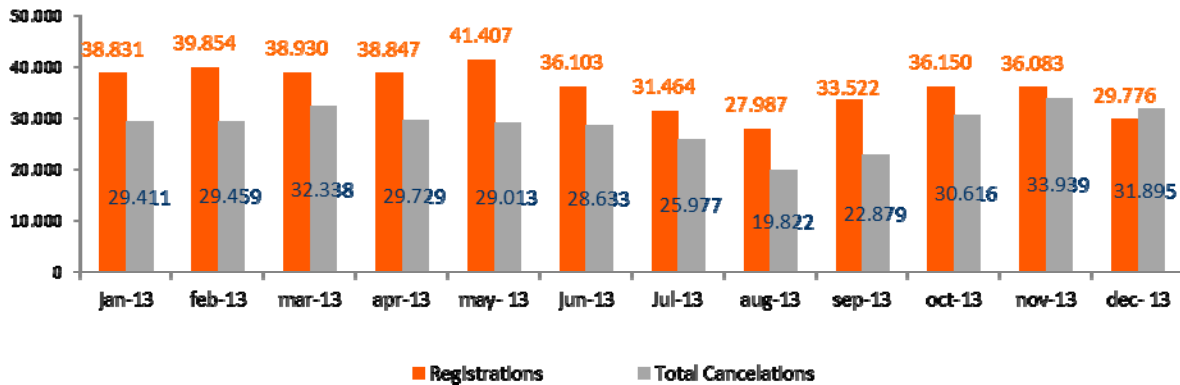
Month	Active Domains
jan-13	1,623,247
feb-13	1,633,234
mar-13	1,638,771
apr-13	1,648,745
may-13	1,660,426
jun-13	1,668,709
jul-13	1,674,195
aug-13	1,680,627
sep-13	1,691,030
oct-13	1,696,564
nov- 13	1,698,696
dec- 13	1,696,538

Source: Red.es

2.2.3 Registration and cancellation of domains

Cancellation of domains includes cancellation properly speaking plus non-renewal of domains.

The trend shows moderate growth over the last year.



Month	Registrations	Total Cancellations	Cancellations	No renewal
jan-13	38,831	29,411	336	29,075
feb-13	39,854	29,459	424	29,035
mar-13	38,930	32,338	473	31,865
apr-13	38,847	29,729	525	29,204
may-13	41,407	29,013	309	28,704
jun-13	36,103	28,633	328	28,305
Jul-13	31,464	25,977	335	25,642
aug-13	27,987	19,822	302	19,520
sep-13	33,522	22,879	277	22,602
oct-13	36,150	30,616	389	30,227
nov-13	36,083	33,939	362	33,577
dec-13	29,776	31,895	488	31,407

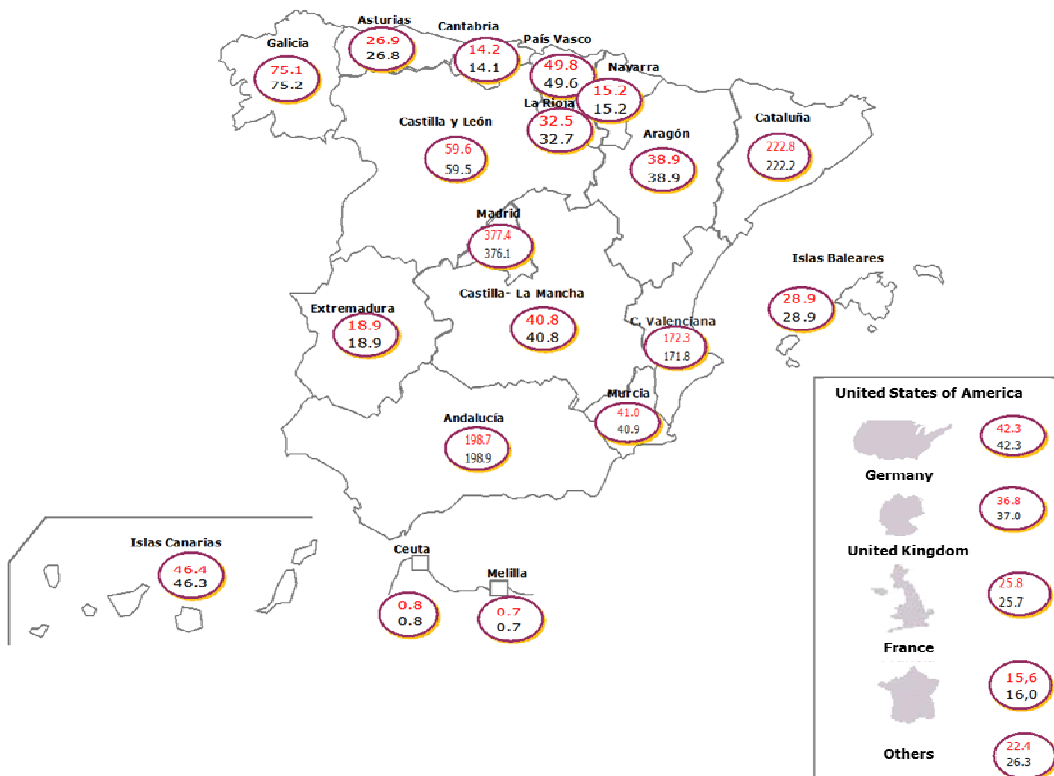
Total cancellations = cancellations + No renewal

Source: Red.es

2.2.4 Geographical distribution

The following map shows the number of active domains by Autonomous Region and by country for countries with significant domain registrations. The data are comparative with respect to the previous month.

The Community of Madrid and Catalonia show the highest concentrations of active domains because population numbers and economic development of these regions are key for domain acquisition.



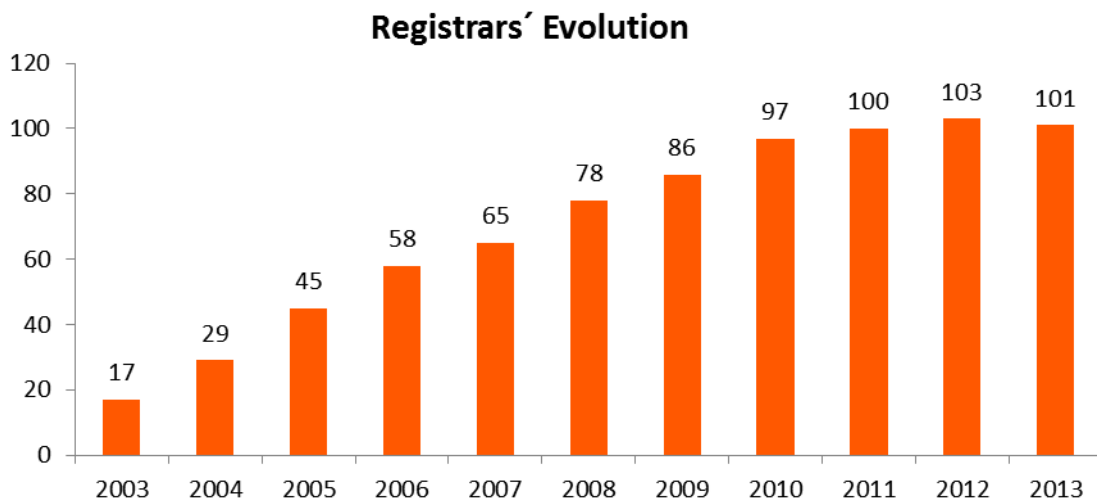
Source: Red.es

Red.es			Version: 1.0
	Created by: Dominios.es	Date: January 2014	Page 9 de 12

3 ACCREDITED REGISTRARS

3.1 Trend in the number of accredited registrar

As with the trend in domains, the number of accredited registrars has also grown significantly, mainly due to the increased domestic demand for “.es” domains.



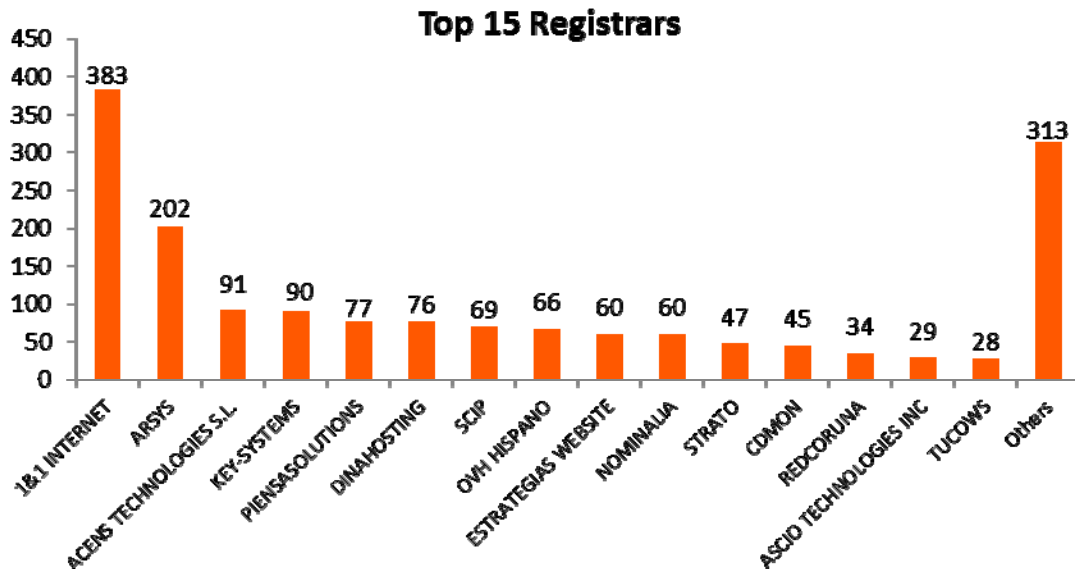
Year	Nr Registrars	Nr of registrars active
2003	17	17
2004	12	29
2005	16	45
2006	13	58
2007	7	65
2008	13	78
2009	8	86
2010	11	97
2011	3	100
2012	3	103
2013	-2	101

Source: Red.es

3.2 List and domains per accredited registrar

Classification of accredited registrars by number of domains. The figure only shows the 15 registrars with the highest number of domains. The remainders are grouped into the same category ("others").

The figure shows there is a clear concentration in the sector.



Data in thousands of domains

Registrars	Domains
1&1 INTERNET	382,996
ARSYS	202,403
ACENS TECHNOLOGIES S.L.	91,036
KEY-SYSTEMS	90,462
PIENSASOLUTIONS	77,260
DINAHOSTING	75,831
SCIP	69,008
OVH HISPANO	65,867
ESTRATEGIAS WEBSITE	60,346
NOMINALIA	60,021
STRATO	46,845
CDMON	44,996
REDCORUNA	34,214
ASCIO TECHNOLOGIES INC	28,532
TUCOWS	27,509
Others	313,156

Source: Red.es

An individual breakdown by accredited registrar and by number of domains is shown below:

List of Registrars					
Registrar	Total domains	Registrar	Total domains	Registrar	Total domains
1	1&1 INTERNET	382.996	36	WEIS CONSULTING	4.145
2	ARSYS	202.403	37	NERION	4.030
3	ACENS TECHNOLOGIES S.L.	91.036	38	INSTRACORPORATION	3.712
4	KEY-SYSTEMS	90.462	39	UBILIBET	3.690
5	PIENSASOLUTIONS	77.260	40	DOMAINCLUB	3.513
6	DINAHOSTING	75.831	41	CONFIGBOX	3.393
7	SCIP	69.008	42	CENTRORED	3.279
8	OVH HISPANO	65.867	43	MARCARIA.COM	3.265
9	ESTRATEGIAS WEBSITE	60.346	44	DIGIVAL	3.133
10	NOMINALIA	60.021	45	HERRERO Y ASOCIADOS	3.074
11	STRATO	46.845	46	SARENET	2.722
12	CDMON	44.996	47	WORLD WIDE WEB IBERCOM	2.651
13	REDCORUNA	34.214	48	INFORTELECOM HOSTING	2.642
14	ASCIO TECHNOLOGIES INC	28.532	49	COMVIVE SERVIDORES	2.585
15	TUCOWS	27.509	50	SERDATA	2.509
16	HOSTINET	21.519	51	SAFENAMES	2.504
17	EURODNS S.A.	20.380	52	DIGITAL VALUE	2.485
18	1API	20.342	53	EPAG DOMAINSERVICES	2.477
19	ABANSYS	18.988	54	NAMESHIELD	2.357
20	INTERNETX	15.972	55	SERVEISWEB	2.328
21	INTERDOMINIOS	14.870	56	IMPRESIONES WEB	2.303
22	DIRECTI	12.158	57	NEMETIC	2.267
23	CSC CORPORATE DOMAINS	10.291	58	NOM-IQ LTD.	2.175
24	GANDI	10.034	59	ARRAKIS-BT	2.132
25	WEBFUSION	9.281	60	NETIM	1.991
26	ENTORNO DIGITAL	8.053	61	COMALIS	1.794
27	INTERNET NAMES	7.956	62	ACTIVE 24	1.548
28	REGISTRAR.EU	7.862	63	INTERNETWORX	1.505
29	AXARNET	7.740	64	PONS PATENTES Y MARCAS INT.	1.391
30	MARKMONITOR	7.322	65	CLARKE, MODET AND CO	1.349
31	REALTIME REGISTER B.V.	6.255	66	ARGORED	1.334
32	LOADING	5.826	67	CORE ICR	1.277
33	NEODIGIT	4.473	68	DOMENESHOP	1.212
34	REGISTER.ES	4.381	69	AVANZAS	1.035
35	HOSPEDAJE Y DOMINIOS	4.248	70	ELZABURU	966
71	MESH DIGITAL LIMITED	897			
72	TUS MARCAS A UN CLICK	888			
73	MAILCLUB	816			
74	VARIOMEDIA	739			
75	DOMAININFO	696			
76	SANE SYSTEMS	688			
77	J. ISERN PATENTES Y MARCAS	621			
78	NEXICA	587			
79	IDECNET	447			
80	NAMEWEB	436			
81	DOMIHOST	403			
82	IP MIRROR	403			
83	IS-FUN	346			
84	BBONLINE	334			
85	123DOMAIN.EU	313			
86	EASYNET	297			
87	HISPAWEB	278			
88	CPS-DATENSYSYSTEME	198			
89	PLANETDOMAIN	189			
90	NAMECASE	179			
91	INDOM	163			
92	TU DOMINIO	159			
93	CHIVALGES S.L.	128			
94	NETKIA	127			
95	DOCUMENTDATA	99			
96	SIOSI	1			
97	NAME.COM	0			
98	NAMEBAY SAM	0			
99	REGISTER.COM	0			
100	UNITED DOMAINS	0			
101	PDR	0			

Source: Red.es