

Public Corporate Entity



red.es

“.es” domain statistics **August 2014**

August 2014

Index

1	Introduction	3
2	Domains	4
	This section summarises statistical data referring to the composition of domains in the national market, both the country code TLD for Spain (.es) and also other TLDs. 4	
2.1	Distribution of domains in Spain	4
2.2	The “.es” domain.....	5
2.2.1	Composition of the “.es” domain.....	5
2.2.2	Change over time of the “.es” domain.....	5
2.2.2.1	Historical Trend	6
2.2.2.2	Annual trend of active domains (last 12 months).....	7
2.2.3	Registration and cancellation of domains.....	8
2.2.4	Geographical distribution.....	9
3	Accredited Registrars	10
3.1	Trend in the number of accredited registrar.....	10
3.2	List and domains per accredited registrar.....	11

1 INTRODUCTION

The purpose of this statistical data report for **August 2014** is to inform society of the current situation of “.es” domains, providing important and useful information to help those taking current and future decisions.

The **.es** domains register fosters and promotes the use of the “.es” domain as a reference of the Spanish language on internet at an international level, with a potential market of more than 420 million Spanish speakers; it is a **quality** domain, **secure**, **easy to acquire and renew** and with the benefit of added value services such as an **out-of-court dispute resolution procedure**.

In drawing up this report, we have based our findings on information from:

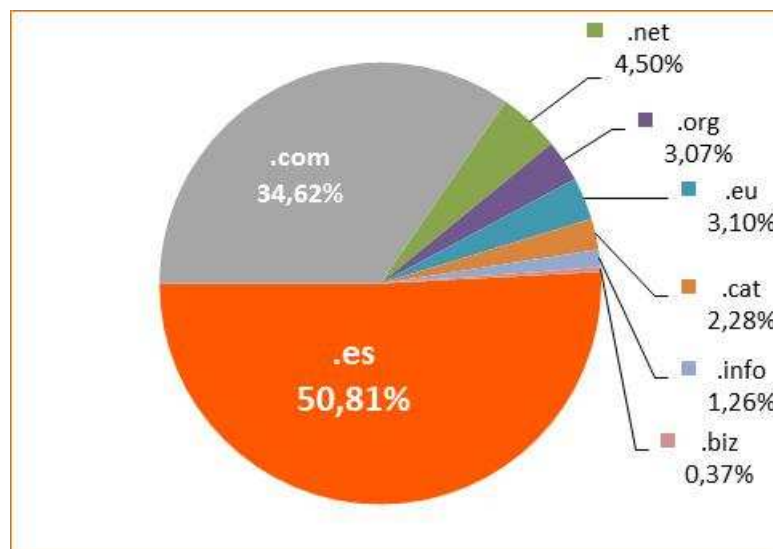
- Webhosting.info, an organization that recompiles statistical data on TLDs at country level.
- Eurid.eu, the registry that manages the .eu country code top-level domain.
- Council of European National Top Level Domain Registries (CENTR).
- The Red.es database.

2 DOMAINS

This section summarises statistical data referring to the composition of domains in the national market, both the country code TLD for Spain (.es) and also other TLDs.

2.1 Distribution of domains in Spain

The figures show the total composition of domains in Spain, numbering over **3,421,735** domains. It shows that the “.es” domain is the most frequently used in Spain, clearly exceeding the “.com” domain.



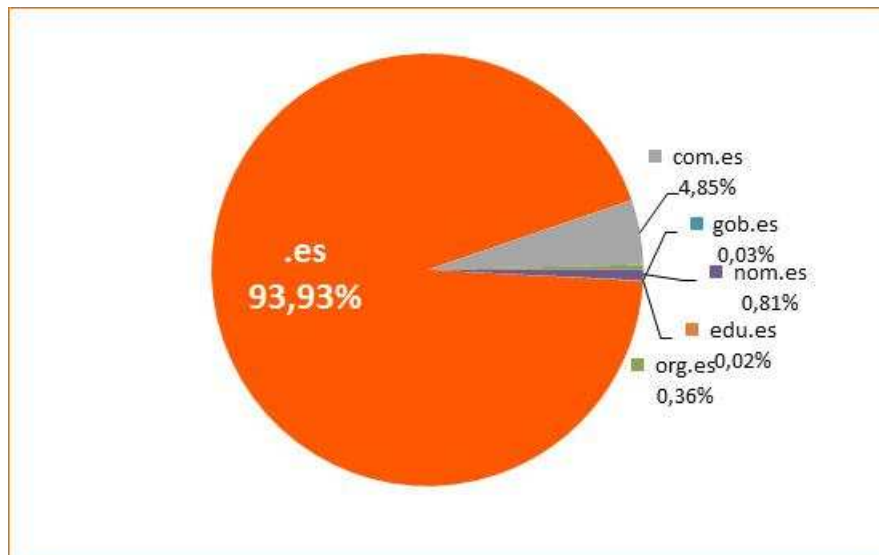
Domains	Number of domains
.es	1.738.732
.com	1.184.507
.net	153.807
.org	105.132
.eu	106.030
.cat	77.894
.info	42.948
.biz	12.685
Total	3.421.735

Source:
-Red.es
-Eurid.eu
- CENTR
- WebHosting

2.2 The “.es” domain

This section focuses on the special features of the “.es” domain with respect to growth, composition, geographical localization, etc.

2.2.1 Composition of the “.es” domain



Domains Composition	
TLD	Nr of Domains
es	1.633.002
com.es	84.325
org.es	6.227
nom.es	14.024
gob.es	566
edu.es	428
Total	1.738.572 *

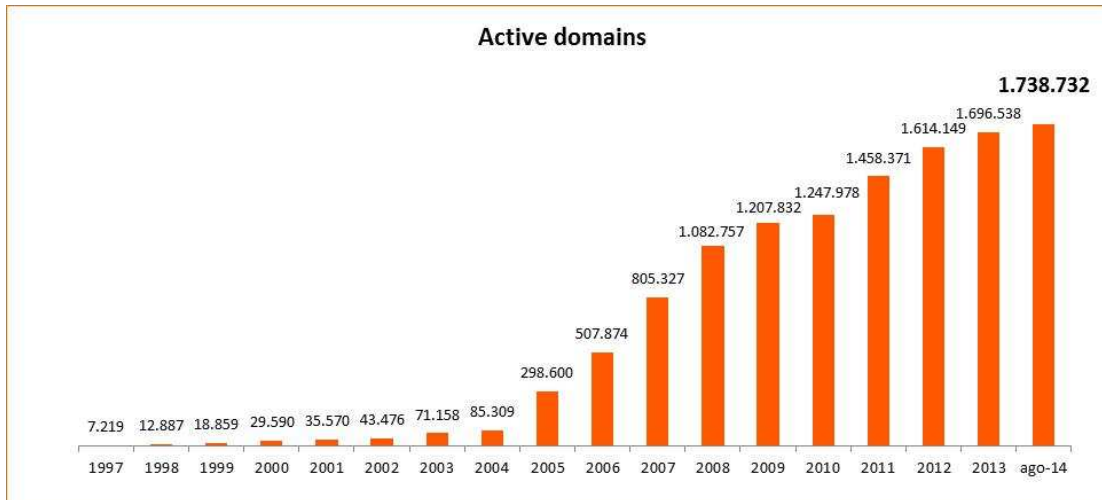
* The total number of domains is different because of the date when the data were taken

Source: Red.es

2.2.2 Change over time of the “.es” domain

The change over time of the “.es” domain is shown over the long and short terms, showing a clearly growing trend in the number of domains registered in recent years.

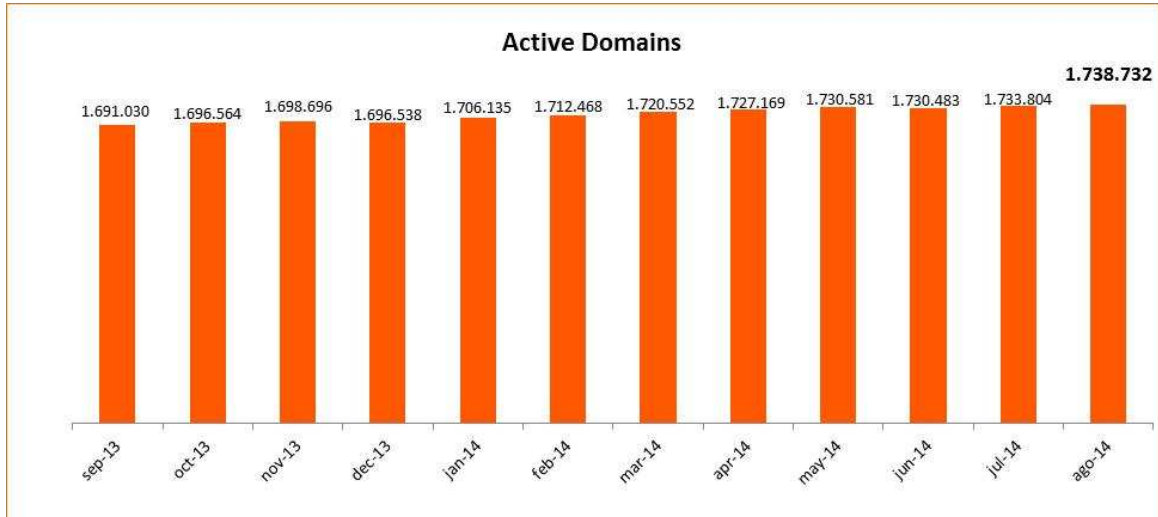
2.2.2.1 Historical Trend



Year	Active Domains
1997	7.219
1998	12.887
1999	18.859
2000	29.590
2001	35.570
2002	43.476
2003	71.158
2004	85.309
2005	298.600
2006	507.874
2007	805.327
2008	1.082.757
2009	1.207.832
2010	1.247.978
2011	1.458.371
2012	1.614.149
2013	1.696.538
ago-14	1.738.732

Source: Red.es

2.2.2.2 Annual trend of active domains (last 12 months)



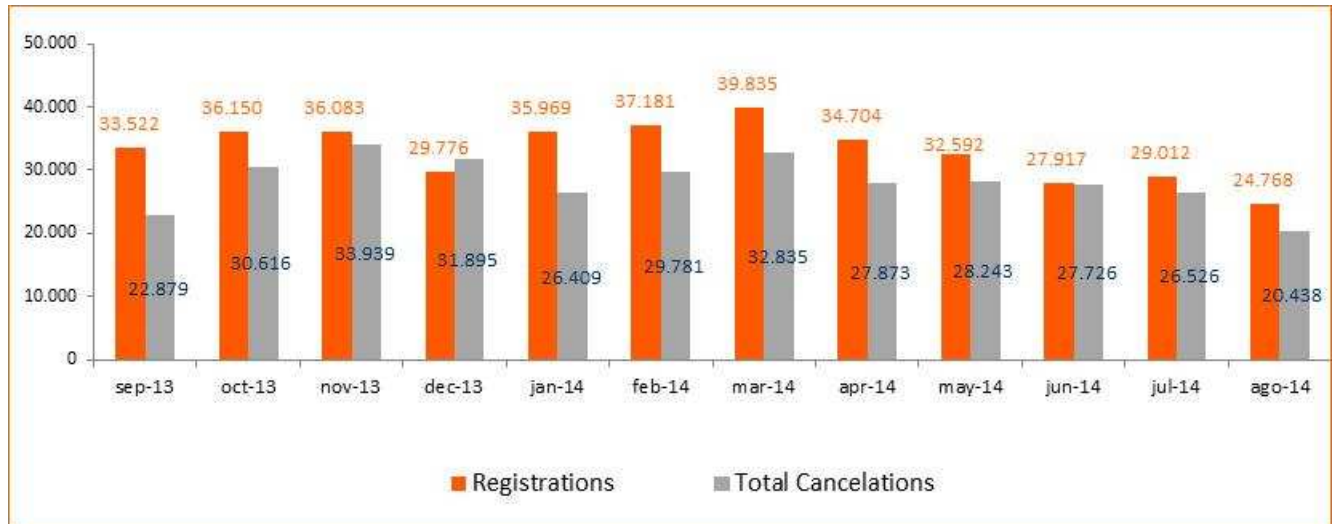
Month	Active Domains
sep-13	1.691.030
oct-13	1.696.564
nov-13	1.698.696
dec-13	1.696.538
jan-14	1.706.135
feb-14	1.712.468
mar-14	1.720.552
apr-14	1.727.169
may-14	1.730.581
jun-14	1.730.483
jul-14	1.733.804
ago-14	1.738.732

Source: Red.es

2.2.3 Registration and cancellation of domains

Cancellation of domains includes cancellation properly speaking plus non-renewal of domains.

The trend shows moderate growth over the last year.



Month	Registrations	Total Cancellations	Cancellations	No renewal
sep-13	33.522	22.879	277	22.602
oct-13	36.150	30.616	389	30.227
nov-13	36.083	33.939	362	33.577
dec-13	29.776	31.895	488	31.407
jan-14	35.969	26.409	431	25.978
feb-14	37.181	29.781	382	29.399
mar-14	39.835	32.835	431	32.404
apr-14	34.704	27.873	405	27.468
may-14	32.592	28.243	454	27.789
jun-14	27.917	27.726	540	27.186
jul-14	29.012	26.526	578	25.948
ago-14	24.768	20.438	412	20.026

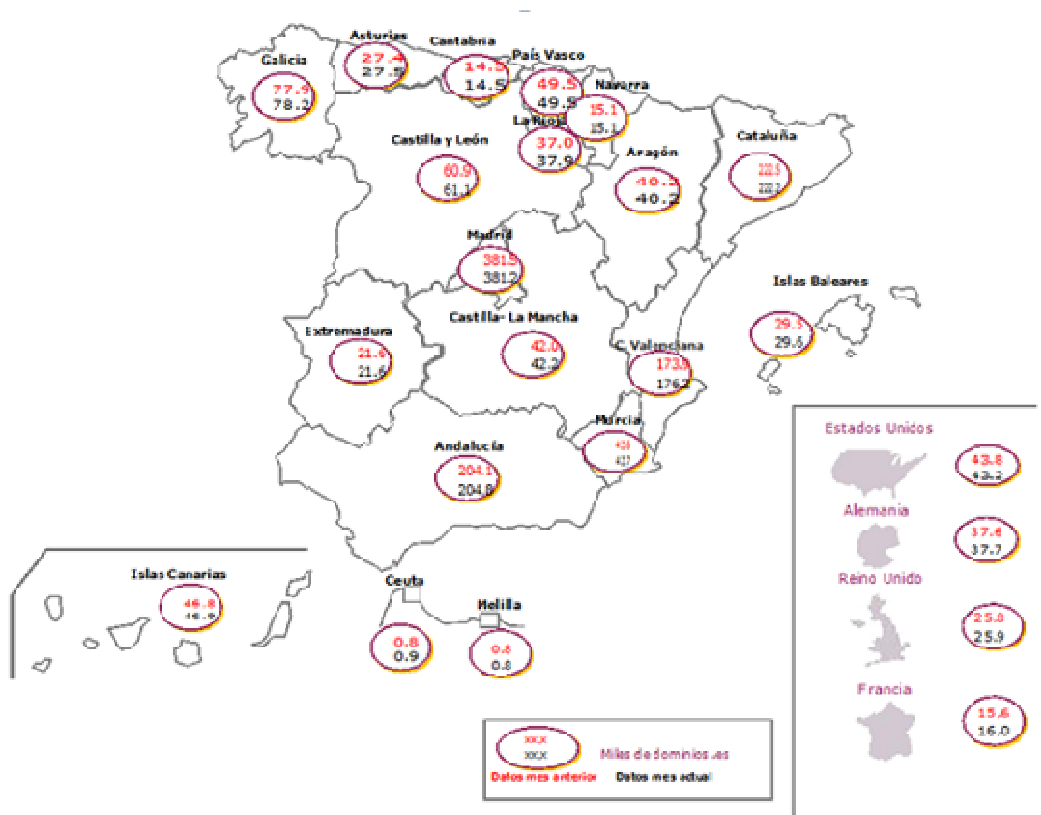
Total cancellations = cancellations + No renewal

Source: Red.es

2.2.4 Geographical distribution

The following map shows the number of active domains by Autonomous Region and by country for countries with significant domain registrations. The data are comparative with respect to the previous month.

The Community of Madrid and Catalonia show the highest concentrations of active domains because population numbers and economic development of these regions are key for domain acquisition.

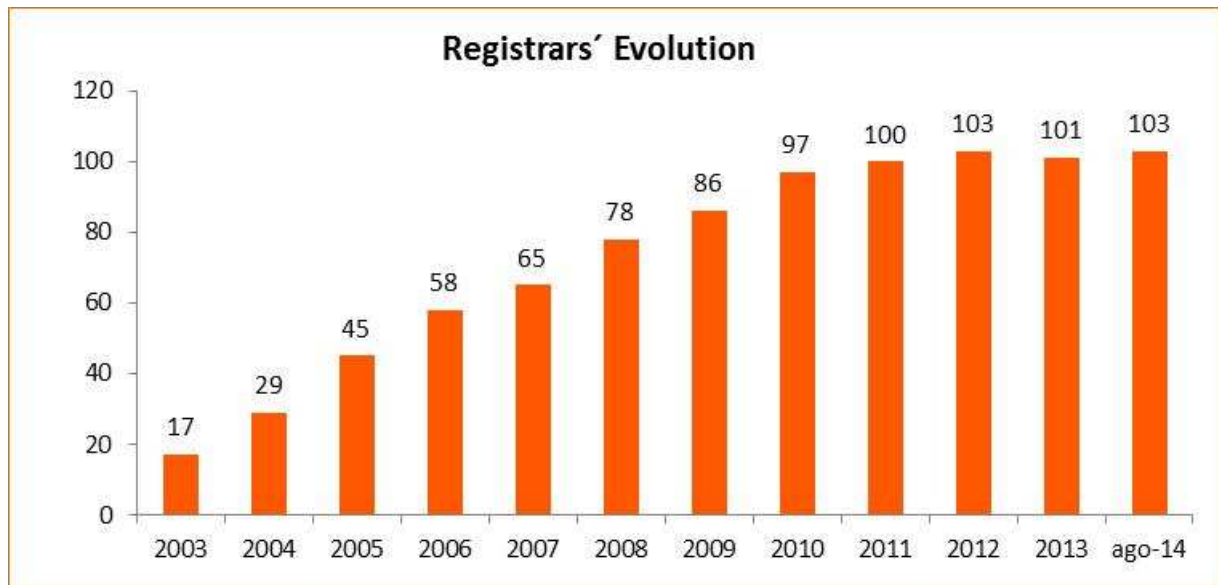


Source: Red.es

3 ACCREDITED REGISTRARS

3.1 Trend in the number of accredited registrar

As with the trend in domains, the number of accredited registrars has also grown significantly, mainly due to the increased domestic demand for “.es” domains.



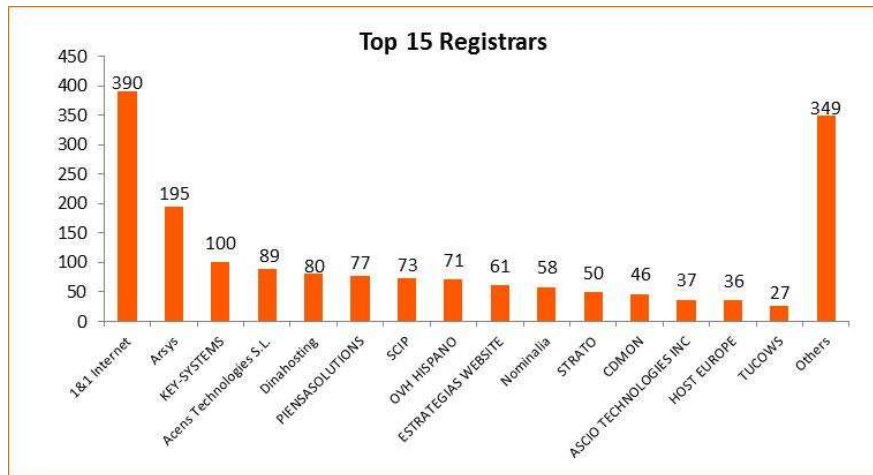
Year	Nr Registrars	Nr of registrars active
2003	17	17
2004	12	29
2005	16	45
2006	13	58
2007	7	65
2008	13	78
2009	8	86
2010	11	97
2011	3	100
2012	3	103
2013	-2	101
ago-14	2	103

Source: Red.es

3.2 List and domains per accredited registrar

Classification of accredited registrars by number of domains. The figure only shows the 15 registrars with the highest number of domains. The remainders are grouped into the same category ("others").

The figure shows there is a clear concentration in the sector.



Data in thousands of domains

Registrars	Domains
1&1 Internet	389.515
Arsys	194.744
KEY-SYSTEMS	99.675
Acens Technologies S.L.	89.413
Dinahosting	80.421
PIENSASOLUTIONS	77.372
SCIP	73.367
OVH HISPANO	70.861
ESTRATEGIAS WEBSITE	61.071
Nominalia	58.290
STRATO	49.520
CDMON	45.800
ASCIO TECHNOLOGIES INC	36.539
HOST EUROPE	35.814
TUCOWS	27.013
Others	349.157

“.es” domain statistics August 2014

red.es

Source: Red.es

An individual breakdown by accredited registrar and by number of domains is shown below:

List of Registrars					
Registrar	Total domains	Registrar	Total domains	Registrar	Total domains
1 I&I Internet	389.515	36 Register.es	4.567	71 NEUDOMAINS	1.214
2 Arsys	194.744	37 NERION	4.165	72 AVANZAS	1.133
3 KEY-SYSTEMS	99.675	38 NEODIGIT	4.147	73 MESH DIGITAL LIMITED	957
4 Acens Technologies S.L.	89.413	39 HOSPEDAJE Y DOMINIOS	4.122	74 Elzaburu	956
5 Dinahosting	80.421	40 UBILIBET	3.863	75 MailClub	788
6 PIENSASOLUTIONS	77.372	41 Instra Corporation	3.752	76 TUS MARCAS A UN CLICK	788
7 SCIP	73.367	42 ConfigBox	3.540	77 Variomedia	720
8 OVH HISPANO	70.861	43 Marcaria.com	3.496	78 DOMAININFO	709
9 ESTRATEGIAS WEBSITE	61.071	44 WEIS CONSULTING	3.229	79 SANE SYSTEMS	687
10 Nominalia	58.290	45 CENTRORED	3.122	80 J. ISERN PATENTES Y MARCAS	626
11 STRATO	49.520	46 DIGIVAL	2.993	81 NEXICA	567
12 CDMON	45.800	47 Herrero y Asociados	2.939	82 PROFESIONALHOSTING	503
13 ASCIO TECHNOLOGIES INC	36.539	48 EPAG Domainservices	2.779	83 IP MIRROR	463
14 HOST EUROPE	35.814	49 SAFENAMES	2.756	84 NAMEWEB	454
15 TUCOWS	27.013	50 SARENET	2.699	85 IDECNET	430
16 IAPI	24.672	51 DOMAINCLUB	2.668	86 DOMIHOST	428
17 ABANSYS	18.367	52 COMVIVE SERVIDORES	2.572	87 IS-FUN	389
18 HOSTINET	17.322	53 SERDATA	2.547	88 BBONLINE	337
19 EURODNS S.A.	16.602	54 WORLD WIDE WEB IBERCOM	2.532	89 123domain.eu	313
20 INTERNETX	16.455	55 DIGITAL VALUE	2.531	90 HISPANWEB	281
21 INTERDOMINIOS	15.001	56 NOM-IQ LTD.	2.335	91 NETKIA	256
22 REGISTRAR.EU	13.841	57 Nameshield	2.161	92 EASYNET	212
23 CSC Corporate Domains	10.744	58 Nematic	2.133	93 CPS-Datensysteme	198
24 Gandi	10.257	59 SERVEISWEB	2.102	94 INDOM	163
25 DIRECTI	9.385	60 NETIM	1.973	95 TU DOMINIO	146
26 WEBFUSION	9.097	61 ARRAKIS-BT	1.938	96 CHIVALGES S.L.	134
27 AXARNET	8.410	62 COMALIS	1.831	97 Planetdomain	128
28 LOADING	8.204	63 Impresiones Web	1.751	98 Documentdata	99
29 Entorno Digital	7.660	64 Active 24	1.621	99 United Domains	7
30 MarkMonitor	7.620	65 DOMENESHOP	1.506	100 SIOSI	1
31 Realtime Register B.V.	7.169	66 InterNetworX	1.438	101 NAMEBAY SAM	0
32 Internet Names	5.920	67 PONS PATENTES Y MARCAS INT.	1.391	102 REGISTER.COM	0
33 NAMECASE	4.996	68 CLARKE, MODET AND CO	1.367	103 REGISTRYGATE	0
34 PDR LTD	4.724	69 ARGORED	1.275		
35 INFORTELECOM HOSTING	4.662	70 CORE ICR	1.258		

Source: Red.es