

Public Corporate Entity



red.es

".es" domain statistics

August 2013

September 2013

Index

1	Introduction	3
2	Domains	4
	This section summarises statistical data referring to the composition of domains in the national market, both the country code TLD for Spain (.es) and also other TLDs.	
		4
2.1	Distribution of domains in Spain	4
2.2	The “.es” domain	5
2.2.1	Composition of the “.es” domain	5
2.2.2	Change over time of the “.es” domain	6
2.2.2.1	Historical Trend	6
2.2.2.2	Annual trend of active domains (last 12 months)	7
2.2.3	Registration and cancellation of domains	8
2.2.4	Geographical distribution	9
3	Accredited Registrars	10
3.1	Trend in the number of accredited registrar	10
3.2	List and domains per accredited registrar	11

1 INTRODUCTION

The purpose of this statistical data report for **August 2013**, is to inform society of the current situation of “.es” domains, providing important and useful information to help those taking current and future decisions.

The .es domains register fosters and promotes the use of the “.es” domain as a reference of the Spanish language on internet at an international level, with a potential market of more than 400 million Spanish speakers; it is a **quality domain, secure, easy to acquire and renew** and with the benefit of added value services such as an **out-of-court dispute resolution procedure**.

In drawing up this report, we have based our findings on information from:

- Webhosting.info, an organization that recompiles statistical data on TLDs at country level.
- The Red.es database.

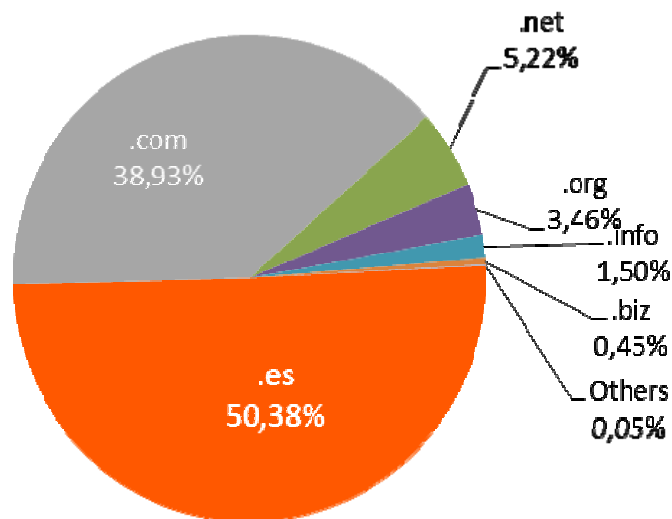
Red.es			Version: 1.0
	Created by: Dominios.es	Date: September 2013	Page 3 de 12

2 DOMAINS

This section summarises statistical data referring to the composition of domains in the national market, both the country code TLD for Spain (.es) and also other TLDs.

2.1 Distribution of domains in Spain

The figures show the total composition of domains in Spain, numbering over **3,335,838** domains. It shows that the “.es” domain is the most frequently used in Spain, clearly exceeding the “.com” domain.



Domains	Number of domains
.es	1.680.627
.com	1.298.790
.net	174.297
.org	115.353
.info	50.135
.biz	14.987
Others	1.649
Total	3.335.838

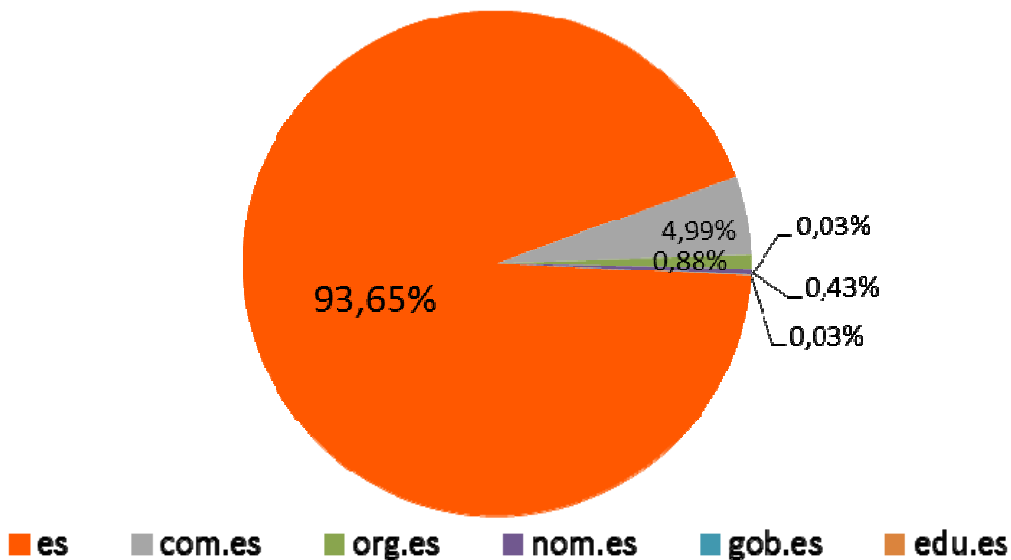
Source:
-Red.es
- WebHosting

Red.es			Version: 1.0
	Created by: Dominios.es	Date: September 2013	Page 4 de 12

2.2 The “.es” domain

This section focuses on the special features of the “.es” domain with respect to growth, composition, geographical localization, etc.

2.2.1 Composition of the “.es” domain



Domains Composition	
TLD	Nr of Domains
es	1.573.921
com.es	83.794
org.es	14.747
nom.es	7.144
gob.es	547
edu.es	429
Total	1.680.582

The total number of “.es” domains is different because of the date when the data were taken

Source: Red.es

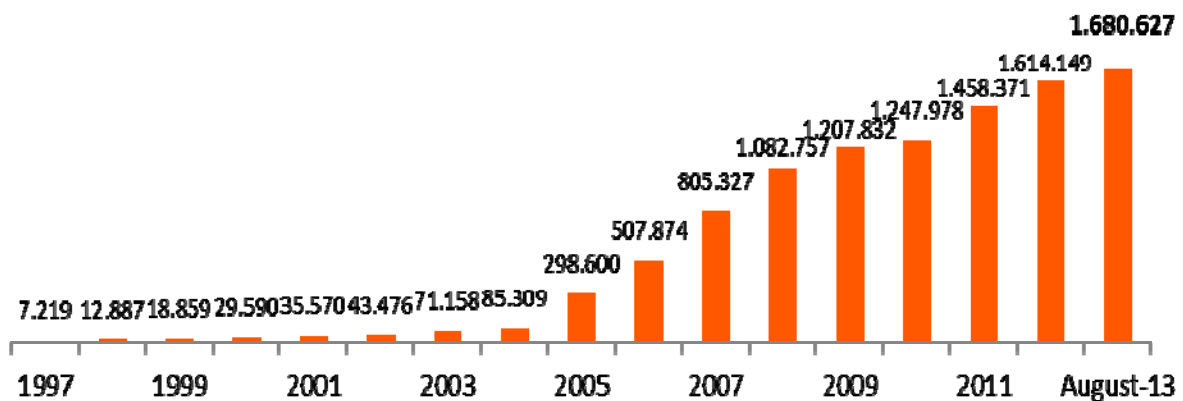
Red.es			Version: 1.0
	Created by: Dominios.es	Date: September 2013	Page 5 de 12

2.2.2 Change over time of the “.es” domain

The change over time of the “.es” domain is shown over the long and short terms, showing a clearly growing trend in the number of domains registered in recent years.

2.2.2.1 Historical Trend

Active domains

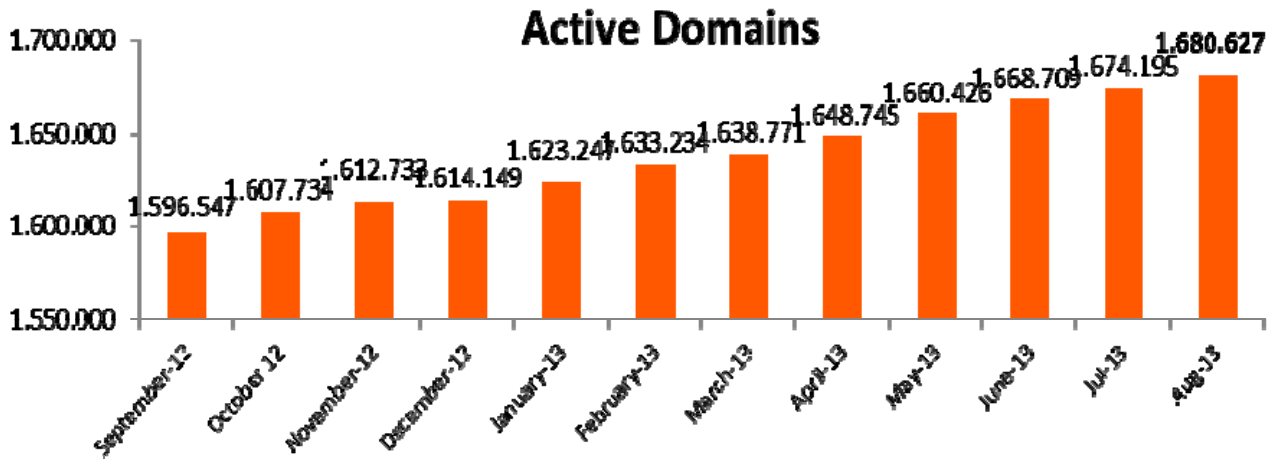


Year	Active Domains
1997	7.219
1998	12.887
1999	18.859
2000	29.590
2001	35.570
2002	43.476
2003	71.158
2004	85.309
2005	298.600
2006	507.874
2007	805.327
2008	1.082.757
2009	1.207.832
2010	1.247.978
2011	1.458.371
2012	1.614.149
August-13	1.680.627

Source: Red.es

Red.es			Version: 1.0
	Created by: Dominios.es	Date: September 2013	Page 6 de 12

2.2.2.2 Annual trend of active domains (last 12 months)



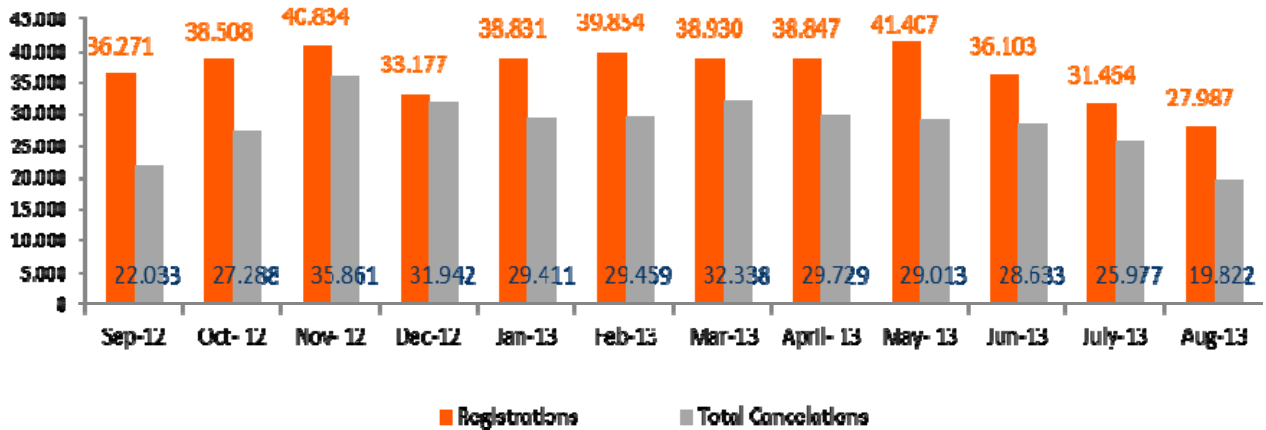
Month	Active Domains
September-12	1.596.547
October 12	1.607.734
November-12	1.612.733
December-12	1.614.149
January-13	1.623.247
February-13	1.633.234
March-13	1.638.771
April-13	1.648.745
May-13	1.660.426
June-13	1.668.709
Jul-13	1.674.195
Aug-13	1.680.627

Source: Red.es

2.2.3 Registration and cancellation of domains

Cancellation of domains includes cancellation properly speaking plus non-renewal of domains.

The trend shows moderate growth over the last year.



Month	Registrations	Total Cancellations	Cancellations	No renewal
Sep-12	36.271	22.033	356	21.677
Oct-12	38.508	27.288	309	26.979
Nov-12	40.834	35.861	363	35.498
Dec-12	33.177	31.942	353	31.589
Jan-13	38.831	29.411	336	29.075
Feb-13	39.854	29.459	424	29.035
Mar-13	38.930	32.338	473	31.865
April-13	38.847	29.729	525	29.204
May-13	41.407	29.013	309	28.704
Jun-13	36.103	28.633	328	28.305
July-13	31.464	25.977	335	25.642
Aug-13	27.987	19.822	302	19.520

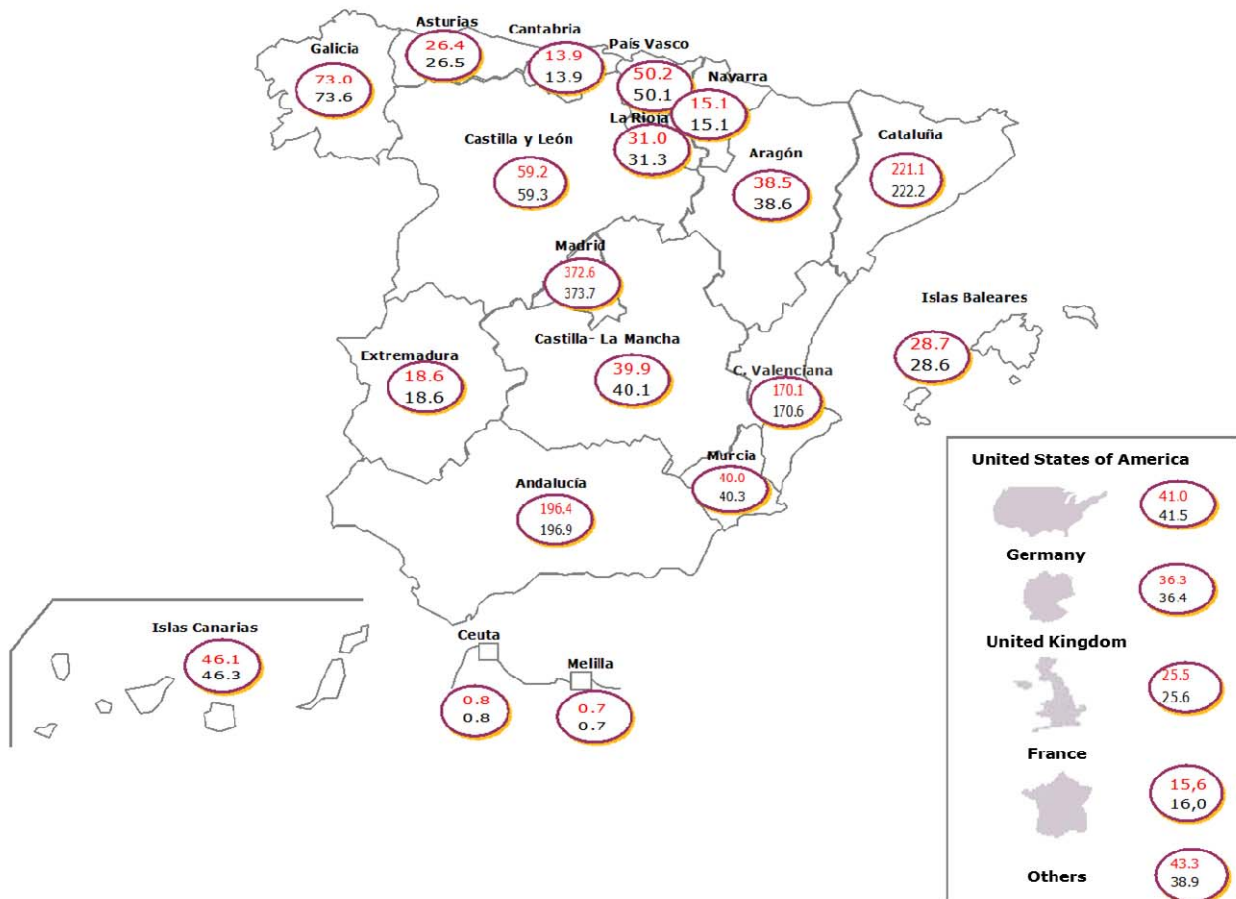
Total cancellations = cancellations + No renewal

Source: Red.es

2.2.4 Geographical distribution

The following map shows the number of active domains by Autonomous Region and by country for countries with significant domain registrations. The data are comparative with respect to the previous month.

The Community of Madrid and Catalonia show the highest concentrations of active domains because population numbers and economic development of these regions are key for domain acquisition.



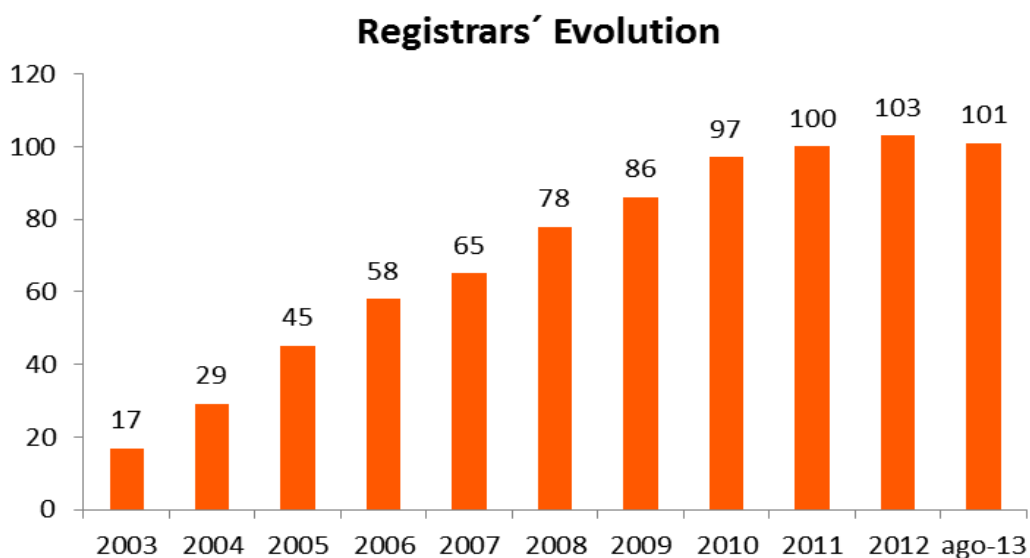
Source: Red.es

Red.es			Version: 1.0
	Created by: Dominios.es	Date: September 2013	Page 9 de 12

3 ACCREDITED REGISTRARS

3.1 Trend in the number of accredited registrar

As with the trend in domains, the number of accredited registrars has also grown significantly, mainly due to the increased domestic demand for “.es” domains.



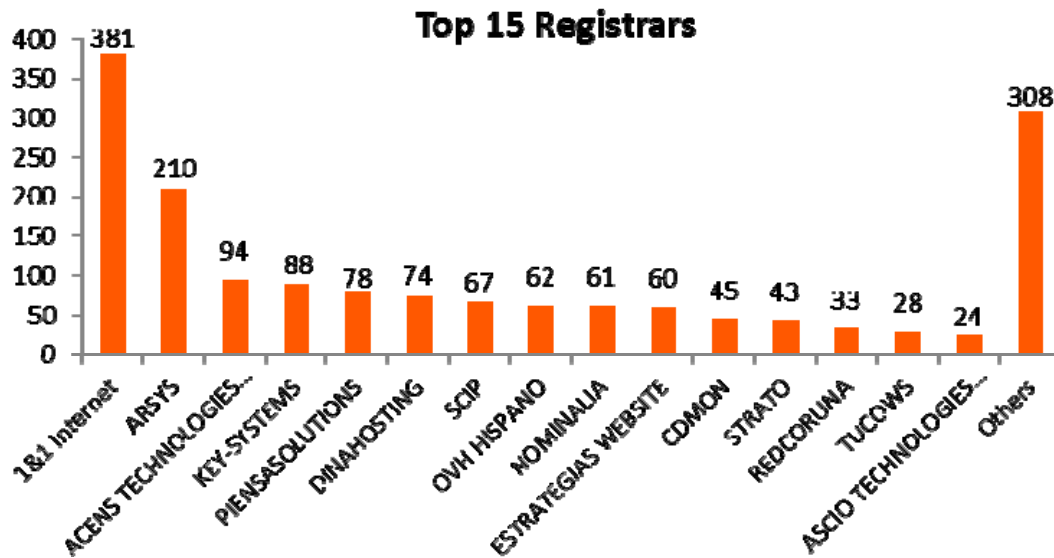
Year	Nr Registrars	Nr of registrars active
2003	17	17
2004	12	29
2005	16	45
2006	13	58
2007	7	65
2008	13	78
2009	8	86
2010	11	97
2011	3	100
2012	3	103
aug-13	-2	101

Source: Red.es

3.2 List and domains per accredited registrar

Classification of accredited registrars by number of domains. The figure only shows the 15 registrars with the highest number of domains. The remainders are grouped into the same category ("others").

The figure shows there is a clear concentration in the sector.



Data in thousands of domains

Registrars	Domains
1&1 Internet	380.759
ARSYS	210.020
ACENS TECHNOLOGIES S.L.	93.888
KEY-SYSTEMS	88.481
PIENSASOLUTIONS	78.281
DINAHOSTING	73.850
SCIP	66.799
OVH HISPANO	61.759
NOMINALIA	61.396
ESTRATEGIAS WEBSITE	59.630
CDMON	44.739
STRATO	42.984
REDCORUNA	32.527
TUCOWS	27.716
ASCIO TECHNOLOGIES INC	24.052
Others	308.146

Source: Red.es

An individual breakdown by accredited registrar and by number of domains is shown below:

List of Registrars					
Registrar	Total domains	Registrar	Total domains	Registrar	Total domains
1 1&1 Internet	380.759	36 WEIS CONSULTING	4.243	71 TUS MARCAS A UN CLICK	957
2 ARSYS	210.020	37 NERION	4.000	72 MESH DIGITAL LIMITED	827
3 ACENS TECHNOLOGIES S.L.	93.888	38 UBILIBET	3.890	73 MAILCLUB	799
4 KEY-SYSTEMS	88.481	39 INSTRACORPORATION	3.578	74 VARIOMEDIA	736
5 PIENSASOLUTIONS	78.281	40 DOMAINCLUB	3.390	75 SANE SYSTEMS	699
6 DINAHOSTING	73.850	41 CENTRORED	3.380	76 DOMAININFO	678
7 SCIP	66.799	42 DIGIVAL	3.284	77 J. ISERN PATENTES Y MARCAS	627
8 OVH HISPANO	61.759	43 CONFIGBOX	3.246	78 NEXICA	618
9 NOMINALIA	61.396	44 HERRERO Y ASOCIADOS	3.178	79 IDECNET	457
10 ESTRATEGIAS WEBSITE	59.630	45 MARCARIA.COM	3.169	80 DOMIHOST	452
11 CDMON	44.739	46 IMPRESIONES WEB	3.051	81 NAMEWEB	429
12 STRATO	42.984	47 SARENET	2.772	82 IP MIRROR	358
13 REDCORUNA	32.527	48 WORLD WIDE WEB IBERCOM	2.673	83 IS-FUN	349
14 TUCOWS	27.716	49 INFORTELECOM HOSTING	2.663	84 BBONLINE	332
15 ASCIO TECHNOLOGIES INC	24.052	50 DIGITAL VALUE	2.583	85 123DOMAIN.EU	313
16 HOSTINET	22.887	51 SERDATA	2.465	86 EASYNET	309
17 EURODNS S.A.	21.085	52 SERVEISWEB	2.465	87 HISPANWEB	268
18 ABANSYS	19.640	53 COMVIVE SERVIDORES	2.432	88 PLANETDOMAIN	257
19 1API	17.463	54 SAFENAMES	2.428	89 TU DOMINIO	166
20 INTERNETX	15.204	55 EPAG DOMAINSERVICES	2.421	90 INDOM	164
21 INTERDOMINIOS	14.859	56 NAMESHIELD	2.355	91 DOCUMENTDATA	147
22 DIRECTI	11.150	57 NEMETIC	2.295	92 CHIVALGES S.L.	127
23 GANDI	9.819	58 ARRAKIS-BT	2.264	93 NETKIA	118
24 CSC CORPORATE DOMAINS	9.803	59 NETIM	1.973	94 CPS-DATENSYSYSTEME	111
25 WEBFUSION	8.820	60 COMALIS	1.776	95 NAMECASE	96
26 INTERNET NAMES	8.660	61 Active 24	1.526	96 SIOSI	19
27 ENTORNO DIGITAL	8.093	62 NOM-IQ LTD.	1.497	97 IGARCOM INTERNET S.L.	2
28 MARKMONITOR	7.361	63 INTERNETWORX	1.461	98 NAME.COM	0
29 AXARNET	7.202	64 PONS PATENTES Y MARCAS INT.	1.428	99 NAMEBAY SAM	0
30 REGISTRAR.EU	6.807	65 ARGORED	1.412	100 REGISTER.COM	0
31 REALTIME REGISTER B.V.	5.764	66 CLARKE, MODET AND CO	1.374	101 UNITED DOMAINS	0
32 LOADING	4.629	67 CORE ICR	1.253		
33 NEODIGIT	4.558	68 DOMENESHOP	1.070		
34 REGISTER .ES	4.544	69 ELZABURU	1.052		
35 HOSPEDAJE Y DOMINIOS	4.361	70 AVANZAS	975		

Source: Red.es