

# Public Corporate Entity



red.es

## **“.es” domain statistics** **April 2014**

May 2014

## Index

1	Introduction .....	3
2	Domains .....	4
	This section summarises statistical data referring to the composition of domains in the national market, both the country code TLD for Spain (.es) and also other TLDs. .... 4	
2.1	Distribution of domains in Spain .....	4
2.2	The “.es” domain .....	5
2.2.1	Composition of the “.es” domain .....	5
2.2.2	Change over time of the “.es” domain .....	6
2.2.2.1	Historical Trend .....	6
2.2.2.2	Annual trend of active domains (last 12 months) .....	7
2.2.3	Registration and cancellation of domains .....	8
2.2.4	Geographical distribution .....	9
3	Accredited Registrars .....	10
3.1	Trend in the number of accredited registrar .....	10
3.2	List and domains per accredited registrar .....	11

## **1 INTRODUCTION**

---

The purpose of this statistical data report for **April 2014** is to inform society of the current situation of “.es” domains, providing important and useful information to help those taking current and future decisions.

The **.es** domains register fosters and promotes the use of the “.es” domain as a reference of the Spanish language on internet at an international level, with a potential market of more than 400 million Spanish speakers; it is a **quality** domain, **secure**, **easy to acquire and renew** and with the benefit of added value services such as an **out-of-court dispute resolution procedure**.

In drawing up this report, we have based our findings on information from:

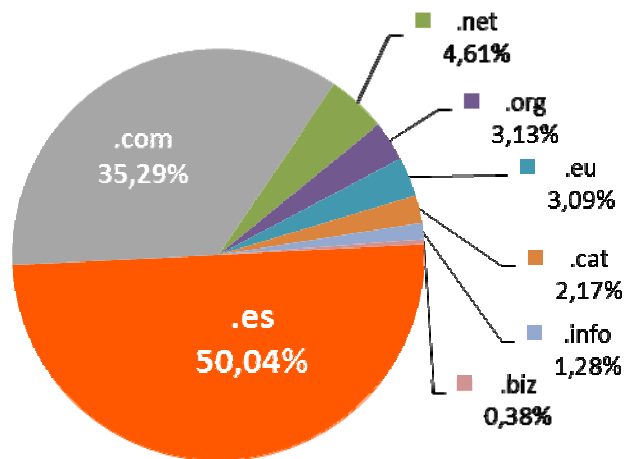
- Webhosting.info, an organization that recompiles statistical data on TLDs at country level.
- Eurid.eu, the registry that manages the .eu country code top-level domain.
- Fundació puntCAT, the registry that manages the .cat domain.
- The Red.es database.

## 2 DOMAINS

This section summarises statistical data referring to the composition of domains in the national market, both the country code TLD for Spain (.es) and also other TLDs.

### 2.1 Distribution of domains in Spain

The figures show the total composition of domains in Spain, numbering over **3,451,863** domains. It shows that the “.es” domain is the most frequently used in Spain, clearly exceeding the “.com” domain.



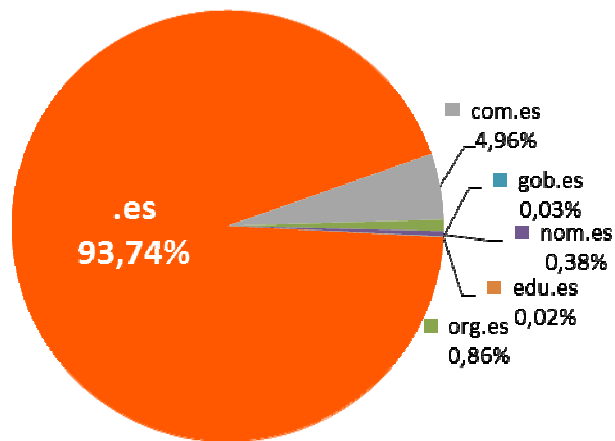
Domains	Number of domains
.es	1,727,169
.com	1,218,280
.net	159,214
.org	107,931
.eu	106,805
.cat	74,917
.info	44,298
.biz	13,249
<b>Total</b>	<b>3,451,863</b>

**Source:**  
-Red.es  
-Eurid.eu  
- Fundació puntCAT  
- WebHosting

## 2.2 The “.es” domain

This section focuses on the special features of the “.es” domain with respect to growth, composition, geographical localization, etc.

### 2.2.1 Composition of the “.es” domain



Domains Composition	
TLD	Nr of Domains
es	1,619,141
com.es	85,663
org.es	14,862
nom.es	6,642
gob.es	555
edu.es	425
<b>Total</b>	<b>1,727,288 *</b>

\* The total number of domains is different because of the date when the data were taken

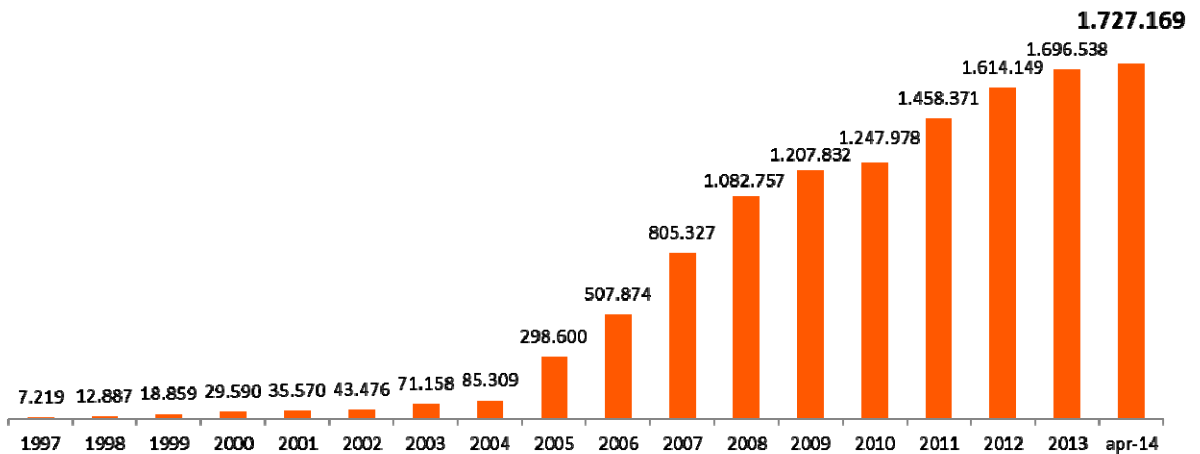
Source: Red.es

## 2.2.2 Change over time of the “.es” domain

The change over time of the “.es” domain is shown over the long and short terms, showing a clearly growing trend in the number of domains registered in recent years.

### 2.2.2.1 Historical Trend

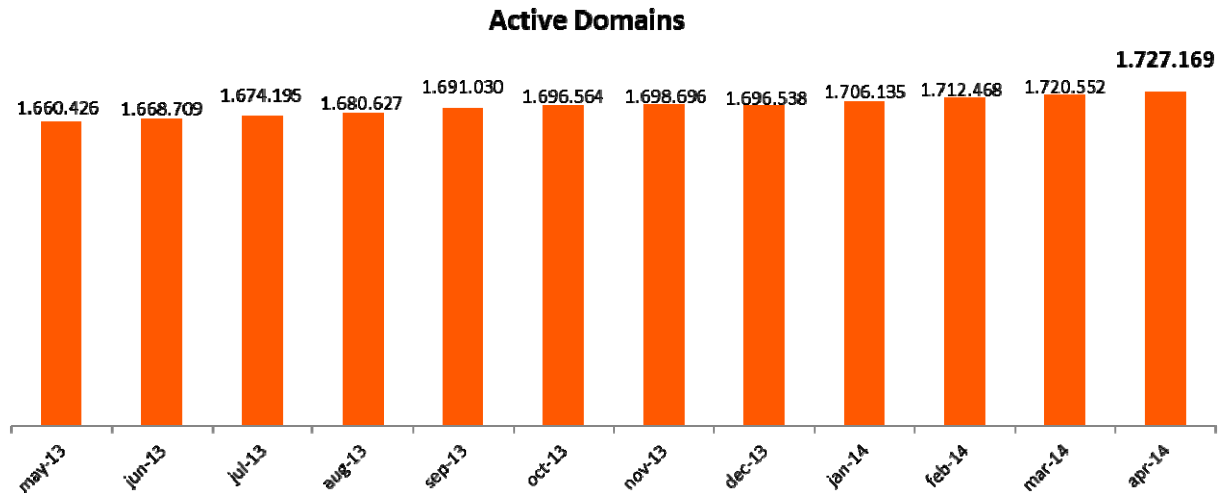
#### Active domains



Year	Active Domains
1997	7,219
1998	12,887
1999	18,859
2000	29,590
2001	35,570
2002	43,476
2003	71,158
2004	85,309
2005	298,600
2006	507,874
2007	805,327
2008	1,082,757
2009	1,207,832
2010	1,247,978
2011	1,458,371
2012	1,614,149
2013	1,696,538
apr-14	1,727,169

Source: Red.es

### 2.2.2.2 Annual trend of active domains (last 12 months)



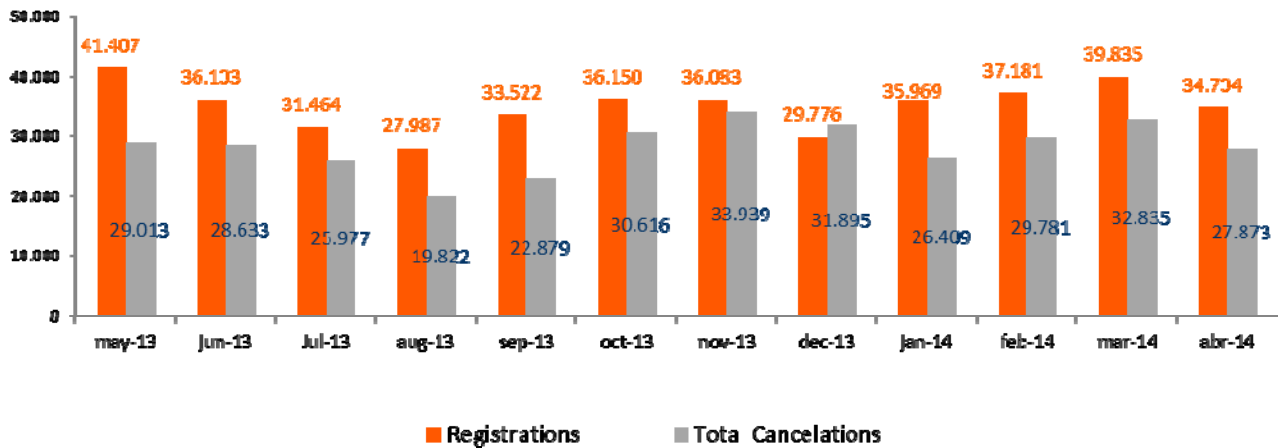
Month	Active Domains
may-13	1,660,426
jun-13	1,668,709
jul-13	1,674,195
aug-13	1,680,627
sep-13	1,691,030
oct-13	1,696,564
nov-13	1,698,696
dec-13	1,696,538
jan-14	1,706,135
feb-14	1,712,468
mar-14	1,720,552
apr-14	1,727,169

Source: Red.es

### 2.2.3 Registration and cancellation of domains

Cancellation of domains includes cancellation properly speaking plus non-renewal of domains.

The trend shows moderate growth over the last year.



Month	Registrations	Total Cancellations	Cancellations	No renewal
may-13	41,407	29,013	309	28,704
jun-13	36,103	28,633	328	28,305
Jul-13	31,464	25,977	335	25,642
aug-13	27,987	19,822	302	19,520
sep-13	33,522	22,879	277	22,602
oct-13	36,150	30,616	389	30,227
nov-13	36,083	33,939	362	33,577
dec-13	29,776	31,895	488	31,407
jan-14	35,969	26,409	431	25,978
feb-14	37,181	29,781	382	29,399
mar-14	39,835	32,835	431	32,404
abr-14	34,704	27,873	405	27,468

Total cancellations = cancellations + No renewal

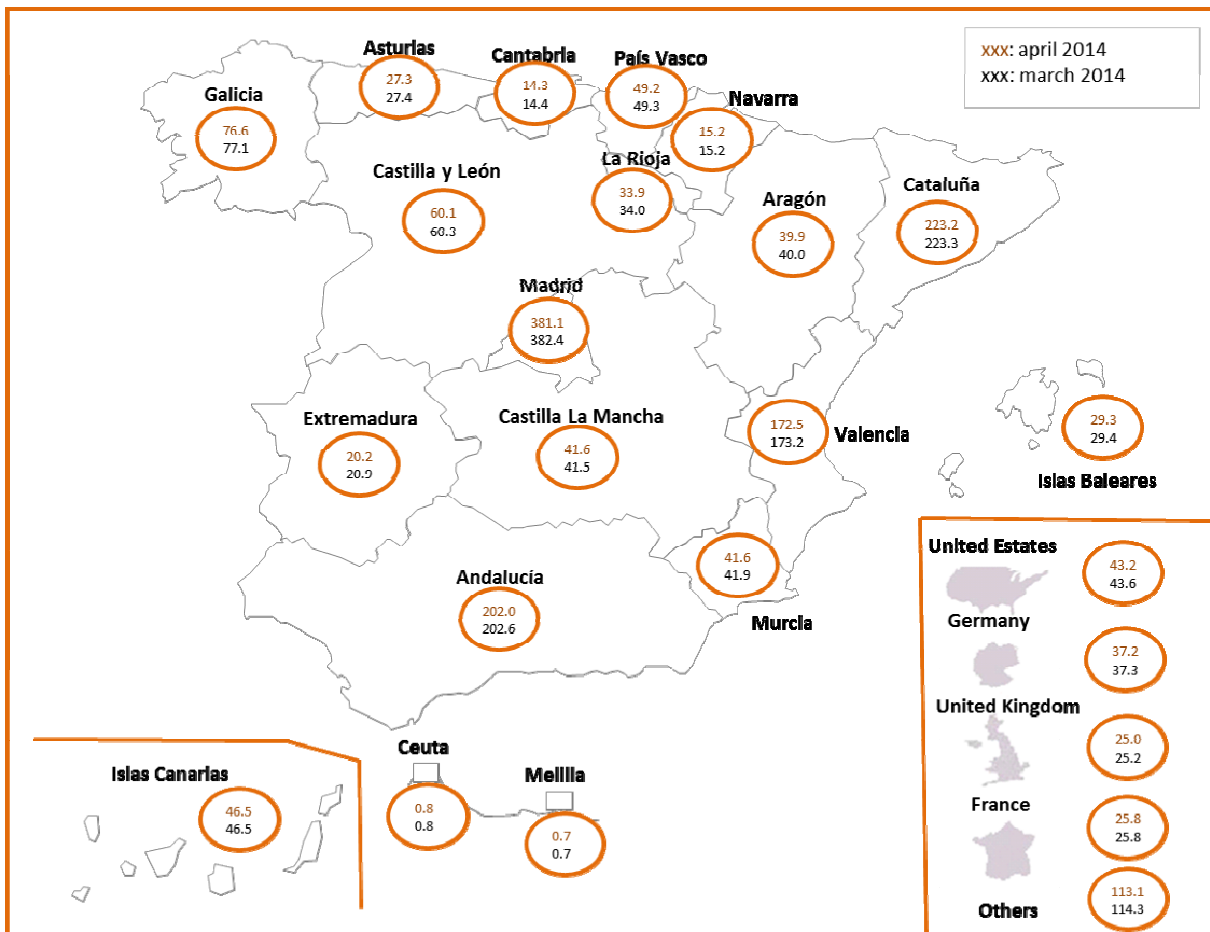
Source: Red.es



### 2.2.4 Geographical distribution

The following map shows the number of active domains by Autonomous Region and by country for countries with significant domain registrations. The data are comparative with respect to the previous month.

The Community of Madrid and Catalonia show the highest concentrations of active domains because population numbers and economic development of these regions are key for domain acquisition.

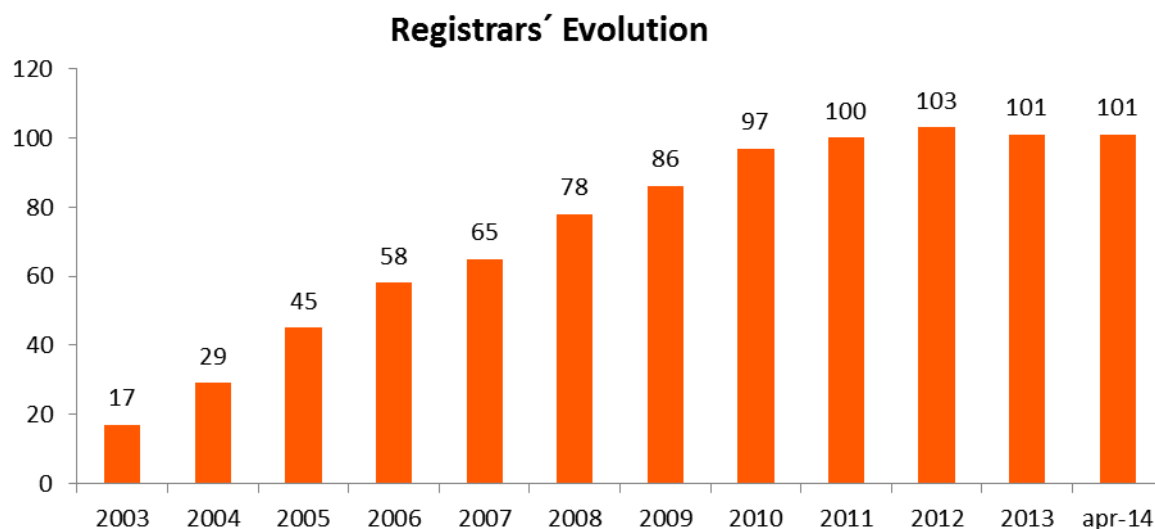


Source: Red.es

### 3 ACCREDITED REGISTRARS

#### 3.1 Trend in the number of accredited registrar

As with the trend in domains, the number of accredited registrars has also grown significantly, mainly due to the increased domestic demand for “.es” domains.



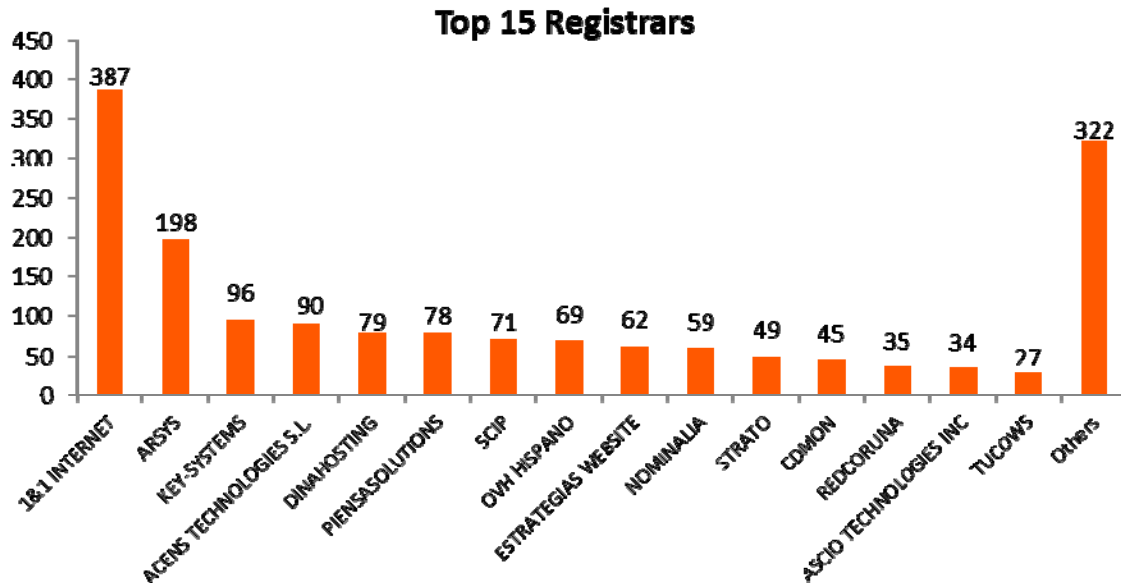
Year	Nr Registrars	Nr of registrars active
2003	17	17
2004	12	29
2005	16	45
2006	13	58
2007	7	65
2008	13	78
2009	8	86
2010	11	97
2011	3	100
2012	3	103
2013	-2	101
apr-14	0	101

Source: Red.es

### 3.2 List and domains per accredited registrar

Classification of accredited registrars by number of domains. The figure only shows the 15 registrars with the highest number of domains. The remainders are grouped into the same category ("others").

The figure shows there is a clear concentration in the sector.



Data in thousands of domains

Registrars	Domains
1&1 INTERNET	386,997
ARSYS	197,809
KEY-SYSTEMS	95,609
ACENS TECHNOLOGIES S.L.	89,912
DINAHOSTING	78,574
PIENSASOLUTIONS	78,397
SCIP	71,111
OVH HISPANO	68,883
ESTRATEGIAS WEBSITE	61,890
NOMINALIA	58,931
STRATO	48,947
CDMON	45,391
REDCORUNA	35,422
ASCIO TECHNOLOGIES INC	34,041
TUCOWS	27,146
Others	322,046

Source: Red.es

An individual breakdown by accredited registrar and by number of domains is shown below:

List of Registrars					
Registrar	Total domains	Registrar	Total domains	Registrar	Total domains
1 1&1 INTERNET	386.997	36 NERION	4.104	71 AVANZAS	1.091
2 ARSYS	197.809	37 NAMECASE	4.069	72 ELZABURU	960
3 KEY-SYSTEMS	95.609	38 INSTRA CORPORATION	3.768	73 MESH DIGITAL LIMITED	953
4 ACENS TECHNOLOGIES S.L.	89.912	39 UBILIBET	3.696	74 MAILCLUB	877
5 DINAHOSTING	78.574	40 MARCARIA.COM	3.495	75 NEUDOMAINS	820
6 PIENSASOLUTIONS	78.397	41 CONFIGBOX	3.483	76 TUS MARCAS A UN CLICK	794
7 SCIP	71.111	42 DOMAINCLUB	3.344	77 VARIOMEDIA	725
8 OVH HISPANO	68.883	43 WEIS CONSULTING	3.277	78 DOMAININFO	699
9 ESTRATEGIAS WEBSITE	61.890	44 CENTRORED	3.181	79 SANE SYSTEMS	688
10 NOMINALIA	58.931	45 DIGIVAL	3.075	80 J. ISERN PATENTES Y MARCAS	605
11 STRATO	48.947	46 HERRERO Y ASOCIADOS	2.984	81 NEXICA	575
12 CDMON	45.391	47 SAFENAMES	2.714	82 IP MIRROR	456
13 REDCORUNA	35.422	48 SARENET	2.697	83 NAMEWEB	436
14 ASCIO TECHNOLOGIES INC	34.041	49 EPAG DOMAINSERVICES	2.661	84 IDECNET	434
15 TUCOWS	27.146	50 INFORTELECOM HOSTING	2.645	85 DOMIHOST	428
16 1API	22.898	51 WORLD WIDE WEB IBERCOM	2.608	86 IS-FUN	364
17 EURODNS S.A.	19.314	52 COMVIVE SERVIDORES	2.576	87 BBONLINE	336
18 ABANSYS	18.583	53 SERDATA	2.535	88 123DOMAIN.EU	315
19 HOSTINET	18.023	54 DIGITAL VALUE	2.509	89 EASYNET	275
20 INTERNETX	16.557	55 NOM-IQ LTD.	2.273	90 HISPAWEB	273
21 INTERDOMINIOS	14.969	56 NAMESHIELD	2.259	91 CPS-DATENSYSYSTEME	200
22 REGISTRAR.EU	12.201	57 PDR LTD	2.246	92 NETKIA	169
23 DIRECTI	10.942	58 NEMETIC	2.180	93 INDOM	163
24 CSC CORPORATE DOMAINS	10.515	59 SERVEISWEB	2.153	94 TU DOMINIO	155
25 GANDI	10.325	60 NETIM	2.044	95 PLANETDOMAIN	153
26 WEBFUSION	9.035	61 ARRAKIS-BT	2.029	96 CHIVALGES S.L.	132
27 AXARNET	8.157	62 IMPRESIONES WEB	1.853	97 DOCUMENTDATA	99
28 ENTORNO DIGITAL	7.885	63 COMALIS	1.822	98 SIOSI	1
29 MARKMONITOR	7.548	64 ACTIVE 24	1.611	99 REGISTER.COM	0
30 LOADING	7.477	65 INTERNETWORX	1.477	100 UNITED DOMAINS	0
31 REALTIME REGISTER B.V.	7.003	66 PONS PATENTES Y MARCAS INT.	1.396	101 NAMEBAY SAM	0
32 INTERNET NAMES	6.547	67 DOMENESHOP	1.385		
33 REGISTER.ES	4.414	68 CLARKE, MODET AND CO	1.349		
34 HOSPEDAJE Y DOMINIOS	4.202	69 ARGORED	1.335		
35 NEODIGIT	4.169	70 CORE ICR	1.273		

Source: Red.es