

Public Corporate Entity



red.es

".es" domain statistics

April 2013

May 2013

Index

1	Introduction	3
2	Domains	4
	This section summarises statistical data referring to the composition of domains in the national market, both the country code TLD for Spain (.es) and also other TLDs. 4	
2.1	Distribution of domains in Spain.....	4
2.2	The “.es” domain.....	5
2.2.1	Composition of the “.es” domain	5
2.2.2	Change over time of the “.es” domain	6
2.2.2.1	Historical Trend	6
2.2.2.2	Annual trend of active domains (last 12 months)	7
2.2.3	Registration and cancellation of domains.....	8
2.2.4	Geographical distribution	9
3	Accredited Registrars	10
3.1	Trend in the number of accredited registrar	10
3.2	List and domains per accredited registrar	11

Red.es			Version: 1.0
	Created by: Dominios.es	Date: May 2013	Page 2 de 12

1 INTRODUCTION

The purpose of this statistical data report for **April 2013**, is to inform society of the current situation of “.es” domains, providing important and useful information to help those taking current and future decisions.

The **.es** domains register fosters and promotes the use of the “.es” domain as a reference of the Spanish language on internet at an international level, with a potential market of more than 400 million Spanish speakers; it is a **quality domain, secure, easy to acquire and renew** and with the benefit of added value services such as an **out-of-court dispute resolution procedure**.

In drawing up this report, we have based our findings on information from:

- ✚ Webhosting.info, an organization that recompiles statistical data on TLDs at country level.
- ✚ The Red.es database.

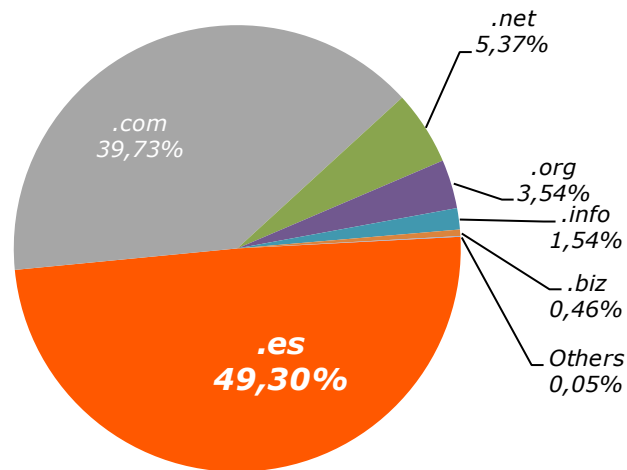
Red.es			Version: 1.0
	Created by: Dominios.es	Date: May 2013	Page 3 de 12

2 DOMAINS

This section summarizes statistical data referring to the composition of domains in the national market, both the country code TLD for Spain (.es) and also other TLDs.

2.1 Distribution of domains in Spain

The figures show the total composition of domains in Spain, numbering over **3,342,935** domains. It shows that the “.es” domain is the most frequently used in Spain, clearly exceeding the “.com” domain.



Domains	Number of domains
.es	1.648.082
.com	1.328.156
.net	179.486
.org	118.289
.info	51.596
.biz	15.500
Others	1.826

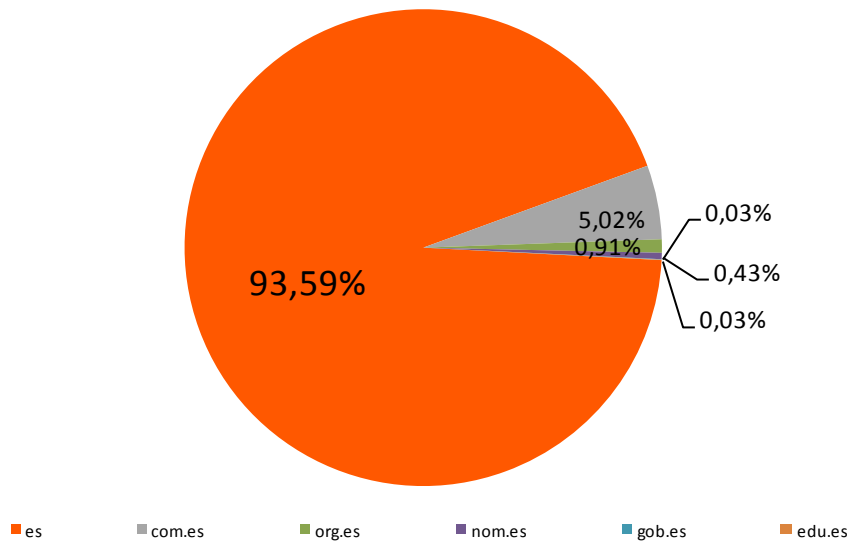
Total 3.342.935

Source:
- Red.es
- WebHosting

2.2 The “.es” domain

This section focuses on the special features of the “.es” domain with respect to growth, composition, geographical localisation, etc.

2.2.1 Composition of the “.es” domain



Domains Composition	
TLD	Nr Of Domains
es	1.543.090
com.es	82.715
org.es	14.965
nom.es	7.062
gob.es	540
edu.es	426
Total	1.648.798 *

The total number of “.es” domains is different because of the date when the data were taken

Source: Red.es

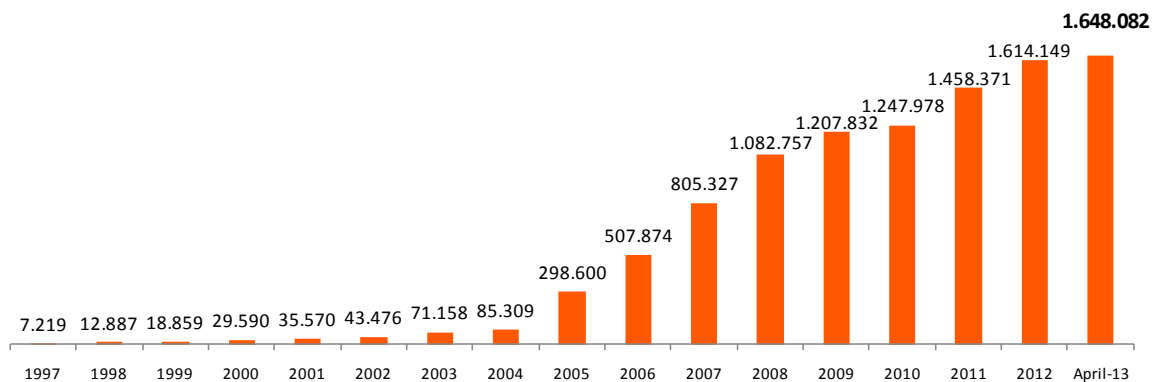
Red.es			Version: 1.0
	Created by: Dominios.es	Date: May 2013	Page 5 de 12

2.2.2 Change over time of the “.es” domain

The change over time of the “.es” domain is shown over the long and short terms, showing a clearly growing trend in the number of domains registered in recent years.

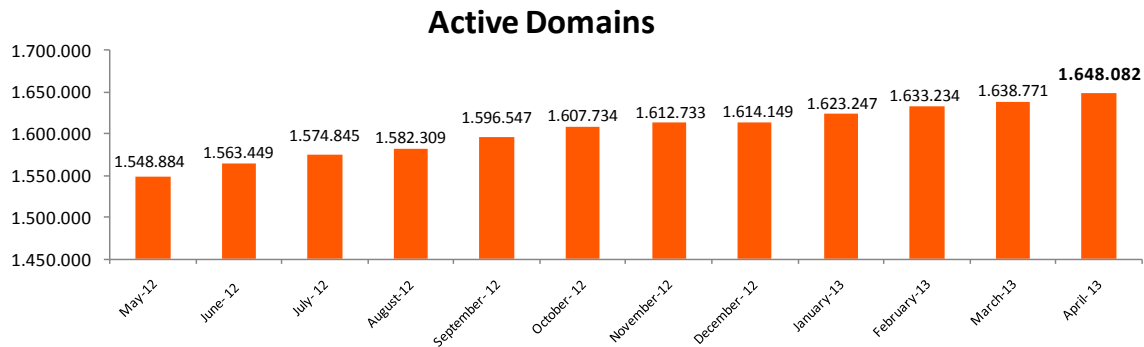
2.2.2.1 Historical Trend

Active domains



Year	Active Domains
1997	7.219
1998	12.887
1999	18.859
2000	29.590
2001	35.570
2002	43.476
2003	71.158
2004	85.309
2005	298.600
2006	507.874
2007	805.327
2008	1.082.757
2009	1.207.832
2010	1.247.978
2011	1.458.371
2012	1.614.149
feb-13	1.648.082

2.2.2.2 Annual trend of active domains (last 12 months)



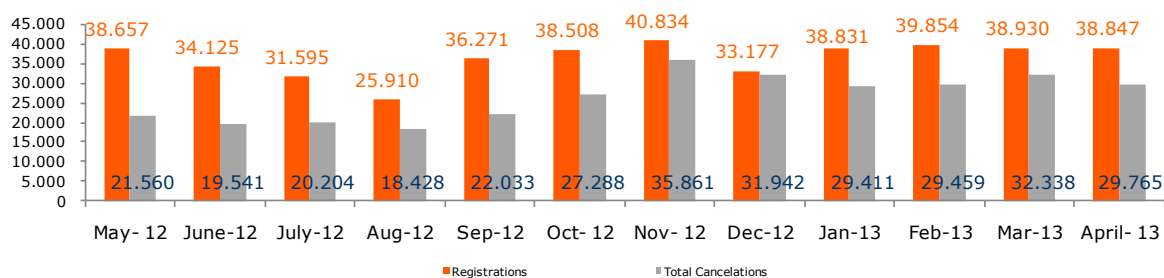
Month	Active Domains
May-12	1.548.884
June-12	1.563.449
July-12	1.574.845
August-12	1.582.309
September-12	1.596.547
October-12	1.607.734
November-12	1.612.733
December-12	1.614.149
January-13	1.623.247
February-13	1.633.234
March-13	1.638.771
April-13	1.648.082

Source: Red.es

2.2.3 Registration and cancellation of domains

Cancellation of domains includes cancellation properly speaking plus non-renewal of domains.

The trend shows moderate growth over the last year.



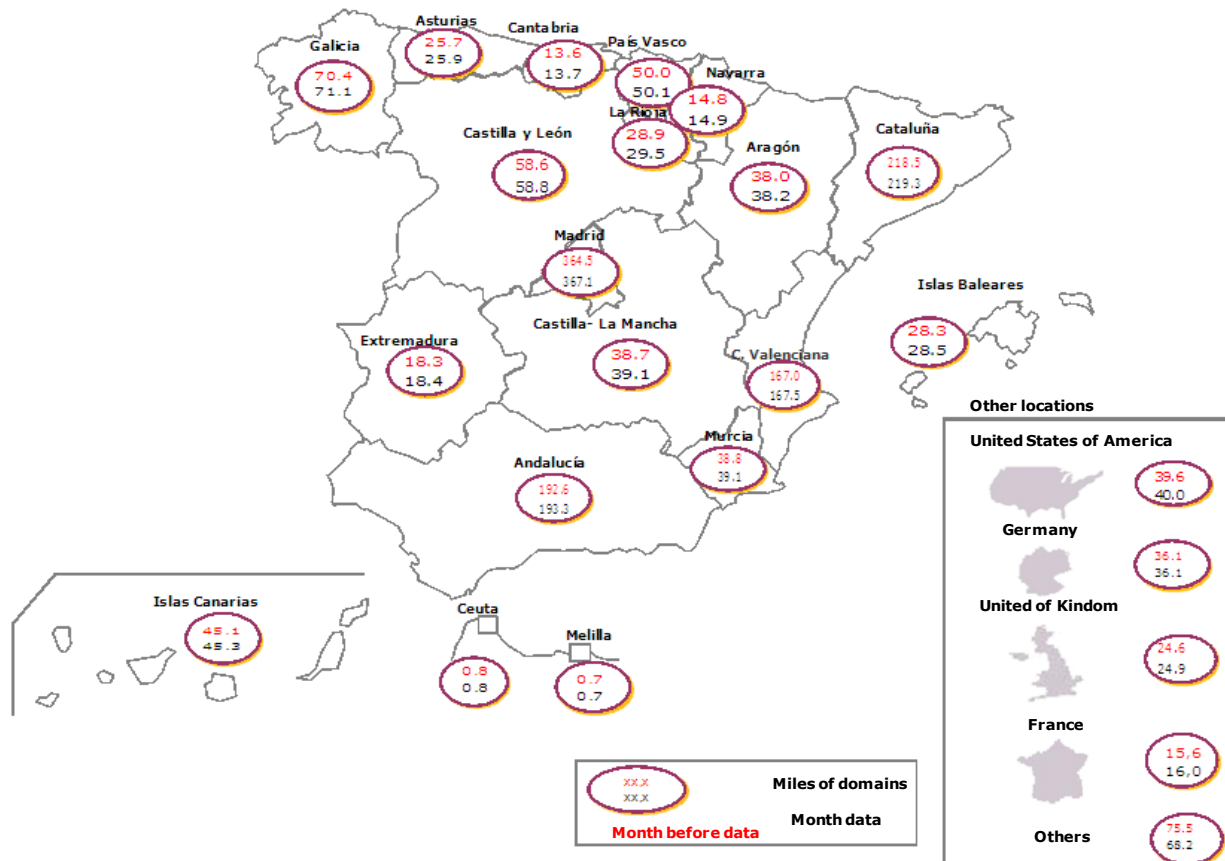
Month	Registrations	Total Cancellations	Cancellations	No renewal
May- 12	38.657	21.560	834	20.726
June-12	34.125	19.541	750	18.791
July- 12	31.595	20.204	729	19.475
Aug-12	25.910	18.428	431	17.997
Sep- 12	36.271	22.033	356	21.677
Oct- 12	38.508	27.288	309	26.979
Nov- 12	40.834	35.861	363	35.498
Dec-12	33.177	31.942	353	31.589
Jan-13	38.831	29.411	336	29.075
Feb-13	39.854	29.459	424	29.035
Mar-13	38.930	32.338	473	31.865
April- 13	38.847	29.765	525	29.240
		Total cancelations = cancelations + No renewal		

Source: Red.es

2.2.4 Geographical distribution

The following map shows the number of active domains by Autonomous Region and by country for countries with significant domain registrations. The data are comparative with respect to the previous month.

The Community of Madrid and Catalonia show the highest concentrations of active domains because population numbers and economic development of these regions are key for domain acquisition.

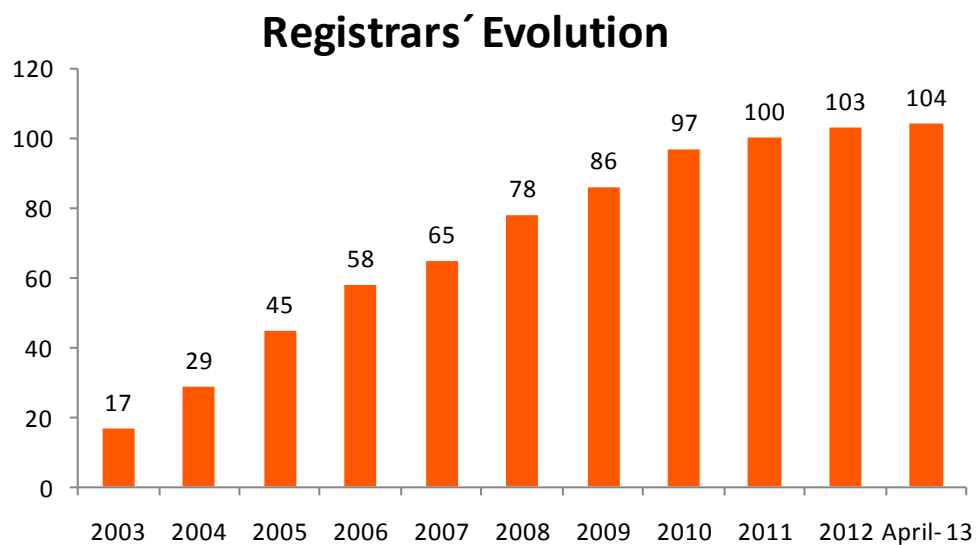


Source: Red.es

3 ACCREDITED REGISTRARS

3.1 Trend in the number of accredited registrar

As with the trend in domains, the number of accredited registrars has also grown significantly, mainly due to the increased domestic demand for “.es” domains.



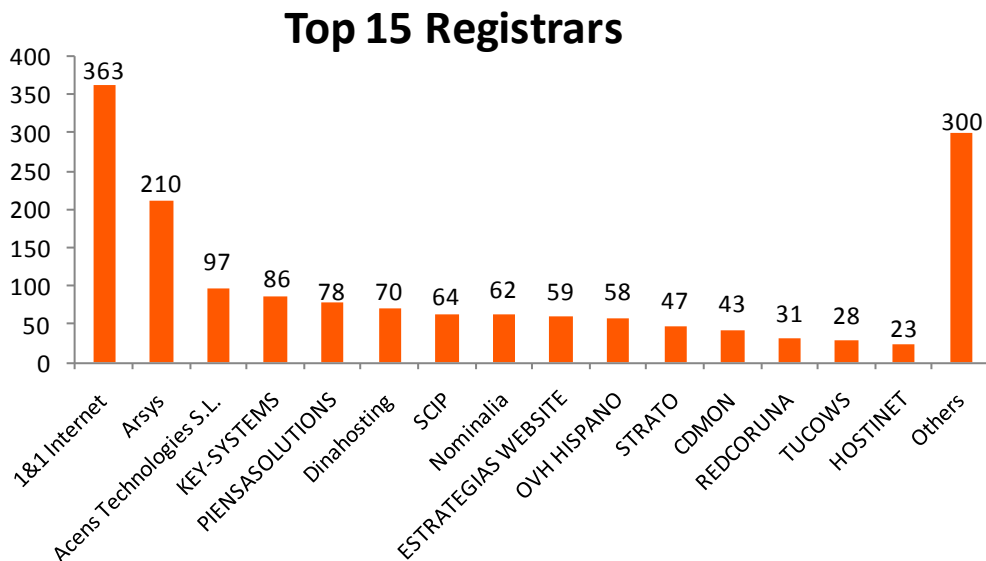
Year	Nr Registrars	Nr of registrars active
2003	17	17
2004	12	29
2005	16	45
2006	13	58
2007	7	65
2008	13	78
2009	8	86
2010	11	97
2011	3	100
2012	3	103
April-13	1	104

Source: Red.es

3.2 List and domains per accredited registrar

Classification of accredited registrars by number of domains. The figure only shows the 15 registrars with the highest number of domains. The remainders are grouped into the same category ("others").

The figure shows there is a clear concentration in the sector.



Data in thousands of domains

Registrars	Domains
1&1 Internet	363.116
Arsys	210.454
Acens Technologies S.L.	97.263
KEY-SYSTEMS	86.097
PIENSASOLUTIONS	78.135
Dinahosting	70.354
SCIP	64.010
Nominalia	61.754
ESTRATEGIAS WEBSITE	58.961
OVH HISPANO	58.129
STRATO	47.184
CDMON	43.208
REDCORUNA	30.792
TUCOWS	27.705
HOSTINET	22.691
Others	300.000

Source: Red.es

An individual breakdown by accredited registrar and by number of domains is shown below:

List of Registrars					
Registrar	Total domains	Registrar	Total domains	Registrar	Total domains
1 I&1 Internet	363.116	36 UBILIBET	4.267	71 RECOL	995
2 Arsys	210.454	37 NERION	3.956	72 AVANZAS	949
3 Acens Technologies S.L.	97.263	38 Instra Corporation	3.520	73 DOMENESHOP	834
4 KEY-SYSTEMS	86.097	39 Impresiones Web	3.513	74 MailClub	770
5 PIENSASOLUTIONS	78.135	40 CENTRORED	3.444	75 MESH DIGITAL LIMITED	751
6 Dinahosting	70.354	41 DIGIVAL	3.333	76 Variomedia	744
7 SCIP	64.010	42 ConfigBox	3.188	77 SANE SYSTEMS	697
8 Nominalia	61.754	43 Herrero y Asociados	3.186	78 DOMAININFO	681
9 ESTRATEGIAS WEBSITE	58.961	44 Marcaria.com	3.051	79 NEXICA	647
10 OVH HISPANO	58.129	45 SARENET	2.732	80 J. ISERN PATENTES Y MARCAS	633
11 STRATO	47.184	46 WORLD WIDE WEB IBERCOM	2.678	81 IDECNET	462
12 CDMON	43.208	47 EPAG Domainservices	2.640	82 DOMIHOST	439
13 REDCORUNA	30.792	48 SERVEISWEB	2.593	83 NAMEWEB	424
14 TUCOWS	27.705	49 DIGITAL VALUE	2.585	84 IGARCOM INTERNET S.L.	415
15 HOSTINET	22.691	50 INFORTELECOM HOSTING	2.479	85 Planetdomain	343
16 EURODNS S.A.	21.515	51 COMVIVE SERVIDORES	2.418	86 IS-FUN	339
17 ABANSYS	20.199	52 SERDATA	2.387	87 BBONLINE	337
18 ASCIO TECHNOLOGIES INC	19.717	53 SAFENAMES	2.382	88 EASYNET	325
19 INTERDOMINIOS	14.829	54 Nematic	2.340	89 123domain.eu	315
20 INTERNETX	14.659	55 ARRAKIS-BT	2.339	90 HISPWEB	278
21 IAPI	14.422	56 INDOM	1.934	91 IP MIRROR	244
22 PDR	10.283	57 NETIM	1.879	92 Documentdata	147
23 CSC Corporate Domains	9.448	58 COMALIS	1.830	93 TU DOMINIO	147
24 Gandi	8.942	59 Domestika	1.773	94 CHIVALGES S.L.	126
25 Internet Names	8.617	60 LOADING	1.538	95 CPS-Datensysteme	112
26 WEBFUSION	8.366	61 Active 24	1.532	96 NETKIA	96
27 Entorno Digital	8.320	62 ARGORED	1.444	97 Domain Protect	78
28 NEODIGIT	8.166	63 PONS PATENTES Y MARCAS INT	1.423	98 SIOSI	21
29 MarkMonitor	6.992	64 NOM-IQ LTD.	1.383	99 DOMAINCLUB	13
30 AXARNET	6.803	65 CLARKE, MODET AND CO	1.362	100 NAMECASE	13
31 REGISTRAR.EU	6.573	66 InterNetworX	1.283	101 TMLCLICK	1
32 Realtime Register B.V.	5.290	67 Nameshield	1.262	102 NAME.COM	0
33 Register.es	4.712	68 CORE ICR	1.243	103 United Domains	0
34 HOSPEDAJE Y DOMINIOS	4.365	69 NAMEBAY SAM	1.094	104 REGISTER.COM	0
35 WEIS CONSULTING	4.318	70 Elzaburu	1.077		

Source: Red.es