

Public Corporate Entity



MINISTERIO
DE ECONOMÍA
Y EMPRESA

red.es

“.es” domain statistics **February 2019**

January 2019

Index

1	Introduction.....	3
2	Domains.....	4
2.1	The “.es” domain	4
2.1.1	Composition of the “.es” domain	4
2.1.2	Change over time of the “.es” domain	5
2.1.2.1	Historical Trend	5
2.1.2.2	Annual trend of active domains (last 12 months).....	6
2.1.3	Registration and cancellation of domains	7
2.1.4	Geographical distribution	8
3	Accredited Registrars	10
3.1	Trend in the number of accredited registrar	10
3.2	List and domains per accredited registrar	11

1 INTRODUCTION

The purpose of this statistical data report for **February 2019** is to inform society of the current situation of “.es” domains, providing important and useful information to help those taking current and future decisions.

The .es domains register fosters and promotes the use of the “.es” domain as a reference of the Spanish language on internet at an international level, with a potential market of more than 500 million Spanish speakers; it is a **quality** domain, **secure**, **easy to acquire and renew** and with the benefit of added value services such as an **out-of-court dispute resolution procedure**.

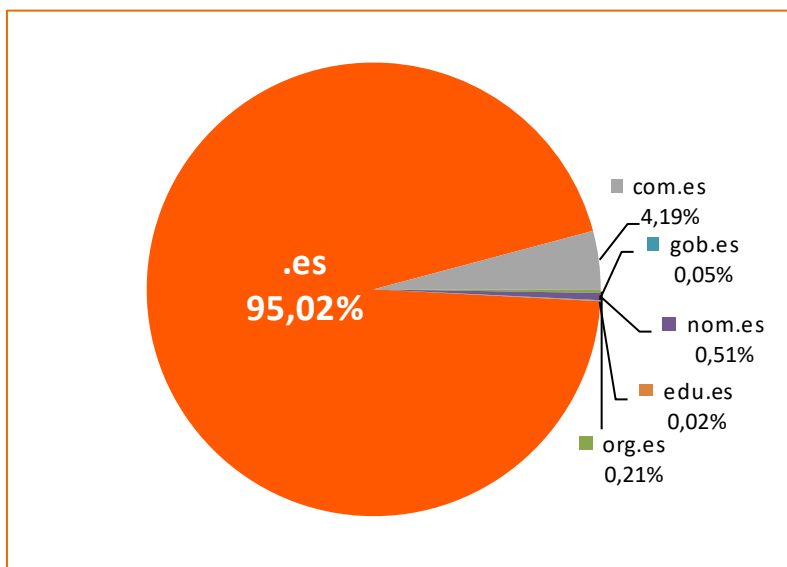
In drawing up this report, we have based our findings on information from the Red.es database.

2 DOMAINS

2.1 The “.es” domain

This section focuses on the special features of the “.es” domain with respect to growth, composition, geographical localization, etc.

2.1.1 Composition of the “.es” domain



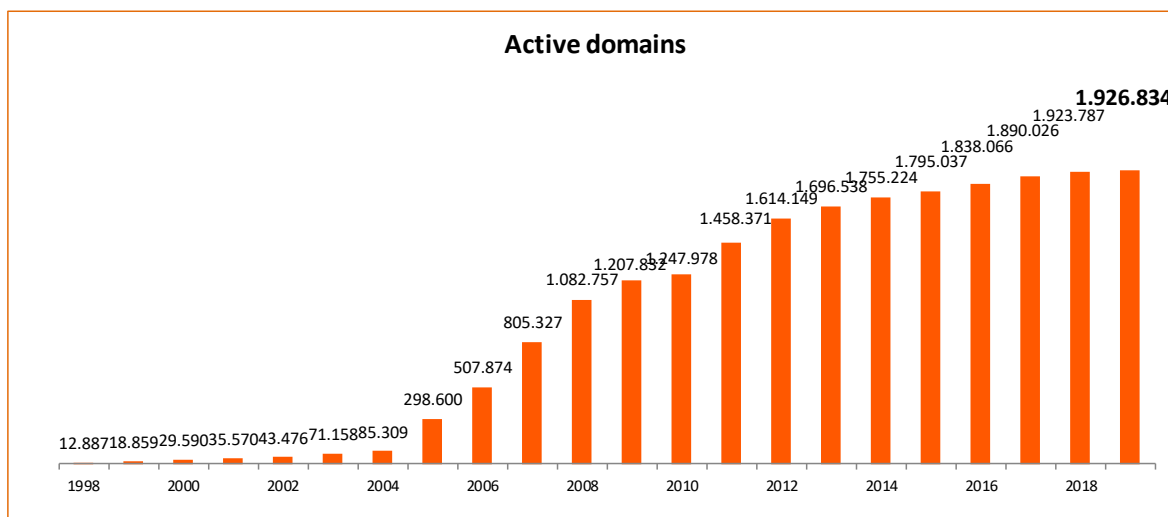
Domains Composition .es	
TLD	Nr of Domains
.es	1830704
com.es	80731
org.es	4136
nom.es	9809
gob.es	917
edu.es	446
Total	1.926.743 *

* The total number of domains is different because of the date when the data were taken

2.1.2 Change over time of the “.es” domain

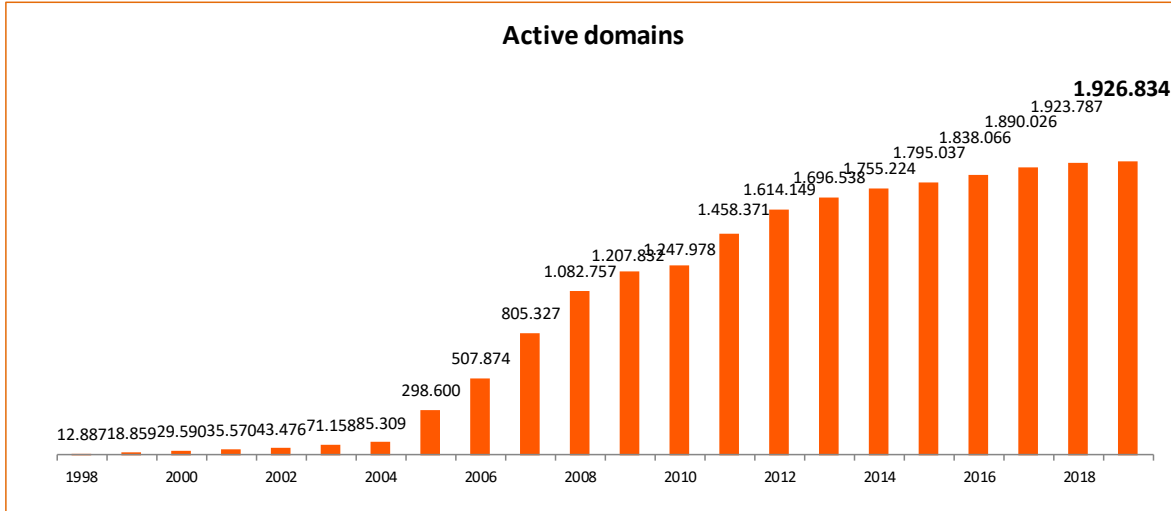
The change over time of the “.es” domain is shown over the long and short terms, showing a clearly growing trend in the number of domains registered in recent years.

2.1.2.1 Historical Trend



Year	Active Domains
1998	12.887
1999	18.859
2000	29.590
2001	35.570
2002	43.476
2003	71.158
2004	85.309
2005	298.600
2006	507.874
2007	805.327
2008	1.082.757
2009	1.207.832
2010	1.247.978
2011	1.458.371
2012	1.614.149
2013	1.696.538
2014	1.755.224
2015	1.795.037
2016	1.838.066
2017	1.890.026
2018	1.923.787
Feb.-2019	1.926.834

2.1.2.2 Annual trend of active domains (last 12 months)

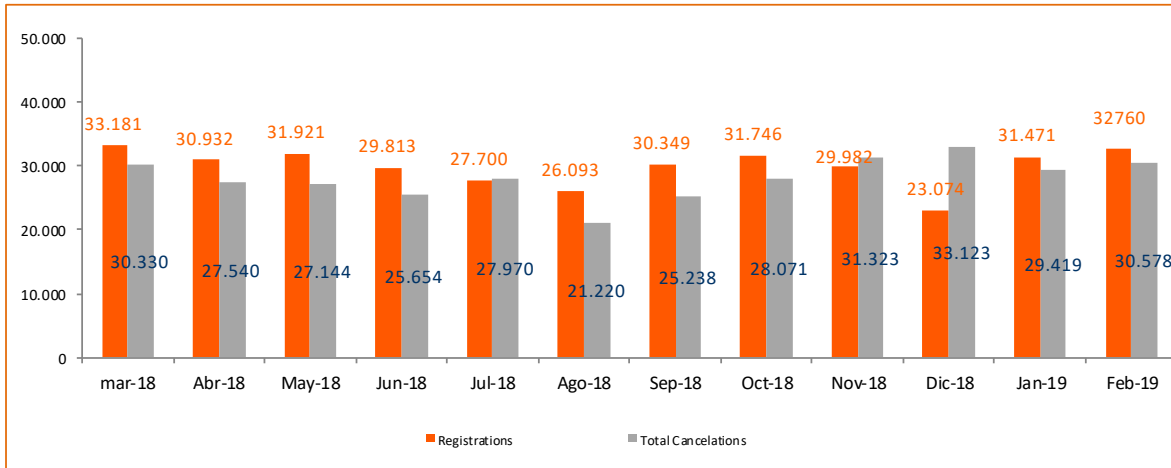


Year	Active Domains
1998	12.887
1999	18.859
2000	29.590
2001	35.570
2002	43.476
2003	71.158
2004	85.309
2005	298.600
2006	507.874
2007	805.327
2008	1.082.757
2009	1.207.832
2010	1.247.978
2011	1.458.371
2012	1.614.149
2013	1.696.538
2014	1.755.224
2015	1.795.037
2016	1.838.066
2017	1.890.026
2018	1.923.787
Feb.-2019	1.926.834

2.1.3 Registration and cancellation of domains

Cancellation of domains includes cancellation properly speaking plus non-renewal of domains.

The trend shows moderate growth over the last year.



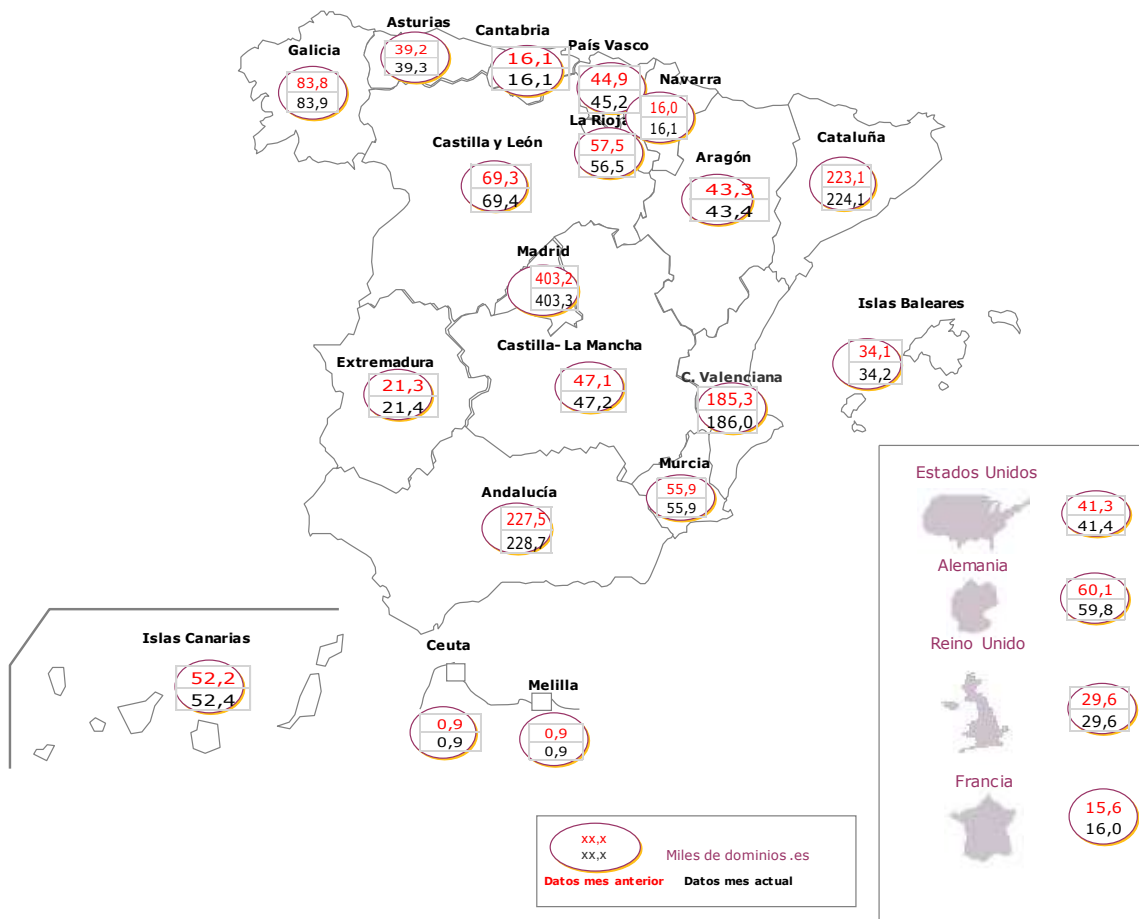
Month	Registrations	Total Cancellations	Cancellations	No renewal
mar-18	33.181	30.330	1.320	29.010
Abr-18	30.932	27.540	967	26.573
May-18	31.921	27.144	285	26.859
Jun-18	29.813	25.654	239	25.415
Jul-18	27.700	27.970	222	27.748
Ago-18	26.093	21.220	214	21.006
Sep-18	30.349	25.238	566	24.672
Oct-18	31.746	28.071	284	27.787
Nov-18	29.982	31.323	446	30.877
Dic-18	23.074	33.123	367	32.756
Jan-19	31.471	29.419	275	29.144
Feb-19	32.760	30.578	273	30.305

Total cancellations = cancellations + No renewal

2.1.4 Geographical distribution

The following map shows the number of active domains by Autonomous Region and by country for countries with significant domain registrations. The data are comparative with respect to the previous month.

The Community of Madrid and Catalonia show the highest concentrations of active domains because population numbers and economic development of these regions are key for domain acquisition.

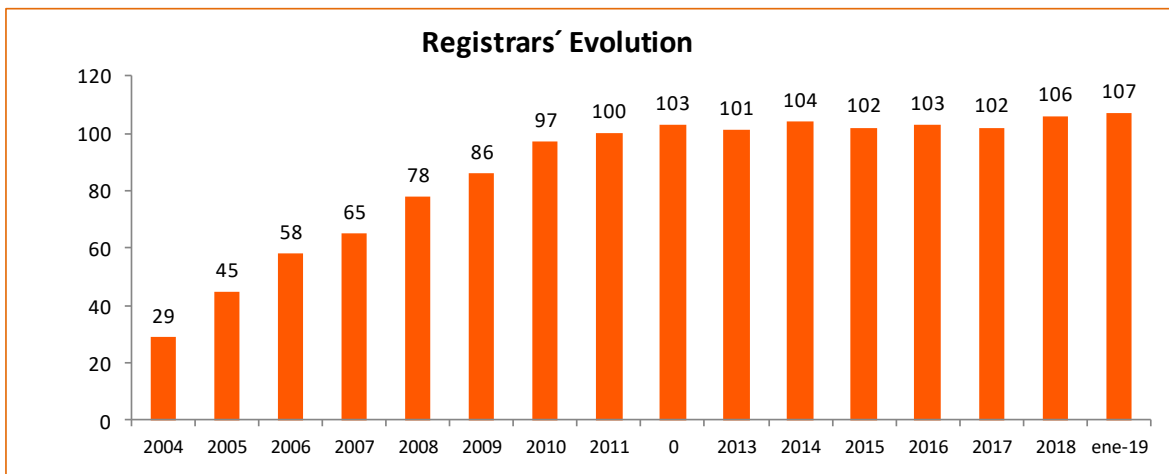


Provincia	DATOS MES n-1	DATOS MES n
Andalucía - ALMERIA	15199	15224
Andalucía - CADIZ	24417	24451
Andalucía - CORDOBA	19759	20033
Andalucía - GRANADA	28312	28461
Andalucía - HUELVA	7912	8120
Andalucía - JAEN	11361	11529
Andalucía - MALAGA	60232	60372
Andalucía - SEVILLA	60314	60483
Aragón - HUESCA	6674	6692
Aragón - TERUEL	3115	3132
Aragón - ZARAGOZA	33491	33611
Asturias - ASTURIAS	39208	39253
Cantabria - CANTABRIA	16068	16066
Castilla La Mancha - ALBACETE	9708	9718
Castilla La Mancha - CIUDAD REAL	10456	10494
Castilla La Mancha - CUENCA	4046	4029
Castilla La Mancha - GUADALAJARA	6847	6881
Castilla La Mancha - TOLEDO	16004	16050
Castilla y Leon - AVILA	3644	3671
Castilla y Leon - BURGOS	9348	9367
Castilla y Leon - LEON	14242	14213
Castilla y Leon - PALENCIA	3753	3765
Castilla y Leon - SALAMANCA	10274	10294
Castilla y Leon - SEGOVIA	4155	4166
Castilla y Leon - SORIA	2515	2521
Castilla y Leon - VALLADOLID	17844	17902
Castilla y Leon - ZAMORA	3513	3530
Catalunya - BARCELONA	191023	191897
Catalunya - GIRONA	13169	13180
Catalunya - LLEIDA	6481	6491
Catalunya - TARRAGONA	12455	12524
Ceuta - CEUTA	894	886
Extremadura - BADAJOZ	12916	12974
Extremadura - CACERES	8334	8380
Galicia - CORUÑA, A	44137	44153
Galicia - LUGO	7398	7363
Galicia - OURENSE	5928	5920
Galicia - PONTEVEDRA	26366	26489
Islas Baleares - ILLES BALEARS	34126	34219
Islas Canarias - PALMAS, LAS	28526	28607
Islas Canarias - SANTA CRUZ DE TENERIFE	23662	23769
La Rioja - RIOJA, LA	57529	56474
Madrid - MADRID	403161	403339
Melilla - MELILLA	896	883
Murcia - MURCIA	55920	55897
Navarra - NAVARRA	16041	16085
País Vasco - ARABA	8455	8656
País Vasco - BIZKAIA	22845	22894
País Vasco - GIPUZKOA	13601	13663
Valencia - ALICANTE	69026	69386
Valencia - CASTELLON	16069	16103
Valencia - VALENCIA	100248	100466

3 ACCREDITED REGISTRARS

3.1 Trend in the number of accredited registrar

As with the trend in domains, the number of accredited registrars has also grown significantly, mainly due to the increased domestic demand for “.es” domains.

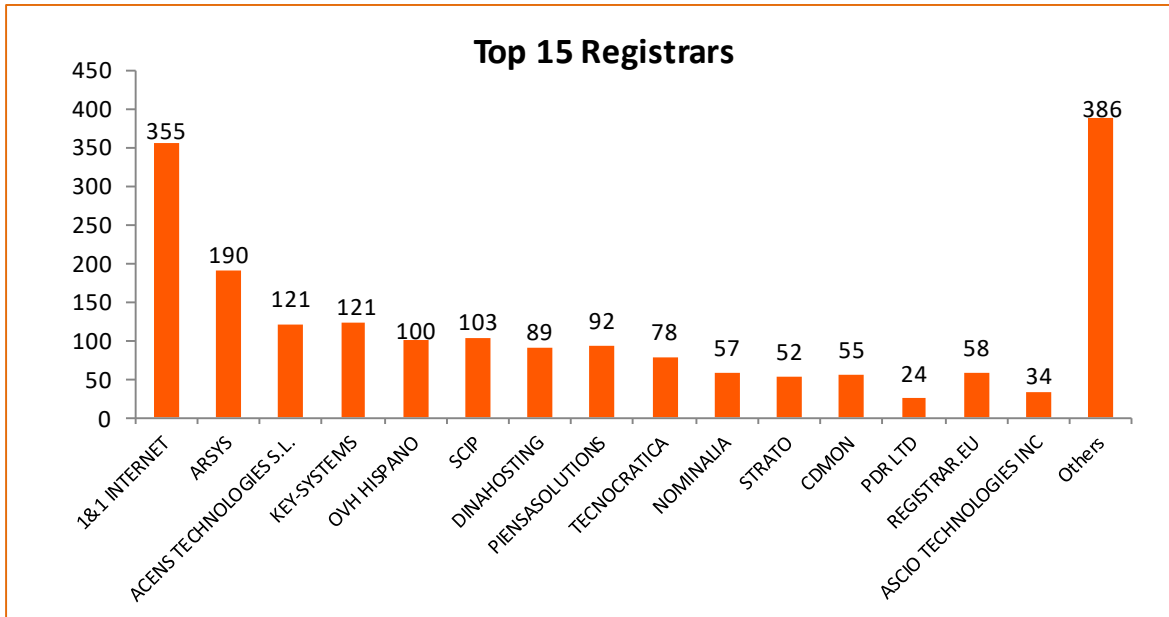


Year	Nr Registrars	Nr of registrars active
2003	17	17
2004	12	29
2005	16	45
2006	13	58
2007	7	65
2008	13	78
2009	8	86
2010	11	97
2011	3	100
2012	3	103
2013	-2	101
2014	3	104
2015	-2	102
2019	5	107

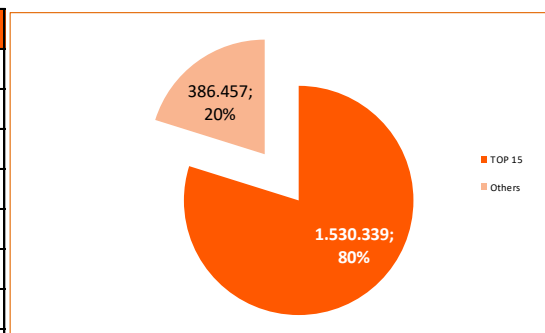
3.2 List and domains per accredited registrar

Classification of accredited registrars by number of domains. The figure only shows the 15 registrars with the highest number of domains. The remainders are grouped into the same category ("others").

The figure shows there is a clear concentration in the sector.



Registrars	10 data in miles
1&1 INTERNET	355
ARSYS	190
ACENS TECHNOLOGIES S.L.	121
KEY-SYSTEMS	121
OVH HISPANO	100
SCIP	103
DINAHOSTING	89
PIENSASOLUTIONS	92
TECNOCRATICA	78
NOMINALIA	57
STRATO	52
CDMON	55
PDR LTD	24
REGISTRAR.EU	58
ASCIO TECHNOLOGIES INC	34
Others	386



Data in thousands of domains